Interactive PDF

Navigate comfortably and efficiently through our product catalogue!

This is how it works:

You select by one click in our table of contents and you will be guided to it immediately.

To make your journey through our product range as easy as possible, each category window is linked at the edges of the page.

This means that you always have individual access to the different categories at any time.

In addition, the buttons that you can find in the headline give you immediate access to our table of Content or lead you Back to your previous page

You are interested in one of our articles would like to order it, need further information, data sheets or installation recommendations?

No problem! You simply click on the picture and you will be immediately redirected to our website and the corresponding article.

URBAN EQUIPMENT

•stop •save •secure

2025

The Schake company

What started as a craft business in Wetter Volmarstein in 1908 has now grown into a modern industrial company in Germany. In between lies an eventful history of the family business spanning over 115 years and several generations. Through many political and economic upheavals, strong boom times and a pandemic, the company has been managed in the spirit of progress and progressive modern development over the years.

From the forging of horseshoes and carriages, to crafting individual railings - to the series production of the first Construction and Urban Equipment with stylish design for the modern municipality - Schake is a global player, a companion of industrialization. The Schake brand is not just technology, many products or service - it is above all hundreds of employees with different life situations and many cultures - despite all our differences, one thing unites us: We are a Team.

Our path into the future

You've probably heard that nothing is more constant than change. Some business areas become less important, other areas become more important. That's why Schake is always in tune with the times. As the saying goes: *when the iron is hot, it must be forged.*

- Schake invests in modern machine technology to concentrate on - Made in Germany -
- Schake gives great importance to its own expertise within the company
- The feeling of security and appreciation of employees
- For Schake, good performance means speed, flexibility and effectiveness
- Schake focuses on growth through strong business partners and interesting product ranges
- Digital connectivity paired with personalized advice leads to true excellence

Sincere thanks

We would like to thank our employees and all our business partners with whom we are able to share our achievements.

We wish all our business partners much pleasure in choosing our products.

Gerald Schake | Ralf Schake | Patrick Schake | Marc Schake | Alois Schake

Intro — 02 - 08

Schake Company	03
Customized Color Design	06 - 07
Our Quality Standard	08

Barrier posts — 09 - 64

Barrier posts / Protection for charging station	10 - 46
Chain posts	47
Black-Line	48 - 49
Configurable barrier posts	50 - 51
Flexible plastic posts	52 - 54
Chains + Accessories	55 - 62
Class of reflection	63
Island post	64

Car-park barriers — 65 - 76

Car-park barriers	66 - 73
Holding device for parking signage	74
Park and guide barrier	75
Recycling bollards	76

Ornamental bollards — 77 - 98

Ornamental bollards made of steel tube Ø 60 - 193 mm	80 - 91
Aluminium bollards	92 - 95
Ornamental bollards of square tube	96 - 98

Stainless steel — 99 - 110

Stainless steel barrier posts	100 - 103
Stainless steel bollards	104 - 105
Stainless steel hoops	106 - 108
Corten steel bollards	109
Lean-on hoops made of corten steel	110

i • = Stock items

i **Interactive catalogues:**

Quick access to the digital catalogue enables a fast search for the desired items. Simply scan the QR code in the catalogue or visit www.schake.com!

Barrier elements — 111 - 144

Tubular hoops	112 - 119
Protection for charging station	120 - 121
Access barriers	122 - 125
Height restriction barriers	126 - 130
Mobile manual barrier	131
Mobile access control	132
Protective railing	133 - 139
Turnstiles and Doors	140 - 141
City fence / railing	142 - 144

Barrier gates — 145 - 156

Swing barriers	146 - 149, 156
Access barriers	150 - 151
Manual barriers	152 - 153
Compact hand barrier	154 - 155

Outdoor equipment — 157 - 184

Scooter racks	158
Bicycle stands / Park Bench / Lean-on hoops	159 - 179
Bollard luminaires	180
Laundry drying stands	181
Litter bins	182 - 183
Planters	184

Work site protection — 185 - 217

Barrier posts	186 - 197
Chain posts / accessories	198 - 199
Protective hoops	200 - 206
Protective railings	207 - 212
Crash guards	213 - 216
Warning and protection profiles	217

Outro — 218 - 223

Point of sale	218 - 219
Index	220 - 221
Individual design products	222

Barrier posts
Car-park barriers
Ornamental bollards
Stainless steel
Barrier elements
Barrier gates
Outdoor equipment
Work site protection

Unlimited possibilities – you choose, we deliver!

Our barrier posts, barrier brackets, and path barriers come standard with a white coating and red reflective stripes of class RA1/A. Give your trusted barriers a fresh new look.

Whether subtle colors for seamless integration or striking signal colors for maximum visibility – the choice is yours!

Your Options:

Free color selection – Choose from the entire RAL color spectrum

Reflection classes – For optimal visibility day and night (see page 67)

Reflective films – Also available in the full RAL color spectrum

Custom design – Perfectly tailored to your requirements

Let your creativity run free – we bring your color choices to life.

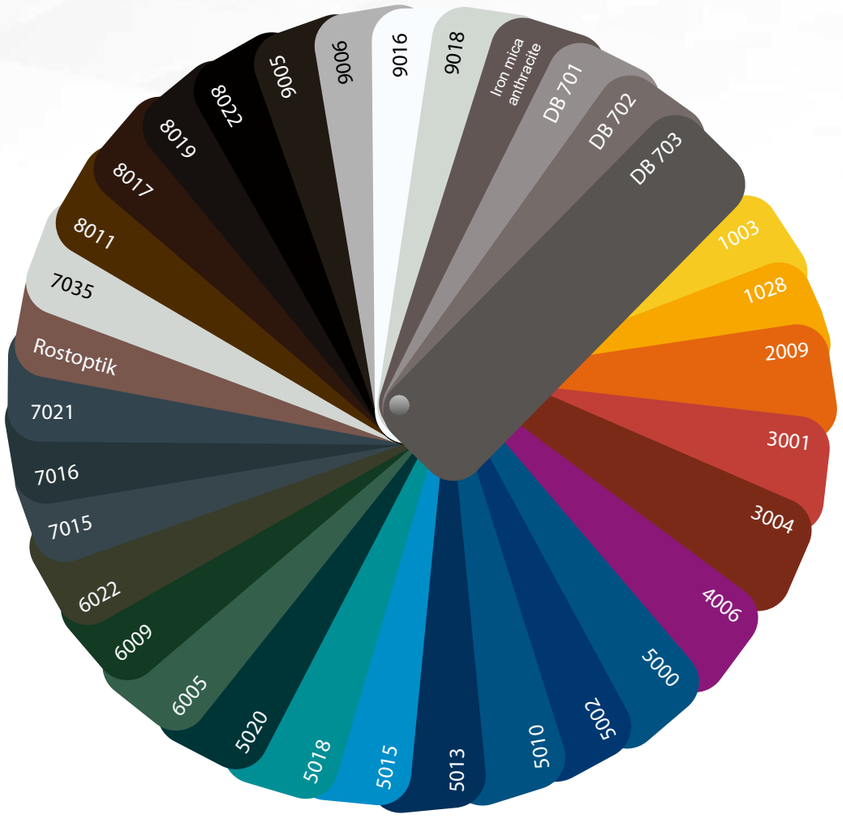

Additionally, we offer an impact-resistant anti-graffiti coating upon request. This is also available on demand.

How to configure your barriers in just 3 steps.

Step 1: Choose the base color
Decide between various gloss or matte finishes in standard RAL colors.
(Standard: e.g., white RAL 9016)

Color code: A one-time surcharge applies for the color change

Base color smooth silk gloss

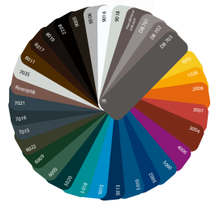

Base color matte fine texture

-DB703FS -RAL7016FS -RAL9005FS

Step 2: Select the color of the reflective stripes
Choose red, white, or yellow for optimal signaling effect.
(Standard: e.g., 3 red reflective stripes)

Color code:
for three films in red, white, or yellow

-R -W -Y

Color code:
for one film in red and white

-RW

Step 3: Define the reflection class
Choose between RA1/A, RA2/B, or RA2/C for the desired light reflection and safety.

Reflection code: Reflection class RA1/A, RA2/B or RA2/C

RA1/A RA2/B RA2/C

1A 2B 2C

Surcharge for stripe upgrade:

*for products without integrated stripes

Upgrade to RA1/A	Upgrade to RA2/B	Upgrade to RA2/B

*for products with pre-existing stripes of type RA1/A

Upgrade to RA1/A	Upgrade to RA2/B	Upgrade to RA2/B

Your selected final product as an example:

base article 470FB	▶	**Step 1** base color DB703	▶	**Step 2** film color yellow	▶	**Step 3** reflection class RA2/C	▶	
part no.		**color code**		**film color**		**reflection code**		**final product**
470FB		**-DB703**		**-Y**		**2C**		**470FB-DB703-Y2C**

Find more configuration examples on **pages 48 - 51**

Our quality standard

Our barriers stand for durability, safety, and the highest manufacturing quality.
By using robust materials and innovative technologies, we provide you with products that meet the highest standards.

Reflective Stripes
With reflection class RA1/A, they ensure visibility and safety. for maximum reflection performance, we offer optional upgrades to higher reflection classes RA2/B or RA2/C, individually configurable to meet your requirements.

AS- Symbol
The symbol of quality and safety on our barriers.

Powder Coating
Thanks to the high-quality duplex process combined with hot-dip galvanization (according to DIN 55633), we offer a durable and highly resistant surface coating.

Hot-dip galvanization
Our barriers are hot-dip galvanized according to DIN EN ISO 1461, ensuring optimal protection against corrosion.

Steel Tube
Robust structural steel for maximum strength and durability.

Color Variety – Choose Your Own Color

Variety for safety and structure.

Barrier posts

Our barrier posts program includes a comprehensive selection of bollards in various diameters and dimensions. Chain posts, barrier chains, flexible barrier posts, and impact protection bollards for industrial security complete this uniquely extensive range.



Barrier posts • Chain posts • Flexible plastic posts • Chains + Accessories

Barrier posts
Car-park barriers
Ornamental bollards
Stainless steel
Barrier elements
Barrier gates
Outdoor equipment
Work site protection

Symbols

basically, barrier posts are hot-dip galvanized according to EN ISO 1461.
Ornamental bollards are made of quality aluminium or hot-dip galvanized steel.

B = Coated (white with red reflecting stripes or other color finishes)
D = Top inner triangular lock acc. to DIN 3223
F = Fire brigade triangular lock acc. to DIN 3223
H = Ground socket
P = Ground anchor plate for plugging down
U = Foldable
V = Prepared for padlock
Z = Euro profile cylinder lock
+1 = 1 eyelet +2 = 2 eyelets

		diameter in mm										square in mm	
standard version		42	60	76	89	102	108	152	193	273	323	70x70	100x100
stationary for casting in concrete	catalogue page	11	12	17	21	22	23	24	26	28	29	34	45
stationary for plugging down	catalogue page	11	12	17	21	22	23	24	26	28		34	45
removable with triangular locking mechanism	catalogue page		13	18	21	22	23	25	27			35	45
removable with Euro profile cylinder lock	catalogue page		13	18	21	22	23	25				37	45
foldable with triangular locking system	catalogue page		14	19								36	
foldable with Euro profile cylinder lock	catalogue page		14	19								37	
special versions													
stationary to drive in	Catalouge page	11											
stationary tiltable	Catalouge page			20				30					
fire brigade guide post stationary	Catalouge page		16										
removable without locking system	Catalouge page		16					25	27				
removable for padlock	Catalouge page		15										
removable with a triangular lock on top	Catalouge page											38	
foldable with triangular locking mechanism on top	Catalouge page											38	
foldable with lifting and tilting mechanism	Catalouge page											41	
foldable 500 mm above ground	Catalouge page											44	
foldable for padlock	Catalouge page		15									40	
foldable and removable	Catalouge page											40	
removable with 8 mm triangular lock	Catalouge page											43	
with triangular lock and Euro profile cylinder	Catalouge page											39	
fully retractable	Catalouge page											42	

Similar products: see sections ornamental ¡osts, stainless steel posts, work site protection (yellow / black)

for more info
scan the QR code

A light-weight version from our range of barrier posts for private users.

Barrier posts

steel tube Ø 42 x 2.5 mm
with plastic cap
900 mm above ground

4042B-2

4042PB-2

4042EB-2

stationary for casting in concrete
total length: 1300 mm

	eyelet	FC	kg	part no.
hot-dip galvanized	without eyelet	A•	2.3	4042
	with 1 eyelet	A•	2.3	4042-1
	with 2 eyelets	A•	2.3	4042-2
hot-dip galvanized, white coated, with red reflecting stripe	without eyelet	A•	2.3	4042B
	with 1 eyelet	A•	2.3	4042B-1
	with 2 eyelets	A•	2.3	4042B-2

stationary to be fixed by plugs
with base plate 70 x 120 mm,
and two holes for bolts

	eyelet	FC	kg	part no.
hot-dip galvanized	without eyelet	A•	2.8	4042P
	with 1 eyelet	A•	2.8	4042P-1
	with 2 eyelets	A•	2.8	4042P-2
hot-dip galvanized, white coated, with red reflecting stripe	without eyelet	A•	2.8	4042PB
	with 1 eyelet	A•	2.8	4042PB-1
	with 2 eyelets	A•	2.8	4042PB-2

stationary drive-in
with drive-in tip,
total length: 1300 mm

	eyelet	FC	kg	part no.
hot-dip galvanized	without eyelet	A•	2.2	4042E
	with 1 eyelet	A•	2.2	4042E-1
	with 2 eyelets	A•	2.2	4042E-2
hot-dip galvanized, white coated, with red reflecting stripe	without eyelet	A•	2.2	4042EB
	with 1 eyelet	A•	2.2	4042EB-1
	with 2 eyelets	A•	2.2	4042EB-2

Barrier posts
Car-park barriers
Ornamental bollards
Stainless steel
Barrier elements
Barrier gates
Outdoor equipment
Work site protection

Barrier post of steel tube Ø 60 mm

Back
Content

for more info
scan the QR code

This barrier or chain post can be used as a boundary post for pedestrian areas, parking lots, roads, safety zones etc.

Barrier posts

steel tube Ø 60 x 2.5 mm,
with welded steel cap,
900 mm above ground

460B-2

stationary for casting in concrete
with ground anchor, **total length:** 1300 mm

	eyelet	FC	kg	part no.
hot-dip galvanized	without eyelet	A•	4.9	460
	with 1 eyelet	A•	4.9	460-1
	with 2 eyelets	A•	4.9	460-2
hot-dip galvanized, white coated with three red reflecting stripes	without eyelet	A•	4.9	460B
	with 1 eyelet	A•	4.9	460B-1
	with 2 eyelets	A•	4.9	460B-2

A

suitable mounting material for this product:
set of mounting bolts type 1
part no.
470-71
further accessories pages **55 - 62**

460PB

stationary to be fixed by plugs
with base plate 100 x 150 mm

	eyelet	FC	kg	part no.
hot-dip galvanized	without eyelet	A•	4.0	460P
	with 1 eyelet	A•	4.0	460P-1
	with 2 eyelets	A•	4.0	460P-2
hot-dip galvanized, white coated, with three red reflecting stripes	without eyelet	A•	4.0	460PB
	with 1 eyelet	A•	4.0	460PB-1
	with 2 eyelets	A•	4.0	460PB-2

Configure your own post in just 3 steps!

Choose your base color, the color of the reflective stripes, and the desired reflection class – perfectly tailored to your needs.

For color options, reflection classes, and customization, **see pages 6 - 7.**
Discover pre-configured posts for inspiration on **pages 49 - 51 of the catalog**

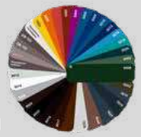

Barrier post of steel tube Ø 60 mm

The stable locking and the easy handling grant a fast release of the barricade.

Barrier posts

steel tube Ø 60 x 2.5 mm,
with welded steel cap,
900 mm above ground

460FB

removable with triangular locking mechanism acc. to DIN 3223,
self-engaging lock, with ground socket part-no. 460-40,
approx. 400 mm below ground

	eyelet	FC	kg	part no.
hot-dip galvanized	without eyelet	A•	6.4	460F
	with 1 eyelet	A•	6.4	460F-1
	with 2 eyelets	A•	6.4	460F-2
hot-dip galvanized, white coated, with three red reflecting stripes	without eyelet	A•	6.4	460FB
	with 1 eyelet	A•	6.4	460FB-1
	with 2 eyelets	A•	6.4	460FB-2

460ZB

removable with Euro profile cylinder lock
three keys, self-engaging lock, with ground socket part-no. 460-40,
approx. 400 mm below ground

	FC	kg	part no.
hot-dip galvanized	A	8.1	460Z
hot-dip galvanized, white coated, with three red reflecting stripes	A•	8.1	460ZB

posts can be delivered simultaneously locking or in a locking system, **see page 55**

accessories see
page 55 - 62

Barrier post of steel tube Ø 60 mm

Back
Content

This barrier or chain post can be used as a boundary post for pedestrian areas, parking lots, roads, safety zones etc.

Barrier posts

steel tube Ø 60 x 2.5 mm,
with welded steel cap,
900 mm above ground

460FUB 470-60

foldable with triangular locking mechanism acc. to DIN 3223,
self-engaging lock

to be fixed by plugs
with base plate 100 x 150 mm

	FC	kg	part no.
hot-dip galvanized	A•	5.6	460FU
hot-dip galvanized, white coated, with three red reflecting stripes	A•	5.6	460FUB

for casting in concrete
with ground socket part-no. 470-60,
approx. 400 mm below ground.

	FC	kg	part no.
hot-dip galvanized	A•	7.9	460FUH
hot-dip galvanized, white coated, with three red reflecting stripes	A•	7.9	460FUHB

460UZB 470-60

foldable with Euro profile cylinder lock
three keys, self-engaging lock

fo be fixed by plugs
with base plate 100 x 150 mm

	FC	kg	part no.
hot-dip galvanized	A•	5.8	460UZ
hot-dip galvanized, white coated, with three red reflecting stripes	A•	5.8	460UZB

for casting in concrete
with ground socket part-no, 470-60,
approx. 400 mm below ground

	FC	kg	part no.
hot-dip galvanized	A•	8.1	460UZH
hot-dip galvanized, white coated, with three red reflecting stripes	A•	8.1	460UZHB

Barrier posts also available with eyelets - add the following to the part-no.: +1 for one eyelet or +2 for 2 eyelets; **accessories see page 62.** Posts can be delivered simultaneously locking or in a locking system; **see page 55**

Barrier post of steel tube Ø 60 mm

Barrier posts

steel tube Ø 60 x 2.5 mm.
with welded steel cap.
900 mm above ground

460VB

removable for padlock
lockable, with ground socket part-no. 460-60,
approx. 400 mm below ground

	eyelet	FC	kg	part no.
hot-dip galvanized	without eyelet	A•	6.0	460V
	with 1 eyelet	A•	6.0	460V-1
	with 2 eyelets	A•	6.0	460V-2
hot-dip galvanized, white coated, with three red reflecting stripes	without eyelet	A•	6.0	460VB
	with 1 eyelet	A•	6.0	460VB-1
	with 2 eyelets	A•	6.0	460VB-2

460UVB 470-60

foldable for padlock
self-engaging lock

to be fixed by plugs
with base plate 100 x 150 mm

	FC	kg	part no.
hot-dip galvanized	A	6.5	460UV
hot-dip galvanized, white coated, with three red reflecting stripes	A•	6.5	460UVB

for casting in concrete
with ground socket part-no. 470-60,
approx. 400 mm below ground

	FC	kg	part no.
hot-dip galvanized	A	8.7	460UVH
hot-dip galvanized, white coated, with three red reflecting stripes	A•	8.7	460UVHB

suitable mounting material for this product:
set of mounting bolts type 1
part no.
470-71
further accessories **pages 55 - 62**

Barrier posts
Car-park barriers
Ornamental bollards
Stainless steel
Barrier elements
Barrier gates
Outdoor equipment
Work site protection

Barrier post of steel tube Ø 60 mm

Back
Content

Barrier posts

steel tube Ø 60 x 2.5 mm,
with welded steel cap,
900 mm above ground

460HB

removable without locking mechanism
with ground socket part-no. 460-10,
approx. 400 mm below ground

	eyelet	FC	kg	part no.
hot-dip galvanized	without eyelet	A•	6.8	460H
	with 1 eyelet	A•	6.8	460H-1
	with 2 eyelets	A•	6.8	460H-2
hot-dip galvanized, white coated, with three red reflecting stripes	without eyelet	A•	6.8	460HB
	with 1 eyelet	A•	6.8	460HB-1
	with 2 eyelets	A•	6.8	460HB-2

Fire brigade guide posts – secure marking for emergency routes

Our fire brigade guide posts reliably mark fire department access roads and emergency routes, ensuring quick access for emergency personnel.

4061B

Fire brigade guide posts

steel tube Ø 60 x 2.5 mm, 500 mm above ground, fixed installation, for concreting in, hot-dip galvanized, white coated, with ground anchor, headpiece approx. 100 mm, **total length:** 900 mm

	FC	kg	part no.
head black	A•	3.5	4061B
head red	A	3.5	4061BR

Barrier post of steel tube Ø 76 mm

for more info
scan the QR code

These barrier or chain posts can be used as boundary posts for pedestrian areas, parking lots, roadways, safety zones, and more.

Barrier posts

steel tube Ø 76 x 2.6 mm,
with welded steel cap,
900 mm above ground

476B

stationary for casting in concrete
with ground anchor,
total length: 1400 mm

	eyelet	FC	kg	part no.
hot-dip galvanized	without eyelet	A•	7.0	476
	with 1 eyelet	A•	7.0	476-1
	with 2 eyelets	A•	7.0	476-2
hot-dip galvanized, white coated, with three red reflecting stripes	without eyelet	A•	7.0	476B
	with 1 eyelet	A•	7.0	476B-1
	with 2 eyelets	A•	7.0	476B-2

476PB

stationary to be fixed by plugs
with base plate 100 x 150 mm,
total length: 900 mm

	eyelet	FC	kg	part no.
hot-dip galvanized	without eyelet	A•	5.1	476P
	with 1 eyelet	A•	5.1	476P-1
	with 2 eyelets	A•	5.1	476P-2
hot-dip galvanized, white coated, with three red reflecting stripes	without eyelet	A•	5.1	476PB
	with 1 eyelet	A•	5.1	476PB-1
	with 2 eyelets	A•	5.1	476PB-2

also available in yellow / black,
see work site protection **page 168**

color variants, reflection classes,
and customization, **see pages 6 - 7**

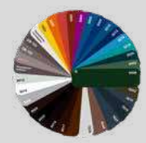

Barrier posts
Car-park barriers
Ornamental bollards
Stainless steel
Barrier elements
Barrier gates
Outdoor equipment
Work site protection

Barrier post of steel tube Ø 76 mm

Back
Content

Barrier posts

steel tube Ø 76 x 2.6 mm,
with welded steel cap,
900 mm above ground

476FB

removable with triangular locking mechanism acc. to DIN 3223,
self-engaging lock, with ground socket part-no. 476-40,
approx. 400 mm below ground

	FC	kg	part no.
hot-dip galvanized	A•	12.0	476F
hot-dip galvanized, white coated, with three red reflecting stripes	A•	12.0	476FB

color variants, reflection classes,
and customization, **see pages 6 - 7**

476ZB

removable, with Euro profile cylinder lock
three keys, self-engaging lock, with ground socket part-no. 476-40,
approx. 400 mm below ground

	FC	kg	part no.
hot-dip galvanized	A	12.0	476Z
hot-dip galvanized, white coated, with three red reflecting stripes	A•	12.0	476ZB

Barrier posts also available with eyelets - add the following to the part-no.: +1 for one eyelet or +2 for 2 eyelets; accessories **see page 62.** Posts can be delivered simultaneously locking or in a locking system; **see page 55**

Barrier post of steel tube Ø 76 mm

Barrier posts

steel tube Ø 76 x 2.6 mm,
with welded steel cap,
900 mm above ground

476FUB 470-60

foldable with triangular locking mechanism
acc. to DIN 3223, self-engaging lock

to be fixed by plugs
with base plate 100 x 150 mm

	FC	kg	part no.
hot-dip galvanized	A	6.8	476FU
hot-dip galvanized, white coated, with three red reflecting stripes	A•	6.8	476FUB

for casting in concreterete
with ground socket part.-no. 470-60,
approx. 400 mm below ground

	FC	kg	part no.
hot-dip galvanized	A	9.2	476FUH
hot-dip galvanized, white coated, with three red reflecting stripes	A•	9.2	476FUHB

476UZB 470-60

foldable with Euro profile cylinder lock
three keys, self-engaging lock

to be fixed by plugs
with base plate 100 x 150 mm

	FC	kg	part no.
hot-dip galvanized	A	8,6	476UZ
hot-dip galvanized, white coated, with three red reflecting stripes	A•	8,6	476UZB

for casting in concreterete
with ground socket part-no. 470-60,
approx. 400 mm below ground

	FC	kg	part no.
hot-dip galvanized	A	10,9	476UZH
hot-dip galvanized, white coated, with three red reflecting stripes	A•	10,9	476UZHB

Barrier posts
Car-park barriers
Ornamental bollards
Stainless steel
Barrier elements
Barrier gates
Outdoor equipment
Work site protection

Barrier post of steel tube Ø 76 mm

Back
Content

for more info
scan the QR code

Barrier posts

steel tube Ø 76 x 2.6 mm,
with welded steel cap,
900 mm above ground

4076PB

stationary can be tilted 30° to all sides
with base plate 100 x 150 mm
for plugging down or for fixing to ground socket part-no. 470-60

	FC	kg	part no.
hot-dip galvanized	A	5.9	4076P
hot-dip galvanized, white coated, with three red reflecting stripes	A•	5.9	4076PB



suitable mounting material for this product: set of mounting bolts type 1
part no.
470-71

470-60

	FC	kg
ground socket for casting in concrete (order together with the barrier post if you want to cast in concrete)	A•	5.9

Barrier posts also available with eyelets - add the following to the part-no.: +1 for one eyelet or +2 for 2 eyelets; accessories see **page 55 - 62**

color variants, reflection classes, and customization, **see pages 6 - 7**

Barrier post of steel tube Ø 89 mm

Barrier posts

steel tube Ø 89 x 2.9 mm,
with welded steel cap,
900 mm above ground

489B

489PB

489FB

stationary for casting in concrete
with ground anchor, total length: approx. 1300 mm

	FC	kg	part no.
hot-dip galvanized	A•	8.8	489
hot-dip galvanized, white coated, with three red reflecting stripes	A•	8.8	489B

stationary to be fixed by plugs
with base plate 100 x 150 mm

	FC	kg	part no.
hot-dip galvanized	A•	6.7	489P
hot-dip galvanized, white coated, with three red reflecting stripes	A•	6.7	489PB

removable self-engaging lock,
with hot-dip galvanized ground socket part-no. 470-10, approx. 500 mm below ground

with triangular locking mechanism acc. to DIN 3223

	FC	kg	part no.
hot-dip galvanized	A	12.5	489F
hot-dip galvanized, white coated, with three red reflecting stripes	A•	12.5	489FB

with profile cylinder lock, three keys incl.

	FC	kg	part no.
hot-dip galvanized	A	11.8	489Z
hot-dip galvanized, white coated, with three red reflecting stripes	A	11.8	489ZB

also available in yellow / black,
see work site protection **pages 186**

color variants, reflection classes, and customization, **see pages 6 - 7**

Barrier post of steel tube Ø 102 mm

Back
Content

Barrier posts

steel tube Ø 102 x 2.9 mm,
with welded steel cap,
900 mm above ground

491B

stationary for casting in concrete
with ground anchor, total length: approx. 1300 mm

	FC	kg	part no.
hot-dip galvanized	A•	9.5	491
hot-dip galvanized, white coated, with three red reflecting stripes	A•	9.5	491B

stationary to be fixed by plugs
with base plate 200 x 200 mm

	FC	kg	part no.
hot-dip galvanized	A•	9.4	491P
hot-dip galvanized, white coated, with three red reflecting stripes	A	9.4	491PB

491PB

491FB

removable self-engaging lock,
with hot-dip galvanized ground socket part-no. 470-10, approx. 500 mm below ground

with triangular locking mechanism acc. to DIN 3223

	FC	kg	part no.
hot-dip galvanized	A	14.9	491F
hot-dip galvanized, white coated, with three red reflecting stripes	A•	14.9	491FB

with profile cylinder lock, three keys incl.

	FC	kg	part no.
hot-dip galvanized	A	12.8	491Z
hot-dip galvanized, white coated, with three red reflecting stripes	A	12.8	491ZB

barrier posts also available with eyelets, **see page 62**

Barrier post of steel tube Ø 108 mm

Barrier posts

steel tube Ø 108 x 2.9 mm,
with welded steel cap,
900 mm above ground

493B

stationary for casting in concrete
with ground anchor total length: approx. 1300 mm

	FC	kg	part no.
hot-dip galvanized	A•	11.0	493
hot-dip galvanized, white coated, with three red reflecting stripes	A•	11.0	493B

stationary to be fixed by plugs
with base plate 200 x 200 mm

	FC	kg	part no.
hot-dip galvanized	A•	11.0	493P
hot-dip galvanized, white coated, with three red reflecting stripes	A•	11.0	493PB

493PB

493FB

removable, self-engaging lock,
with hot-dip galvanized ground socket part-no. 470-10, approx. 500 mm below ground

with triangular locking mechanism acc. to DIN 3223

	FC	kg	part no.
hot-dip galvanized	A	14.0	493F
hot-dip galvanized, white coated, with three red reflecting stripes	A•	14.0	493FB

with profile cylinder lock three keys incl.

	FC	kg	part no.
hot-dip galvanized	A	13.2	493Z
hot-dip galvanized, white coated, with three red reflecting stripes	A	13.2	493ZB

color variants, reflection classes, and customization, **see pages 6 - 7**

Barrier posts
Car-park barriers
Ornamental bollards
Stainless steel
Barrier elements
Barrier gates
Outdoor equipment
Work site protection

Steel tube bollard
Ø 152 x 3.2 mm,
with welded steel cap

40151B

40153B

stationary for casting in concrete

	total length in mm	FC	kg	part no.
hot-dip galvanized	1200	A•	13.3	40150
	1500	B•	16.5	40151
	2000	B•	21.9	40152
hot-dip galvanized, white coated, with three red reflecting stripes	1200	A	15.0	40150B
	1500	B•	16.5	40151B
	2000	B•	21.9	40152B

Removable caps for filling bollards with concrete

steel cap for bolting
replaces welded steel cap
add letter **L** to the part no.

steel cap with concrete anchor
replaces welded steel cap
add letter **A** to the part no.

for plugging down
with base plate 220 x 220 mm

A

	total length in mm	FC	kg	part no.
hot-dip galvanized	1000	A•	13.9	40153
hot-dip galvanized, white coated, with three red reflecting stripes	1000	A•	13.9	40153B

suitable fastening material for this product:
set of mounting bolts type 2
part no.
470-72

Steel tube bollards
Ø 152 x 3.2 mm,
with welded steel cap

40151HB

40151FB

including ground socket part-no. 40151-10, approx. 500 mm below ground,
removable without locking mechanism

	Total length in mm	FC	kg	part no.
hot-dip galvanized	1500	B	26.0	40151H
	2000	B	32.0	40152H
hot-dip galvanized, white coated, with three red reflecting stripes	1500	B	26.0	40151HB
	2000	B	32.0	40152HB

height above ground: 1000 mm,
including ground socket part-no. 470-10,
approx. 500 mm below ground

B

removable with triangular locking mechanism acc. to DIN 3223

	FC	kg	part no.
hot-dip galvanized	B	20.1	40151F
hot-dip galvanized, white coated, with three red reflecting stripes	B	20.1	40151FB

removable with profile cylinder lock, three keys incl.

	FC	kg	part no.
hot-dip galvanized	B	17.5	40151Z
hot-dip galvanized, white coated, with three red reflecting stripes	B	17.5	40151ZB

also available in yellow / black,
see work site protection **pages 190 / 191**

color variants, reflection classes,
and customization, **see pages 6 - 7**

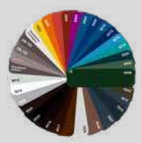

These heavy bollards can be used as crash guard, particularly in front of entrances, halls, service stations, etc. They can also protect roof overhangs or serve as guiding bollard in front of ramps, gates, etc.

Steel tube bollard

Ø 193 x 3.6 mm,
with welded steel cap

40191B

40193B

stationary
or casting in concrete

	total length in mm	FC	kg	part no.
hot-dip galvanized	1200	A•	20.9	40190
	1500	B•	26.0	40191
	2000	B•	34.4	40192
hot-dip galvanized, white coated, with three red reflecting stripes	1200	A	20.9	40190B
	1500	B	26.0	40191B
	2000	B	34.4	40192B

Removable caps for filling bollards with concrete

steel cap for bolting
replaces welded steel cap
add letter **L** to the part no.

steel cap with concrete anchor
replaces welded steel cap
add letter **A** to the part no.

for plugging down
with base plate 360 x 360 mm

	total length in mm	FC	kg	part no.
hot-dip galvanized	1000	A•	23.6	40193
hot-dip galvanized, white coated, with three red reflecting stripes	1000	A	23.6	40193B

suitable fastening material for this product:
set of mounting bolts type 2
part no.
470-72
further accessories **see page 55**

Steel tube bollard Ø 193 mm

Steel tube bollard

Ø 193 x 3.6 mm with welded steel cap, removable for temporary remove.

40191HB

40191FB

including ground socket part-no. 40191-10 approx. 500 mm below ground

removable
without locking mechanism

	total length in mm	FC	kg	part no.
hot-dip galvanized	1500	B	38.0	40191H
	2000	B	50.0	40192H
hot-dip galvanized, white coated, with three red reflecting stripes	1500	B	38.0	40191HB
	2000	B	50.5	40192HB

also available in yellow / black,
see work site protection **pages 192 / 193**

color variants, reflection classes,
and customization, **see pages 6 - 7**

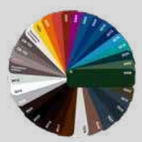

height above ground: 1000 mm including ground socket part-no. 470-10 approx. 500 mm below ground

removable
with triangular lock

B

	FC	kg	part no.
hot-dip galvanized	B	27.6	40191F
hot-dip galvanized, white coated, with three red reflecting stripes	B	27.6	40191FB

Barrier posts
Car-park barriers
Ornamental bollards
Stainless steel
Barrier elements
Barrier gates
Outdoor equipment
Work site protection

Steel tube bollard Ø 273 mm

Steel tube bollard

Ø 273 x 5.0 mm,
with welded steel cap

40271

40273B

stationary
for casting in concrete

	total length in mm	FC	kg	part no.
hot-dip galvanized	1500	B	51.1	40271
	2000	B	67.6	40272
hot-dip galvanized, white coated, with three red reflecting stripes	1500	B	51.1	40271B
	2000	B	67.6	40272B

Removable caps for filling bollards with concrete

steel cap with concrete anchor
replaces welded steel cap

add letter **A** to the part no.

stationary
for plugging down, with base plate 360 x 360 mm

	total length in mm	FC	kg	part no.
hot-dip galvanized	1500	B	58.9	40273
hot-dip galvanized, white coated, with three red reflecting stripes	1500	B	58.9	40273B

suitable fastening material for this product:
set of mounting bolts type 2
part no.
470-72
further accessories **see page 55**

Steel tube bollard Ø 323 mm

for more info
scan the QR code

These heavy bollards can be used as crash guard, particularly in front of entrances, halls, service stations, etc. They can also protect roof overhangs or serve as guiding bollard in front of ramps, gates, etc.

Steel tube bollard

Ø 323 x 5.0 mm
with welded steel cap

40321B

stationary
for casting in concrete

	total length in mm	FC	kg	part no.
hot-dip galvanized	1500	B	60.0	40321
	2000	B	80.5	40322
	2400	B	96.0	40324
hot-dip galvanized, white coated, with three red reflecting stripes	1500	B	60.0	40321B
	2000	B	80.5	40322B
	2400	B	96.0	40324B

Removable caps for filling bollards with concrete

steel cap with concrete anchor
replaces welded steel cap

add letter **A** to the part no.

these posts are available in yellow / black,
see section work site protection **pages 194 / 195**

color variants, reflection classes,
and customization, **see pages 6 - 7**

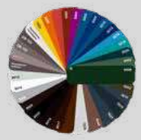

Barrier posts
Car-park barriers
Ornamental bollards
Stainless steel
Barrier elements
Barrier gates
Outdoor equipment
Work site protection

401530NB

for protecting buildings and to minimize damages on cars.

Steel tube bollard

Ø 152 x 3.2 mm, with welded steel cap, tiltable

stationary for plugging down

	total length in mm	FC	kg	part no.
hot-dip galvanized	1000	A	30.0	401530N
	1500	B	35.3	401535N
hot-dip galvanized, white coated, with three red reflecting stripes	1000	A	30.0	401530NB
	1500	B	35.3	401535NB

for more info
scan the QR code

This tiltable steel tube bollard is suitable for high pressure und comes back to start position after pressure release

these posts are available in yellow / black, see section work site protection **page 196**

color variants, reflection classes, and customization, **see pages 6 - 7**

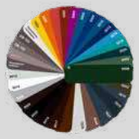

Suggestion for mounting

casting in concrete of posts or ground sockets

1.
excavation for concrete basis
size: diameter / profile of post or ground socket + approx. 300 mm
depth: length of height below ground of post or ground socket + approx. 100 mm

2.
gravel fill (drainage)
(for removable posts)

3.
post and socket are put centrical in basis hole
top egde ground socket same as top edge ground

4.
fill with concrete, adjust perpendicular with air level and smooth by trowel

5.
hardening and prove locking

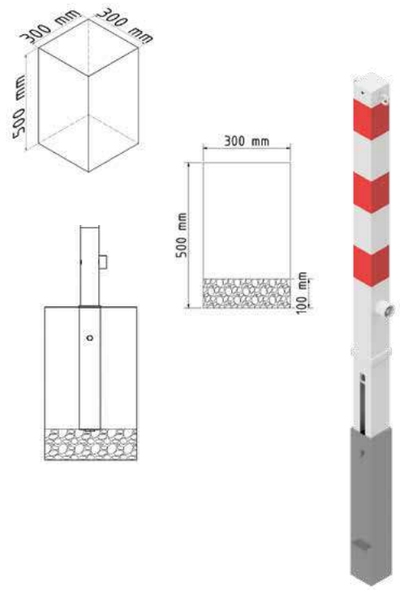

Eyelets for chains

Eyelets

inner diameter Ø 20 mm, outer diameter Ø 35 mm

Position of eyelets

standard positions:
barrier post with 1 eyelet: position D
barrier post with 2 eyelets: position D + B

Posts removable

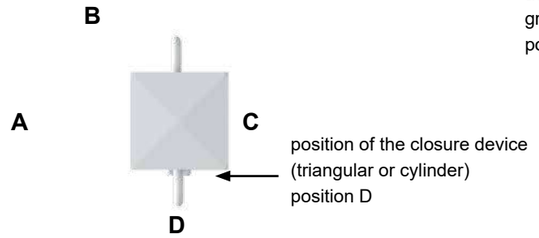

adjustment of post in ground socket position A

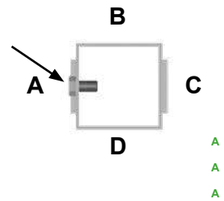

Stationary posts with base plate



Posts foldable

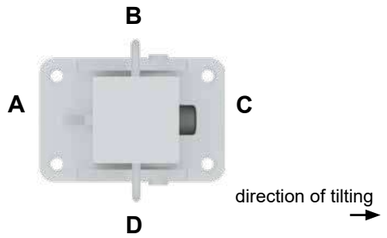

Barrier posts as E-charging station protection
with welded steel cap,
900 mm above ground,
total length: approx. 1300 mm

for casting in concrete

surface	diameter in mm	kg	FC	film color blue part no.	film color red part no.	film color green part no.
hot-dip galvanized	ø 76	7.0	A	4L76SBL	4L76SRO	4L76SGR
hot-dip galvanized	ø 89	8.8	A	4L89SBL	4L89SRO	4L89SGR
hot-dip galvanized	ø 102	9.5	A	4L91SBL	4L91SRO	4L91SGR
white	ø 76	7.0	A	4L76BSBL	4L76BSRO	4L76BSGR
white	ø 89	8.8	A	4L89BSBL	4L89BSRO	4L89BSGR
white	ø 102	9.5	A	4L91BSBL	4L91BSRO	4L91BSGR

for plugging down

surface	diameter in mm	kg	FC	part no.	part no.	part no.
hot-dip galvanized	ø 76	9.1	A	4L76PSBL	4L76PSRO	4L76PSGR
hot-dip galvanized	ø 89	7.0	A	4L89PSBL	4L89PSRO	4L89PSGR
hot-dip galvanized	ø 102	9.5	A	4L91PSBL	4L91PSRO	4L91PSGR
white	ø 76	9.1	A	4L76PBSBL	4L76PBSRO	4L76PBSGR
white	ø 89	7.0	A	4L89PBSBL	4L86PBSRO	4L89PBSGR
white	ø 102	9.5	A	4L91PBSBL	4L91PBSRO	4L91BPSGR

Protection for charging station

Impact protection bollard as E-charging station protection
with welded steel cap

for casting in concrete
total length: approx. 1500 mm

surface	diameter in mm	kg	FC	film color blue part no.	film color red part no.	film color green part no.
hot-dip galvanized	ø 152	16.9	B	4L151SBL	4L151SRO	4L151SGR
hot-dip galvanized	ø 193	29.0	B	4L191SBL	4L191SRO	4L191SGR
white	ø 152	19.9	B	4L151BSBL	4L151BSRO	4L151BSGR
white	ø 193	26.0	B	4L191BSBL	4L191BSRO	4L191BSGR

for plugging down
total length: approx. 1000 mm

surface	diameter in mm	kg	FC	part no.	part no.	part no.
hot-dip galvanized	ø 152	14.0	B	4L153SBL	4L153SRO	4L153SGR
hot-dip galvanized	ø 193	24.0	B	4L193SBL	4L193SRO	4L193SGR
white	ø 152	14.0	B	4L153BSBL	4L153BSRO	4L153BSGR
white	ø 193	24.0	B	4L193BSBL	4L193BSRO	4L193BSGR

Also available as barrier and impact protection brackets for charging stations, see the barrier elements section on **pages 120 - 121**

Barrier post of steel tube 70 x 70 mm

Back
Content

A very sturdy boundary post, can be used for all applications, ideal also as barrier chain post.

Barrier posts

square tube 70 x 70 mm,
with welded steel cap,
900 mm above ground

470B

stationary for casting in concrete
with ground anchor, **total length:** 1300 mm

	eyelet	FC	kg	part no.
hot-dip galvanized	without eyelet	A•	7.2	470
	with 1 eyelet	A•	7.2	470-1
	with 2 eyelets	A•	7.2	470-2
hot-dip galvanized, white coated, with three red reflecting stripes	without eyelet	A•	7.2	470B
	with 1 eyelet	A•	7.2	470B-1
	with 2 eyelets	A•	7.2	470B-2

A

suitable fastening material for this product:
set of mounting bolts type 1
part no.
470-71

470PB

stationary to be fixed by plugs
with base plate 100 x 150 mm

	eyelet	FC	kg	part no.
hot-dip galvanized	without eyelet	A•	5.6	470P
	with 1 eyelet	A•	5.6	470P-1
	with 2 eyelets	A•	5.6	470P-2
hot-dip galvanized, white coated, with three red reflecting stripes	without eyelet	A•	5.6	470PB
	with 1 eyelet	A•	5.6	470PB-1
	with 2 eyelets	A•	5.6	470PB-2

these posts are available in yellow / black,
see section work site protection **page 187**

color variants, reflection classes,
and customization, **see pages 6 - 7**

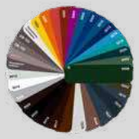

Barrier post of steel tube 70 x 70 mm

This post is ideal for barricading places, entrances, street and pedestrian areas, etc. The sturdy, maintenance-free triangular locking mechanism acc. to DIN 3223 makes it easy to handle without much effort even after many years. All posts are hot-dip galvanized for longer life.

Barrier posts

square tube 70 x 70 mm,
with welded steel cap,
900 mm above ground

470FB

removable with triangular locking mechanism acc. to DIN 3223,
self-engaging lock, with ground socket part-no. 470-10,
approx. 500 mm long

	eyelet	FC	kg	part no.
hot-dip galvanized	without eyelet	A•	11.5	470F
	with 1 eyelet	A•	11.5	470F-1
	with 2 eyelets	A•	11.5	470F-2
hot-dip galvanized, white coated, with three red reflecting stripes	without eyelet	A•	11.5	470FB
	with 1 eyelet	A•	11.5	470FB-1
	with 2 eyelets	A•	11.5	470FB-2

A
A
A

for more info
scan the QR code

accessories **see pages 55 - 62**

Barrier post of steel tube 70 x 70 mm

Back
Content

A barrier post for heavy-duty everyday service. Strong corrosion-protected (hot dip galvanized) hinged base plate with strong hinge pin and sturdy, tear-proof mounting bracket. The maintenance-free leaf spring-loaded locking mechanism can be opened by a DIN conforming triangular wrench without effort at any time.

Barrier posts

steel tube 70 x 70 mm,
with welded steel cap,
900 mm above ground

470FUB 470-60

foldable with triangular locking mechanism acc. to DIN 3223,
with leaf spring, self-engaging lock

to be fixed by plugs with base plate 100 x 150 mm

	FC	kg	part no.
hot-dip galvanized	A•	7.5	470FU
hot-dip galvanized, white coated, with three red reflecting stripes	A•	7.5	470FUB

for casting in concrete with ground socket part-no. 470-60,
approx. 400 mm below ground

	FC	kg	part no.
hot-dip galvanized	A•	10.0	470FUH
hot-dip galvanized, white coated, with three red reflecting stripes	A•	10.0	470FUHB

suitable fastening material for this product:
set of mounting bolts type 1
part no.
470-71

Barrier post of steel tube 70 x 70 mm

A very stable barrier post,
not just for private use.

Barrier posts

steel tube 70 x 70 mm,
with welded steel cap,
900 mm above ground

470UZB 470-60

foldable with Euro profile cylinder lock three keys,
self-engaging lock

to be fixed by plugs with base plate 100 x 150 mm

	FC	kg	part no.
hot-dip galvanized	A•	9.0	470UZ
hot-dip galvanized, white coated, with three red reflecting stripes	A•	9.0	470UZB

for casting in concrete with ground socket part-no. 470-60,
approx. 400 mm below ground

	FC	kg	part no.
hot-dip galvanized	A•	11.3	470UZH
hot-dip galvanized, white coated, with three red reflecting stripes	A•	11.3	470UZHB

470ZB

removable with Euro profile cylinder lock three keys,
self-engaging lock, with ground socket part-no. 470-10,
approx. 500 mm below ground

	FC	kg	part no.
hot-dip galvanized	A•	13,2	470Z
hot-dip galvanized, white coated, with three red reflecting stripes	A•	13,2	470ZB

posts can be delivered simultaneously
locking or in a locking system, **see page 55**

Barrier post of steel tube 70 x 70 mm

Back
Content

With triangular locking mechanism on top.
Alternative to 470F - 470FB or 470FU - FUB.

Barrier posts

steel tube 70 x 70 mm,
with steel cap,
900 mm above ground

470DB

removable with triangular locking mechanism acc. to DIN 3223, top, self-engaging lock, with ground socket part-no. 470-10, approx. 500 mm below ground

	FC	kg	part no.
hot-dip galvanized	A	13.0	470D
hot-dip galvanized, white coated, with three red reflecting stripes	A•	13.0	470DB

470UDB 470-60

foldable with triangular locking mechanism acc. to DIN 3223, top, self-engaging lock

to be fixed by plugs with base plate 100 x 150 mm

	FC	kg	part no.
hot-dip galvanized	A	8.7	470UD
hot-dip galvanized, white coated, with three red reflecting stripes	A•	8.7	470UDB

for casting in concrete with ground socket part-no. 470-60, approx. 400 mm below ground

	FC	kg	part no.
hot-dip galvanized	A	11.0	470UDH
hot-dip galvanized, white coated, with three red reflecting stripes	A•	11.0	470UDHB

Barrier post of steel tube 70 x 70 mm

These barrier posts can be opened both with a Euro profile cylinder key and a triangular wrench that conforms with DIN 3223. This ensures that the fire brigade and rescue services have access at any time.

Barrier posts

steel tube 70 x 70 mm,
with steel cap,
900 mm above ground



470FZB

removable with Euro profile cylinder lock three keys and **triangular locking mechanism** acc. to DIN 3223, self-engaging lock, with ground socket part-no. 470-10, approx. 500 mm below ground

	FC	kg	part no.
hot-dip galvanized	A	13.3	470FZ
hot-dip galvanized, white coated, with three red reflecting stripes	A•	13.0	470FZB

470FUZB 470-60

foldable with Euro profile cylinder lock three keys and **triangular locking mechanism** acc. to DIN 3223, self-engaging lock

to be fixed by plugs with base plate 100 x 150 mm

	FC	kg	part no.
hot-dip galvanized	A	9.2	470FUZ
hot-dip galvanized, white coated, with three red reflecting stripes	A•	9.2	470FUZB

for casting in concrete with ground socket part-no. 470-60, approx. 400 mm below ground

	FC	kg	part no.
hot-dip galvanized	A	11.5	470FUZH
hot-dip galvanized, white coated, with three red reflecting stripes	A•	11.5	470FUZHB

Barrier posts
Car-park barriers
Ornamental bollards
Stainless steel
Barrier elements
Barrier gates
Outdoor equipment
Work site protection

Barrier post of steel tube 70 x 70 mm

Back
Content

Barrier posts

steel tube 70 x 70 mm,
with steel cap,
900 mm above ground

If the situation requires, foldable barrier posts that can also be removed can be used.
The multipurpose wrench part-no. 470-40 is required in any case (order it with the post).

4701FUZHB

foldable and removable
with ground socket part-no. 470-10,
approx. 500 mm below ground

	FC	kg	part no.
hot-dip galvanized			
with triangular locking mechanism	A•	12.5	4701FUH
with Euro profile cylinder lock	A•	14.0	4701UZH
with triangular and Euro profile cylinder lock	A•	14.2	4701FUZH
hot-dip galvanized, white coated, with three red reflecting stripes			
with triangular locking mechanism	A•	12.5	4701FUHB
with Euro profile cylinder lock	A•	14.0	4701UZHB
with triangular and Euro profile cylinder lock	A•	14,2	4701FUZHB

Multipurpose wrench

FC	kg	part no.
A•	0.4	470-40

470UVB 470-60

foldable for padlock
self-engaging lock

to be fixed by plugs
with base plate 100 x 150 mm

	FC	kg	part no.
hot-dip galvanized	A	8.9	470UV
hot-dip galvanized, white coated, with three red reflecting stripes	A•	8.9	470UVB

for casting in concrete
with ground socket part-no. 470-60,
approx. 400 mm below ground

	FC	kg	part no.
hot-dip galvanized	A	11.2	470UVH
hot-dip galvanized, white coated, with three red reflecting stripes	A•	11.2	470UVHB

Barrier post of steel tube 70 x 70 mm

for more info
scan the QR code



Extra safety by pushing the foldable post into the ground socket.

Barrier posts

steel tube 70 x 70 mm,
with welded steel cap,
900 mm above ground

470FUKHB



470UZKHB

with 8 mm
triangular
lock

foldable with triangular locking mechanism acc. to DIN 3223,
with lifting and tilting mechanism, with leaf spring,
self-engaging lock including ground socket

	FC	kg	part no.
hot-dip galvanized	A	11.0	470FUKH
hot-dip galvanized, white coated, with three red reflecting stripes	A•	11.0	470FUKHB

lifting and tilting mechanism

Euro profile
cylinder

foldable, with Euro profile cylinder lock with three keys,
self-engaging lock, **with lifting and tilting mechanism,**
with flat spring, self locking with ground socket

	FC	kg	part no.
hot-dip galvanized	A	12.3	470UZKH
hot-dip galvanized, white coated, with three red reflecting stripes	A•	12.3	470UZKHB

Barrier posts

steel tube 70 x 70 mm,
900 mm above ground

triangular locking mechanism



for more info
scan the QR code

470DL

fully retractable with triangular locking system acc. to DIN 3223,
ground socket 80 x 80 x 3 mm,
overall length: approx. 1100 mm

	FC	kg	part no.
hot-dip galvanized with white / red reflecting stripes	A	16.8	470DL

Euro profile cylinder

470ZL

fully retractable with Euro profile cylinder lock
with ground socket part-no. 80 x 80 x 3 mm,
total length: approx. 1100 mm

	FC	kg	part no.
hot-dip galvanized with white / red reflecting stripes	A	17.1	470ZL

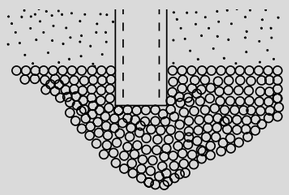

Instructions for mounting

Always pay attention to adequate drainage for removable posts (provide gravel fill).
Do not install in standing water!

Barrier post of steel tube 70 x 70 mm

Barrier post with 8 mm triangular locking mechanism as interesting alternative to the Euro profile cylinder lock or the conventional triangular locking mechanism acc. with DIN 3223. The post can be unlocked without effort with a small, handy 8 mm triangular wrench.

Barrier posts

steel tube 70 x 70 mm,
900 mm above ground

with 8 mm triangular lock

470NB

removable with 8 mm triangular lock
self-engaging lock, including an 8 mm triangular wrench part-no. 4039,
with ground socket part-no. 470-10,
approx. 500 mm below ground

	FC	kg	part no.
hot-dip galvanized	A	12.8	470N
hot-dip galvanized and red coated with reflecting stripes	A•	12.8	470NB

470UNB

470-60

toldable with 8 mm triangular lock
self-engaging lock, including an 8 mm triangular wrench part-no. 4039.

to be fixed by plugs with base plate 100 x 150 mm

	FC	kg	part no.
hot-dip galvanized	A	7.3	470UN
hot-dip galvanized and red coated with reflecting stripes	A•	7.3	470UNB

for casting in concrete
with ground socket part-no. 470-60,
approx. 400 mm below ground

	FC	kg	part no.
hot-dip galvanized	A	9.6	470UNH
hot-dip galvanized and red coated with reflecting stripes	A•	9.6	470UNHB

4039

8 mm triangular lock key

key for opening the posts

kg	FC	part no.
0.1	A•	4039

Barrier post of steel tube 70 x 70 mm

Back
Content

This 500 mm high post is very suitable for parking situation without enough space.

Barrier posts

steel tube 70 x 70 mm,
500 mm above ground

4715FUB

foldable with triangular locking mechanism acc. to DIN 3223,
self-engaging lock

to be fixed by plugs
with base plate 100 x 150 mm
or for mounting to ground socket part-no. 470-60

	FC	kg	part no.
hot-dip galvanized	A	5.4	4715FU
hot-dip galvanized and white coated with two red reflecting stripes	A	5.4	4715FUB

4715UZB

foldable with Euro profile cylinder lock with three keys,
self-engaging lock

to be fixed by plugs
with base plate 100 x 150 mm
or for mounting to ground socket part-no. 470-60

	FC	kg	part no.
hot-dip galvanized	A	6.0	4715UZ
hot-dip galvanized and white coated with two red reflecting stripes	A•	6.0	4715UZB

470-60

Ground socket

for casting in concrete
(order together with the barrier post if you want to cast in concrete)

FC	kg	part no.
A•	2.3	470-60

Barrier post of steel tube 100 x 100 mm

A heavy, sturdy barrier post for special purposes.

Barrier posts,

steel tube 100 x 100 x 3 mm,
with welded steel cap,
950 mm above ground



40100B

40100PB

40100FB

stationary for casting in concrete with ground anchor,
total length: 1250 mm

	FC	kg	part no.
hot-dip galvanized	A	11.1	40100
hot-dip galvanized, white coated, with red reflecting stripes	A	11.1	40100B

stationary to be fixed by plugs
with base plate 200 x 200 mm

	FC	kg	part no.
hot-dip galvanized	A	10.8	40100P
hot-dip galvanized, white coated, with red reflecting stripes	A	10.8	40100PB

removable, with triangular locking mechanism acc. to DIN 3223,
with self-engaging lock, with ground socket part-no. 470-10,
approx. 500 mm below ground

with triangular locking mechanism acc. to DIN 3223

	FC	kg	part no.
hot-dip galvanized	A	16.7	40100F
hot-dip galvanized, white coated, with three red reflecting stripes	A	16.7	40100FB

with profile cylinder lock, three keys incl.

	FC	kg	part no.
hot-dip galvanized	A	16.7	40100Z
hot-dip galvanized, white coated, with three red reflecting stripes	A	16.7	40100ZB

color variants, reflection classes, and customization, **see pages 6 - 7**

Barrier posts
Car-park barriers
Ornamental bollards
Stainless steel
Barrier elements
Barrier gates
Outdoor equipment
Work site protection

Barrier chain posts with Euro profile lock cylinders for hooking up and locking chains (engages automatically, unlocks by key), suitable particularly for securing larger areas for parking or efficiently keeping traffic away from property gates, yards, loading and unloading areas, etc. These barrier chain posts are very easy to handle. The barrier post is unlocked by the key, and when the car has been parked the chain is hooked into the locking mechanism of the post. It locks automatically. The mechanism is maintenance-free. For versatile use, e.g., in multi-story car parks or as access barrier. It also prevents the parking of two-wheelers. Can be used as serial system.

Barrier chain post

square tube 70 x 70 mm,
900 mm above ground

locking mechanism, with Euro profile cylinder lock with three keys

for plugging down with base plate 100 x 150 mm
or for mounting to ground socket part-no. 470-60

	eyelet	FC	kg	part no.
hot-dip galvanized	without eyelet	A	6.1	4711P
hot-dip galvanized for serial systems (center post)	with 1 eyelet	A	6.1	4711P+1
hot-dip galvanized and white coated with three red reflecting stripes	without eyelet	A•	6.1	4711PB
hot-dip galvanized and white coated with three red reflecting stripes for serial systems (center post)	with 1 eyelet	A•	6.1	4711PB+1

A

End post without lock

	eyelet	FC	kg	part no.
hot-dip galvanized	with 1 eyelet	A•	5.6	470P-1
hot-dip galvanized and white coated with three red reflecting stripes	with 1 eyelet	A•	5.6	470PB-1

470PB-1

Ground socket

for casting in concrete
(order together with the barrier post if you want to cast in concrete)

FC	kg	part no.
A•	2.3	470-60

A

470-60

accessories see **pages 56 - 57**

460KB

Movable chain post as temporary barrier, of high stability. for outdoor or indoor installation. Post separates easily from the foot plate for moving to a new site. Simple installation and space-saving storage.

Chain post, heavy design

of Ø 60 mm steel tube with welded steel cap and eyelets for fixing the chain,
height approx. 900 mm, foot plate of recycled material, 400 x 400 x 100 mm, black, removable

	FC	kg	part no.
hot-dip galvanized and white coated with three red reflecting stripes	A•	15.0	460KB

A

4040KB

Plastic chain post

lightweight chain post of plastic material for fast installation of barriers, including triangular plastic foot, side length 300 mm, filled with concrete, plastic tube Ø 40 mm, height: 900 mm, with 4 chain holders integrated in the cap

	FC	kg	part no.
white / red	A•	3.0	4040KB

A

4041KB

Plastic chain post

with foot Ø 300 mm for filling by customer, plastic tube Ø 40 mm, height: 900 mm,
with 4 chain holders integrated in the cap

	FC	kg	part no.
white / red	A•	2.0	4041KB

for indoor and outdoor

Chain post set

version: 6 plastic posts Ø 40 mm, with 4 chain holders integrated in the cap,
10 m plastic chain, 10 connectors

with concrete-filled triangular plastic feet, side length 300 mm

A

	FC	kg	part no.
white / red	A•	20.0	4040KBSET

with a fillable round plastic base, Ø 300 mm

A

	FC	kg	part no.
white / red	A•	20.0	4040KBSET

also available in yellow / black,
see work site protection **page 199**

barrier chains
see pages 56 - 57

Discover our Black-Line

Our Black-Line combines elegance with functionality, offering a high-quality solution for stylish barriers. Whether in urban spaces, corporate premises, or historic cityscapes – these bollards not only enhance security but also blend seamlessly into any environment.

Choose aesthetic security with our exclusive Black-Line.

Use the original article and expand it accordingly with the appropriate article number of the film.

Barrier posts,
hot-dip galvanized, matte black coated with red and white reflective film strips

stationary

	FC	ø 60 mm part no. kg	ø 76 mm part no. kg	70 x 70 mm part no. kg
for casting in concrete with ground anchor, total length: approx. 1300 mm	A	460B-RAL9005FS-RW1A 4,9	476B-RAL9005FS-RW1A 7,0	470B-RAL9005FS-RW1A 7,2
to be fixed by plugs with base plate 100 x 150 mm	A	460PB-RAL9005FS-RW1A 4,0	476PB-RAL9005FS-RW1A 9,1	470PB-RAL9005FS-RW1A 5,6

removable
self-engaging lock, incl. base rosette,
with hot-dip galvanized ground sleeve, approx. 400 mm below ground

	FC	part no. kg	part no. kg	part no. kg
with triangular locking mechanism acc. to DIN 3223	A	460FB-RAL9005FS-RW1A 6,4	476FB-RAL9005FS-RW1A 12,0	470FB-RAL9005FS-RW1A 11,5
with profile cylinder lock, three keys incl.	A	460ZB-RAL9005FS-RW1A 8,1	476ZB-RAL9005-RW1A 12,0	470ZB-RAL9005FS-RW1A 13,2

foldable to be fixed by plugs
self-engaging lock, with base plate 100 x 150 mm

	FC	part no. kg	part no. kg	part no. kg
with triangular locking mechanism acc. to DIN 3223	A	460FUB-RAL9005FS-RW1A 5,6	476FUB-RAL9005FS-RW1A 6,8	470FUB-RAL9005FS-RW1A 7,5
with profile cylinder lock, three keys incl.	A	460UZB-RAL9005FS-RW1A 5,8	476UZB-RAL9005FS-RW1A 8,6	470UZB-RAL9005FS-RW1A 9,0

foldable to be fixed by plugs
self-engaging lock, incl. base rosette,
part-no. 470-60, approx. 400 mm below ground

	FC	part no. kg	part no. kg	part no. kg
with triangular locking mechanism acc. to DIN 3223	A	460FUHB-RAL9005FS-RW1A 7,9	476FUHB-RAL9005FS-RW1A 9,2	470FUHB-RAL9005FS-RW1A 10,0
with profile cylinder lock, three keys incl.	A	460UZHB-RAL9005FS-RW1A 8,1	476UZHB-RAL9005FS-RW1A 10,9	470UZHB-RAL9005FS-RW1A 11,3

Thanks to our **3-step configurator,** you can design your Black-Line posts exactly according to your preferences – from the base color to reflective stripes and the desired reflection class

- ✓ **Customized barriers – configure your individual post**
  Design your barriers exactly as you wish, choosing colors, reflective stripes, and the reflection class.
- ✓ **Unlimited customization options**
  Your project, your choice! Select from various glossy or matte coatings, reflective stripes, and the appropriate reflection class
- ✓ **Simple, flexible, precise**
  With our 3-step configurator, you can design your barrier exactly as you envision – quickly and effortlessly

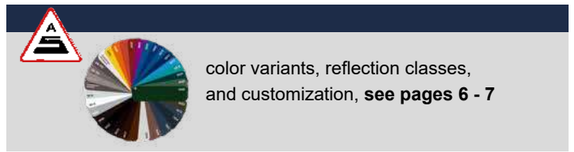

color variants, reflection classes, and customization, **see pages 6 - 7**



stationary

	FC	ø 89 mm part no. kg	ø 102 mm part no. kg
for casting in concrete with ground anchor, total length: approx. 1300 mm	A	489B-RAL9005FS-RW1A 8,8	491B-RAL9005FS-RW1A 9,5
to be fixed by plugs with base plate 100 x 150 mm	A	489PB-RAL9005FS-RW1A 6,7	491PB-RAL9005FS-RW1A 9,4

removable
self-engaging lock, incl. base rosette,
with hot-dip galvanized ground sleeve, approx. 400 mm below ground

	FC	part no. kg	part no. kg
with triangular locking mechanism acc. to DIN 3223	A	489FB-RAL9005FS-RW1A 12,5	491FB-RAL9005FS-RW1A 14,9
with profile cylinder lock, three keys incl.	A	489ZB-RAL9005FS-RW1A 11,8	491ZB-RAL9005FS-RW1A 12,8

stationary

	FC	ø 152 mm part no. kg
for casting in concrete with ground anchor, total length: approx.1500 mm	A	40151B-RAL9005FS-RW1A 16,9
to be fixed by plugs with base plate 220 x 220 mm	A	40153B-RAL9005FS-RW1A 13,9

	FC	part no. kg
with triangular locking mechanism acc. to DIN 3223	A	40151FB-RAL9005FS-RW1A 20,1
with profile cylinder lock, three keys incl.	A	40151ZB-RAL9005FS-RW1A 17,5

Barrier posts
Car-park barriers
Ornamental bollards
Stainless steel
Barrier elements
Barrier gates
Outdoor equipment
Work site protection

High visibility & optimal safety

Barrier post

hot-dip galvanized, white coated
with red reflective stripes RA2/B

stationary

	FC	ø 60 mm part no. kg	ø 76 mm part no. kg	70 x 70 mm part no. kg
for casting in concrete with ground anchor, total length: approx. 1300 mm	A	460B-R2B 4,9	476B-R2B 7,0	470B-R2B 7,2
to be fixed by plugs with base plate 100 x 150 mm	A	460PB-R2B 4,0	476PB-R2B 9,1	470PB-R2B 5,6

removable

self-engaging lock, incl. base rosette, with hot-dip galvanized ground sleeve, approx. 400 mm below ground

	FC	part no. kg	part no. kg	part no. kg
with triangular locking mechanism acc. to DIN 3223	A	460FB-R2B 6,4	476FB-R2B 12,0	470FB-R2B 11,5

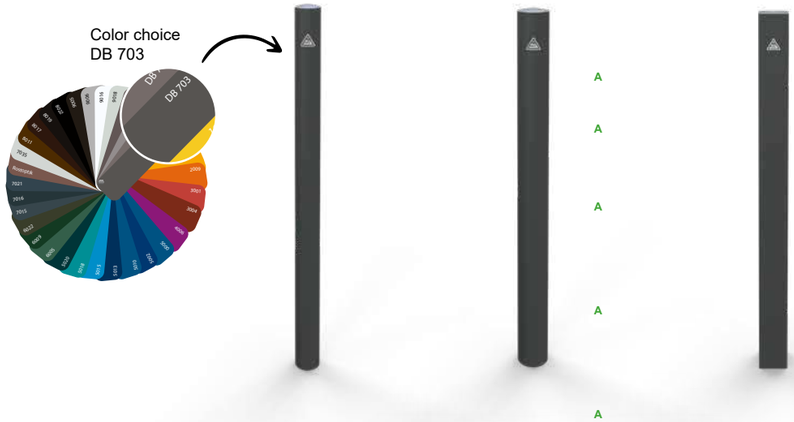

color variants,
reflection classes,
and customization,
see pages 6 - 7

Barrier post

hot-dip galvanized,
gray matte DB 703 coated

stationary

	FC	ø 60 mm part no. kg	ø 76 mm part no. kg	70 x 70 mm part no. kg
for casting in concrete with ground anchor, total length: approx. 1300 mm	A	460B-DB703 4,9	476B-DB703 7,0	470B-DB703 7,2
to be fixed by plugs with base plate 100 x 150 mm	A	460PB-DB703 4,0	476PB-DB703 9,1	470PB-DB703 5,6

removable

self-engaging lock, incl. base rosette,
with hot-dip galvanized ground sleeve, approx. 400 mm below ground

	FC	part no. kg	part no. kg	part no. kg
with triangular locking mechanism acc. to DIN 3223	A	460FB-DB703 6,4	476FB-DB703 12,0	470FB-DB703 11,5

Safety & flexibility in perfection



Barrier post

hot-dip galvanized, gray matte DB 703 coated with white reflective stripes

stationary

	FC	ø 60 mm part no. kg	ø 76 mm part no. kg	70 x 70 mm part no. kg
for casting in concrete with ground anchor, total length: approx. 1300 mm	A	460B-DB703-W1A 4,9	476B-DB703-W1A 7,0	470B-DB703-W1A 7,2
to be fixed by plugs with base plate 100 x 150 mm	A	460PB-DB703-W1A 4,0	476PB-DB703-W1A 9,1	470PB-DB703-W1A 5,6

removable

self-engaging lock, incl. base rosette, with hot-dip galvanized ground sleeve, approx. 400 mm below ground

	FC	part no. kg	part no. kg	part no. kg
with triangular locking mechanism acc. to DIN 3223	A	460FB-DB703-W1A 6,4	476FB-DB703-W1A 12,0	470FB-DB703-W1A 11,5

Your selected final product as an example

base article 460B	▶	Step 1 base color RAL 9016	▶	Step 2 film color red	▶	Step 3 reflection clas RA2B	▶	final product
part no.		**color code**		**film color**		**reflection code**		
460B		**-RAL9016**		**-R**		**2B**		**460B-RAL9016-R2B**

base article 470FB	▶	Step 1 base color DB 703	▶	Step 2 film color	▶	Step 3 reflection class	▶	final product
part no,		**color code**		**film color**		**reflection code**		
470FB		**-DB703**						**470PB-DB703**

base article 460PB	▶	Step 1 base color DB703	▶	Step 2 film color white	▶	Step 3 reflection class RA1/A	▶	final product
part no,		**color code**		**film color**		**reflection code**		
460PB		**-DB703**		**-W**		**1A**		**460PB-DB703-W1A**

Self-righting barrier post;
Resilient but extremely robust.
Protects persons and mitigates damage to vehicles.

height 1000 mm
Ø 80 mm, PUR,
4 reflecting stripes,
including 3 bolts and plugs

height 750 mm
Ø 80 mm, PUR,
3 reflecting stripes,
including 3 bolts and plugs

height 450 mm
Ø 80 mm, PUR,
2 reflecting stripes,
including 3 bolts and plugs

height 300 mm
Ø 80 mm, PUR,
1 reflecting stripe,
including 3 bolts and plugs

Flexipost red

with white reflecting stripes

height in mm	FC	kg	part no.
1000	A•	1.5	412211
750	A•	1.3	412212
450	A•	0.9	412214
300	A	0.7	412215

Flexipost white

with red reflecting stripes

height in mm	FC	kg	part no.
1000	A•	1.5	412221
750	A•	1.3	412222
450	A•	0.9	412224
300	A	0.7	412225

Flexipost black

with white reflecting stripes

height in mm	FC	kg	part no.
1000	A•	1.5	412221BS
750	A•	1.3	412222BS
450	A	0.9	412284BS
300	A	0.7	412282BS



Flexipost yellow

Ø 80 mm, PUR,
black stripes,
including 3 bolts and plugs

height in mm	FC	kg	part no.
1000	A	1.5	412441BG
750	A	1.3	412442BG
450	A	0.9	412444BG
300	A	0.7	412445BG

Flexipost black

Ø 80 mm, PUR
yellow reflecting stripes,
including 3 bolts and plugs

height in mm	FC	kg	part no.
1000	A	1.5	412221BG
750	A	1.3	412222BG
450	A	0.9	412284BG
300	A	0.7	412282BG

Adapter with eyelet

for putting on flexiposts
for chains

	FC	kg	part no.
white	A•	0.1	41222KW
black	A•	0.1	41222KS

Barrier posts
Car-park barriers
Ornamental bollards
Stainless steel
Barrier elements
Barrier gates
Outdoor equipment
Work site protection

Very robust, flexible bollards safe to nudge and run over, for businesses and municipalities. KICKBACK ©

Even if run over at high speed, hardly anything can be seen on the bollard or the vehicle. These bollards improve safe traffic. It saves businesses and municipalities money for costly repairs.

KICKBACK © bollard Ø 60 mm

plastic post 900 mm above ground

With ground plate for plugging down

	FC	kg	part no.
white with red reflecting stripes	A•	2.5	4260B
yellow with black stripes	A•	2.5	4260BG

With ground socket type for casting in concrete A

	FC	kg	part no.
white with red reflecting stripes	A•	4.5	4260HB
yellow with black stripes	A•	4.5	4260HBG

With ground plate for plugging down Quick Release

for quick removal of the **KICKBACK © bollards,** A
incl. locking bolt type 470-426 A

	FC	kg	part no.
white with red reflecting stripes	A•	2.5	4261B
yellow with black stripes	A•	2.5	4261BG

If you want to take the post out or drive over it or no barrier is needed, use the quick release plate. The post then can be removed easily and quickly.

Latching pin

for quick release base plate

FC	kg	part no.
A•	0.1	470-426

Separate ground socket of steel, hot-dip galvanized, length 400 mm

FC	kg	part no.
A•	2.0	4S470-60MH

Set of mounting bolts, galvanized

	part no.
set of mounting bolts type 1, 4 bolts M10 x 80 with plastic plugs for barrier posts with base plate 100 x 150 mm, crash guard angles, protective railings	470-71
set of mounting bolts type 1.2, 8 bolts M10 x 80 with plastic plugs for hoops with base plate 100 x 150 mm	470-712
set of mounting bolts type 2, 4 bolts with fixing anchor M16 x 150 for posts from Ø102 mm, barrier systems, height restriction barriers	470-72
set of mounting bolts type 3, 8 bolts with fixing anchor M16 x 150 for barrier systems, height restriction barriers	470-73
set of mounting bolts type 3, 4 bolts M12 x 100 mm with plastic plugs	470-74

Set of mounting bolts VA

	part no.
set of mounting bolts type 1VA, 3 bolts M10 x 100 VA with plastic plugs for stainless steel posts 4062P	470-76
set of mounting bolts type 1.2VA, 6 bolts M10 x 100 VA with plastic plugs for stainless steel hoops series 449	470-762
set of mounting bolts type 2VA, 3 bolts with fixing anchor M12x 110 VA for stainless steel posts from Ø76 mm	470-77
screw head driver bit T40 for set of mounting bolts type 1	470-75

Extra charge for locking systems

Extra price (respectifly the article number)

	part no.
profile cylinder **simultaneously locking** (without security card)	+ZGL
profile cylinder **with security card, different locking initial order** (initial order)	+ZSI
profile cylinder **with security card, simultaneously locking** (initial order)	+ZSIGL
profile cylinder **for master key system with security card different locking** (initial order)	+ZHS
profile cylinder **for master key system with security card simultaneously locking** (initial order)	+ZHSGL
additional key for profile cylinder (without security card)	470-55
additional key for profile cylinder (with security card)	470-55SI
additional key for profile cylinder for master key system (with security card)	470-55SIHS
master key	470-56HS

Barrier posts
Car-park barriers
Ornamental bollards
Stainless steel
Barrier elements
Barrier gates
Outdoor equipment
Work site protection

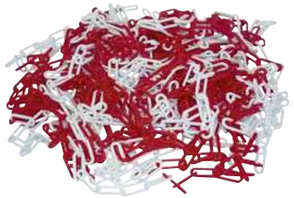

Barrier chain of steel, welded wire thickness 5 mm

	FC	kg	part no.
galvanized	A•	0.5	430-50
galvanized and red / white coated packing unit 10 m	A•	0.5	430-50B

430-50B

430-66B

Barrier chain of steel, welded, wire thickness 6 mm

	FC	kg	part no.
galvanized	A	0.6	430-66
galvanized and red / white coated packing unit 10 m	A•	0.6	430-66B
galvanized and coated yellow / black packing unit 10 m	A	0.6	430-67B

430-10B

Barrier chain of steel, unwelded, wire thickness 7 mm

	FC	kg	part no.
galvanized	A•	0.9	430-10
galvanized and red / white coated packing unit 10 m	A•	0.9	430-10B
galvanized and coated yellow / black packing unit 10 m	A•	0.9	430-20B
galvanized and coated acc. to RAL color packing unit 10 m	A	0.9	430-25B

A

430-60B

Square steel chain, unwelded, wire thickness 6 mm

	FC	kg	part no.
galvanized and coated, please specify RAL color	A	0.9	430-60B

Chain accessories

S-hook	FC	part no.
galvanized	A•	430-11
galvanized and red coated	A•	430-11BR
galvanized and white coated	A•	430-11BW
galvanized and yellow coated	A•	430-11BG
galvanized and black coated	A•	430-11BS
Connecting link		
galvanized	A•	430-09
galvanized and red coated	A•	430-09BR
galvanized and white coated	A•	430-09BW
galvanized and yellow coated	A•	430-09BG
galvanized and black coated	A•	430-09BS
Shackle		
galvanized	A•	430-12
galvanized and red coated	A•	430-12BR
galvanized and white coated	A•	430-12BW
galvanized and yellow coated	A•	430-12BG
galvanized and black coated	A•	430-12BS
Snap hook		
galvanized	A•	430-13
galvanized and red coated	A•	430-13BR
galvanized and white coated	A•	430-13BW
galvanized and yellow coated	A•	430-13BG
galvanized and black coated	A•	430-13BS

430-11

430-09

430-12

430-13



430-05

430-07R

430-08W

430-15

430-16R

430-17W

Plastic barrier chain
6 mm thick

	FC	kg	part no.
red / white, packing unit 25 m	A•	2.0	430-05
yellow / black, packing unit 25 m	A•	2.0	430-06

A
A

Plastic connecting link made
6 mm thick

	FC	part no.
red	A•	430-07R
white	A•	430-07W
yellow	A•	430-07G
black	A•	430-07S

Plastic hook link
6 mm thick

	FC	part no.
red	A•	430-08R
white	A•	430-08W
yellow	A•	430-08G
black	A•	430-08S

Plastic barrier chain
8 mm thick

	FC	kg	part no.
red / white, packing unit 25 m	A•	2.5	430-15
yellow / black, packing unit 25 m	A	2.5	430-30

Plastic connecting link made
8 mm thick

	FC	part no.
red	A•	430-16R
white	A•	430-16W
yellow	A•	430-16G
black	A•	430-16S

Plastic hook link
8 mm thick

	FC	part no.
red	A•	430-17R
white	A•	430-17W
yellow	A•	430-17G
black	A•	430-17S

Ground socket for Ø 60 mm tubes

of round tube, hot-dip galvanized, 400 mm long, with ground anchor

	FC	kg	part no.
for barrier posts with bottom part Ø 60 mm without locking mechanism	A•	2.1	460-10
for removable barrier posts with bottom part Ø 60 mm with our type of locking mechanism	A•	2.1	460-40
for series 460V barrier posts	A•	2.1	460-60

A

Cover for Ø 60 mm tubes

without locking mechanism,
suitable for ground sockets part-no. 460-10, 460-40 and 460-60 A

	FC	kg	part no.
hot-dip galvanized	A•	0.4	460-20

Cover for Ø 60 mm tubes

with spring-loaded locking mechanism, suitable for ground sockets part-no. 460-40,
for opening by multipurpose wrench part-no. 470-40 A

	FC	kg	part no.
hot-dip galvanized	A•	0.7	460-21

A

Ground socket for Ø 76 mm tubes

of round tube, hot-dip galvanized, 400 mm long, with ground anchor

	FC	kg	part no.
for barrier posts with bottom part Ø 76 mm without locking mechanism	A•	3.2	476-10
for removable barrier posts with bottom part Ø 76 mm with our type of locking mechanism	A•	3.2	476-40

A

A

Cover for Ø 76 mm tubes

without locking mechanism,
suitable for ground sockets part-no. 476-10 and 476-40

	FC	kg	part no.
hot-dip galvanized	A•	0.4	476-20

A

Cover for Ø 76 mm tubes

suitable for ground socket part-no. 476-40,
with spring-loaded locking mechanism for opening by multipurpose wrench part-no. 470-40

	FC	kg	part no.
hot-dip galvanized	A•	0.4	476-21

Ground socket

of square tube 80 x 80 mm, hot-dip galvanized, with ground anchor

	FC	kg	part no.
for barrier post with bottom part 70 x 70 mm without locking mechanism, length 400 mm	A•	2.9	470.15

A

Ground socket

of square tube 80 x 80 mm, hot-dip galvanized, with ground anchor

	FC	kg	part no.
for removable barrier post with bottom part 70 x 70 mm with our type of locking mechanism, length 500 mm	A•	3.7	470-10

Cover for square tube 70 x 70 mm

without locking mechanism, suitable for ground sockets, part-no. 470-10 and 470-15

	FC	kg	part no.
hot-dip galvanized	A•	0.7	470-20

Cover for square tube 70 x 70 mm

suitable for ground socket part-no. 470-10,
with spring-loaded locking mechanism for opening by multipurpose wrench part-no. 470-40 A

	FC	kg	part no.
hot-dip galvanized	A•	0.8	470-21

A

Ground socket

with mounting plate 100 x 150 mm, hole pitch 70 x 122 mm, 400 mm long,
with ground anchor, for fastening all foldable barrier posts of our type, including bolts

	FC	kg	part no.
hot-dip galvanized	A•	2.3	470-60

Barrier posts
Car-park barriers
Ornamental bollards
Stainless steel
Barrier elements
Barrier gates
Outdoor equipment
Work site protection

Barrier posts
Car-park barriers
Ornamental bollards
Stainless steel
Barrier elements
Barrier gates
Outdoor equipment
Work site protection

Ground socket
of hot-dip galvanized steel tube,
400 mm long, with two lateral bolt holes

	FC	kg	part no.
Ø 48 mm tubular post	A•	1.6	443-44
Ø 60 mm tubular post	A•	2.1	463-44
Ø 76 mm tubular post	A•	2.6	473-44

A

Ground socket
of hot-dip galvanized steel tube with arresting mechanism,
for Ø 60 mm tubular post

	FC	kg	part no.
300 mm long	A•	2.3	463-31
400 mm long	A•	2.7	463-41
500 mm long	A•	3.2	463-51

A

Ground socket
of hot-dip galvanized steel tube with arresting mechanism,
for Ø 76 mm tubular post

A

	FC	kg	part no.
300 mm long	A•	3.1	473-31
500 mm long	A•	4.6	473-51

Steel tube sign posts
see catalogue
„Construction equipment - Traffic safety“

Sample for use

The paving stone edging provides a secure and visually appealing enclosure for bollards, signposts, and more. It ensures a clean finish and is easy to install.

Paving stone edging
consisting of 4 individual stones
400 x 400 x 80 mm, with central hole

anthracite

diameter of center hole in mm	FC	kg	part no.
Ø 150 mm	A	27.0	4F150A
Ø 200 mm	A	26.0	4F200A

grey

center hole diameter in mm	FC	kg	part no.
Ø 150 mm	A	27.0	4F150AG
Ø 200 mm	A	26.0	4F200AG

Ground socket for Ø 48 mm tubular post
of grey-cast iron, with threaded and tightening ring

	FC	kg	part no.
300 mm long	A•	3.5	443-61

A

Steel wrench

	FC	kg	part no.
hot-dip galvanized for Ø 48 mm	A•	1.8	443-68

A

Ground socket for Ø 60 mm tubular post
of grey-cast iron, with threaded and tightening ring

	FC	kg	part no.
300 mm long	A•	5.0	463-61
500 mm long	A•	7.0	463-62

A
A

Ground socket for Ø 76 mm tubular post
of grey-cast iron, with threaded and tightening ring

	FC	kg	part no.
300 mm long	A•	7.0	473-61
500 mm long	A•	9.5	473-62

A
A

Multipurpose wrench
of grey-cast iron, suitable for grey-cast iron ground sockets Ø 60 mm and Ø 76 mm, including square for blind plug

FC	kg	part no.
A•	5.2	463-68

A

Accessories

	diameter in mm	FC	kg	part no.
threaded ring	ø 48	A•	0.1	443-65
	ø 60	A•	0.1	463-65
	ø 76	A•	0.1	473-65
tightening ring	ø 48	A•	0.8	443-66
	ø 60	A•	0.8	463-66
	ø 76	A	0.8	473-66
blank plug	ø 48	A•	0.8	443-67
	ø 60	A•	0.8	463-67
	ø 76	A•	0.8	473-67

Barrier posts
Car-park barriers
Ornamental bollards
Stainless steel
Barrier elements
Barrier gates
Outdoor equipment
Work site protection

Grey-cast multipurpose wrench

acc. to DIN 3223, for all barrier posts with triangular locking mechanism and for opening the covers

	FC	kg	part no.
galvanized	A•	0.4	470-40

Triangular standard wrench

acc. to DIN 3223, hand wrench for opening all barrier posts with triangular lock

	FC	kg	part no.
galvanized	A•	0.2	470-50

Triangular socket wrench acc. to DIN 3223

	FC	kg	part no.
galvanized	A•	0.2	470-30

Square socket wrench, 6 mm type 4027

	FC	kg	part no.
for litter bin	A	0.2	4037

Triangular socket wrench, 8 mm

for litter bin

	FC	kg	part no.
galvanized	A•	0.2	4038

Triangular wrench, 8 mm

handy wrench for opening the litter bins

FC	kg	part no.
A	0.1	4039

eyelets, galvanized	part no.
one eyelet screw-fastened	part no. +1
two eyelets screw-fastened	part no. +2
one eyelet for screw fastening by M8 threaded pin (specify tube diameter)	470-01
two eyelets for screw fastening by M8 threaded pin (specify tube diameter)	470-02

Ground rosette for post

	FC	kg	part no.
Ø 76 mm, for screw-fastening, galvanized and coated	A	1.3	476RB
Ø 82 mm, for screw-fastening, galvanized and coated	A	1.3	485RB

	FC	kg	part no.
Ø 76 mm, for screw-fastening, galvanized and coated	A	1.3	478RB
Ø 89 mm, for screw-fastening, galvanized and coated	A	1.3	4084RB



Type	Class of reflection RA1/A	RA2/B	RA2/C	non reflective
Film 100 mm x 200 mm for tube Ø 60 mm				
red	430-19RRA1	430-19RRA2B	430-19RRA2C	
white	430-19WRA1	430-19WRA2B	430-19WRA2C	
yellow	430-19GRA1	430-19GRA2B	430-19GRA2C	430-19G
black	430-19SRA1			430-19S
Film 110 mm x 285 mm for tube Ø 89 mm / square tube 70 x 70 mm				
red	430-18RRA1	430-18RRA2B	430-18RRA2C	
white	430-18WRA1	430-18WRA2B	430-18WRA2C	
yellow	430-18GRA1	430-18GRA2B	430-18GRA2C	430-18G
black	430-18SRA1			430-18S
Film 110 mm x 330 mm for tube Ø 102 mm				
red	430-182RRA1	430-182RRA2B	430-182RRA2C	
white	430-182WRA1	430-182WRA2B	430-182WRA2C	
yellow	430-182GRA1	430-182GRA2B	430-182GRA2C	430-182G
black	430-182SRA1			430-182S
Film 110 mm x 350 mm for tube Ø 108 mm				
red	430-183RRA1	430-183RRA2B	430-183RRA2C	
white	430-183WRA1	430-183WRA2B	430-183WRA2C	
yellow	430-183GRA1	430-183GRA2B	430-183GRA2C	430-183G
black	430-183SRA1			430-183S
Film 110 mm x 500 mm for tube Ø 152 mm / square tube 100 x 100 mm				
red	430-184RRA1	430-184RRA2B	430-184RRA2C	
white	430-184WRA1	430-184WRA2B	430-184WRA2C	
yellow	430-184GRA1	430-184GRA2B	430-184GRA2C	430-184G
black	430-184SRA1			430-184S
Film 110 mm x 620 mm for tube Ø 193 mm				
red	430-186RRA1	430-186RRA2B	430-186RRA2C	
white	430-186WRA1	430-186WRA2B	430-186WRA2C	
yellow	430-186GRA1	430-186GRA2B	430-186GRA2C	430-186G
black	430-186SRA1			430-186S
Film 110 mm x 890 mm for tube Ø 275 mm				
red	430-187RRA1	430-187RRA2B	430-187RRA2C	
white	430-187WRA1	430-187WRA2B	430-187WRA2C	
yellow	430-187GRA1	430-187GRA2B	430-187GRA2C	430-187G
black	430-187SRA1			430-187S

If not otherwise mentioned, we use following film for our posts:

color: red	RA1/A
white	RA1/A
yellow	non reflective
black	non reflective

Steel island post –
robust, visible, secure.

Maximum pedestrian protection on traffic islands. The sturdy steel post features a thick-walled tube and reflective film (RA2/B) for optimal visibility.

Easy to install –
anchor, insert signpost and secure
ideal for traffic signs (e.g., VZ 222-20).

Island post

made of steel, Ø 168 mm,
with round base plate for anchoring,
designed to hold signposts Ø 60 mm,
hot-dip galvanized

total length: 646 mm **total length:** 846 mm

	FC	kg	part no.	kg	part no.
coated white with 2 red stripes type RA2/B	B	23,5	44170B	30,5	44171B
blue coated RAL5005 with 2 white stripes type RA2/B	B	23,5	44170BB	30,5	44171BB
black coated with 2 yellow stripes type RA2/B	B	23,5	44170BG	30,5	44171BG

Cover for steel island posts

for fixed to the island post using the screws provided, hot-dip galvanized

	FC	kg	part no.
white coated	A	0,4	44170DB
blue coated	A	0,4	44170DBB
black coated	A	0,4	44170DBG

Sturdy ground anchor

for casting in concrete, for island posts type 44170/44171,
incl. 4 x mounting screws M10x2

	FC	kg	part no.
hot-dip galvanized	A	2,4	44170-60

Efficient parking control –
we have the solution!

Car-park barriers

Our parking barriers ensure safety and order in parking areas

Car-park barriers • Holding device for parking signage • Park and guide barrier • Recycling bollards

Barrier posts
Car-park barriers
Ornamental bollards
Stainless steel
Barrier elements
Barrier gates
Outdoor equipment
Work site protection

Passage and car-park barriers

square tube 70 x 70 mm,
with lateral round tube hoops,
total width: approx. 800 mm,
above ground: 900 mm

471ZB

removable with triangular locking mechanism acc. to DIN 3223,
to ground socket part no. 470-10,
approx. 500 mm below ground

	FC	kg	part no.
hot-dip galvanized, with red reflecting stripes	B	14.5	471F
hot-dip galvanized and white coated with red reflecting stripes	B•	14.5	471FB

removable with Euro profile cylinder lock, three keys,
with ground socket part no. 470-10,
approx. 500 mm below ground

	FC	kg	part no.
hot-dip galvanized, with red reflecting stripes	B	16.3	471Z
hot-dip galvanized and white coated with red reflecting stripes	B•	16.3	471ZB

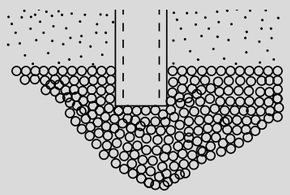

Assembly instructions

Always pay attention to adequate drainage for removable posts (provide gravel fill).
Do not install in standing water.

470-10

separate ground socket

	FC	kg	part no.
for casting in concrete	A•	3.7	470-10

It is recommended to install a second ground socket (away from blocked terrain).
The post locks itself without key operation, and can not be stolen.

Passage and car-park barriers, above ground 900 mm

Passage and car-park barriers

square tube 70 x 70 mm,
with lateral round tube hoops,
total width: approx. 800 mm,
above ground: 900 mm

471UZ

foldable with triangular locking mechanism acc. to DIN 3223,
self-engaging lock

to be fixed by plugs
with base plate or for mounting to ground socket part no. 470-60

	FC	kg	part no.
hot-dip galvanized, with red reflecting stripes	B	10.6	471FU
hot-dip galvanized and white coated with red reflecting stripes	B•	10.6	471FUB

foldable with Euro profile cylinder lock, three keys,
self-engaging lock

to be fixed by plugs
with base plate or for mounting to ground socket part no. 470-60

	FC	kg	part no.
hot-dip galvanized, with red reflecting stripes	B•	12.1	471UZ
hot-dip galvanized and white coated with red reflecting stripes	B•	12.1	471UZB

470-60

Ground socket
(order together if you want to cast the barrier in concrete)

	FC	kg	part no.
for casting in concrete	A•	2.3	470-60

Car-park barriers prevent parking between lots and provide protection from theft and illegal parking

Car-park barrier

square tube 70 x 70 mm,
with lateral round tube hoops,
total width: approx. 800 mm,
above ground: 500 mm



4709FUB

foldable with triangular locking mechanism acc. to DIN 3223,
self-engaging lock

to be fixed by plugs
with base plate 100 x 150 mm or for mounting to ground socket part no. 470-60

	FC	kg	part no.
hot-dip galvanized with red reflecting stripes	A	8.6	4709FU
hot-dip galvanized and white coated with reflecting stripes	A•	8.6	4709FUB

4709UZB

foldable with Euro profile cylinder lock, three keys, self-engaging lock

to be fixed by plugs
with base plate 100 x 150 mm or for mounting to ground socket part no. 470-60

	FC	kg	part no.
hot-dip galvanized with red reflecting stripes	A•	9.1	4709UZ
hot-dip galvanized and white coated with reflecting stripes	A•	9.1	4709UZB

470-60

Ground socket
(order together if you want to cast the barrier in concrete)

	FC	kg	part no.
for casting in concrete	A•	2.3	470-60

40215UZB

Crash-proof barrier post

flexible to impact and thrust, square tube 70 x 70 mm, above ground: 500 mm,
pass-over height: approx. 95 mm

foldable, with Euro profile cylinder lock three keys, self-engaging lock

to be fixed by plugs
with base plate Ø 200 mm or for mounting to ground socket part no. 470-60

	FC	kg	part no.
hot-dip galvanized and red coated with white reflecting stripes	A	8.0	40215UZB

40220UZB

for more info
scan the QR code

Crash-proof car-park barrier

flexible to impact and thrust, square tube 70 x 70 mm, above ground: 500 mm,
pass-over height: approx. 95 mm, with lateral round tube hoops, total width: approx. 800 mm

foldable with Euro profile cylinder lock
three keys, self-engaging lock

to be fixed by plugs
with base plate Ø 200 mm or for mounting to ground socket part no. 470-60

	FC	kg	part no.
hot-dip galvanized and red coated with white reflecting stripes	A•	10.8	40220UZB

470-60

Ground socket
(order together if you want to cast the barrier in concrete)

	FC	kg	part no.
for casting in concrete	A•	2.3	470-60

Barrier posts
Car-park barriers
Ornamental bollards
Stainless steel
Barrier elements
Barrier gates
Outdoor equipment
Work site protection

for more info
scan the QR code

Car-park barrier foldable

square tube 70 x 70 mm,
with lateral round tube hoops,
total width: approx. 800 mm,
above ground: 500 mm,
self-engaging lock

40770

round
cylinder

foldable with round cylinder
three keys

to be fixed by plugs
with base plate 100 x 150 mm

	FC	kg	part no.
hot-dip galvanized with red reflecting stripes	A•	7.5	40770
hot-dip galvanized and white coated with red reflecting stripes	A•	7.5	40770B

40771B

for casting in concrete
with welded ground anchor,
approx. 300 mm below ground

	FC	kg	part no.
hot-dip galvanized with red reflecting stripes	A•	7.5	40770
hot-dip galvanized and white coated with red reflecting stripes	A•	7.5	40770B

Car-park barriers, above ground 500 mm

Car-park barrier foldable

square tube 70 x 70 mm,
with lateral round tube hoops,
total width: approx. 800 mm,
above ground: 500 mm,
self-engaging lock

40772B

with 8 mm
triangular lock

foldable
with 8 mm triangular lock

to be fixed by plugs
with base plate 100 x 150 mm

	FC	kg	part no.
hot-dip galvanized with red reflecting stripes	A•	7.5	40772
hot-dip galvanized and white coated with red reflecting stripes	A•	7.5	40772B



40773B

for casting in concrete
with welded ground anchor,
approx. 300 mm below ground

	FC	kg	part no.
hot-dip galvanized with red reflecting stripes	A	8,8	40773
hot-dip galvanized and white coated with red reflecting stripes	A	8.8	40773B

4039

Handy triangular wrench 8 mm
for barrier post, car-park barriers

	FC	kg	part no.
galvanized	A•	0.1	4039

Barrier posts
Car-park barriers
Ornamental bollards
Stainless steel
Barrier elements
Barrier gates
Outdoor equipment
Work site protection

Car-park barrier, foldable

round tube Ø 60 mm,
with lateral round tube hoops
and a one-piece base plate,
total width: approx. 800 mm,
total height: approx. 500 mm

for more info
scan the QR code

40660

foldable with Euro profile cylinder lock
three keys, self-engaging lock

	FC	kg	part no.
hot-dip galvanized with red reflecting stripes including fastening material	A•	8.3	40660

Car-park barriers prevent parking between lots and provide protection from theft and illegal parking.

Car-park barrier

made of thick-walled round steel tube Ø 33.7 x 2.5 mm,
height: approx. 450 mm, width: approx. 850 mm,
extremely flat when folded down, approx. 45 mm high

472V

foldable with padlock, three keys,
including fastening material

	FC	kg	part no.
hot-dip galvanized with red reflecting stripes	A•	5.5	472V

472Z

foldable with Euro profile cylinder lock, three keys, self-engaging lock,
locking and unlocking outside the dirt zone, including fastening material.

	FC	kg	part no.
hot-dip galvanized with red reflecting stripes	A•	5.6	472Z

472A

1 set (3 pieces) anchors for casting in concrete

FC	kg	part no.
A•	0.1	472A

472ZP

foldable with Euro profile cylinder lock, three keys and continuous base plate,
self-engaging lock, locking and unlocking outside the dirt zone, including fastening material

	FC	kg	part no.
hot-dip galvanized with red reflecting stripes	A•	7.8	472ZP

Barrier posts
Car-park barriers
Ornamental bollards
Stainless steel
Barrier elements
Barrier gates
Outdoor equipment
Work site protection

Holding device for parking signage 2 support posts

steel tube 40 mm x 40 mm x 2.0 mm, galvanized, with screwed parking signage (inclusive)

height above: ground 350 mm,
total width: approx. 520 mm

	FC	kg	part no.
for casting in concrete, total height: 500 mm	A•	3.1	4045
to be fixed by plugs, total height: 350 mm	A•	4.0	4045P

Round hoops for parking sign

stainless steel Ø 48.3 mm x 2.5 mm, with welded license plate holder

height above ground: 800 mm,
total width: approx. 650 mm

	FC	kg	part no.
for casting in concrete	B•	10.9	449-66SE
to be fixed by plugs	B•	9.9	449-66PSE



Park and guide barrier made of recycled material

with reflectors, 1170 mm x 150 mm x 50 mm,
with 3 bolts and plugs

	FC	kg	part no.
white	A•	2.3	412202SW
yellow	A•	2.3	412202SO

4043

Drive-in rod

of 40 mm T-section, with drive-in tip,
total length: 1200 mm

	FC	kg	part no.
hot-dip galvanized	A•	3.4	4043

4044

Drive-in rod

of 40 mm T-section, with drive-in tip, total length: 1200 mm
for sign posting car parks, with sign board 110 x 520 mm

	FC	kg	part no.
hot-dip galvanized	A•	4.0	4044

Bollards made of recycled plastic material for digging in or casting in concrete.



Our bollards made of recycled plastic offer a durable and sustainable solution for various applications. They are ideal for embedding in the ground or setting in concrete and stand out for their stability and weather resistance.

By using recycled plastic, you actively contribute to environmental protection while benefiting from a high-quality product that combines functionality and sustainability.

Recycling-material post
square post 140 x 140 mm, total length: 1400 mm

	FC	kg	part no.
bollards without milled groove and reflectors, color: black	A•	17.0	4014140
bollards with 2 milled grooves 15 mm wide and 2 reflecting bands, red on top, white at bottom	A•	17.0	4014141

Recycling-material post
hemispherical head Ø 150 mm (hollow section), total length: 1500 mm

	FC	kg	part no.
bollard without milled grooves and reflecting bands, color: brown	A•	14.0	4014150
bollards with 2 milled grooves 15 mm wide and 2 reflecting bands, red on top, white at bottom	A•	14.0	4014151

Aesthetics and functionality combined.

Ornamental bollards

Ornamental bollards designed for urban environments provide elegant security while seamlessly blending into the cityscape.

Ornamental bollards made of steel tube Ø 60 - 193 mm • Aluminium bollards • Ornamental bollards of square tube

Barrier posts
Car-park barriers
Ornamental bollards
Stainless steel
Barrier elements
Barrier gates
Outdoor equipment
Work site protection

Ornamental bollards - overview

Ø 60 mm
series 465
page 80

Ø 76 mm
series 474
page 82

Ø 60 mm
series 466
page 80

Ø 76 mm
series 478
page 83

Ø 76 mm
series 475
page 82

Ø 102 mm
series 492
page 88

Ø 82 mm
series 484
page 86

Ø 82 mm
series 485
page 86

Ø 89 mm
series 488
page 87

Ø 60 / 110 mm
series 490
page 95

Ø 72 / 160 mm
series 495
page 94 / 95

Ø 76 / 100 mm
series 479
page 83

Ø 76 / 102 mm
series 40102
page 92

Ø 96 / 168 mm
series 40168
page 92

Ø 60 mm
series 468
page 81

Ø 76 mm
series 4077
page 84

Ø 89 mm
series 487
page 87

Ø 102 mm
series 494
page 88

Ø 60 mm / Ø 82 mm
Ø 102 mm
series 464 / 482 / 4092
page 81 / 86 / 89

Ø 152 mm / Ø 193 mm
series 40155 / 40195
page 90

Ø 100 mm
series 40101
page 91

Ø 120 mm
series 40120 / 40121
page 91

Ø 82 mm
series 480
page 85

Ø 82 mm
series 481
page 85

Ø 76 mm
series 477
page 84

Ø 102 mm
series 496
page 89

Ø 76 mm
series 4074
page 84

Ø 89 mm
series 4084
page 87

Ø 102 mm
series 4091
page 88

Ø 152 mm / Ø 193 mm
series 40156 / 40196
page 90

Ø 108 mm
series 497
page 93

Ø 140 mm
series 40140
page 99

70 x 70 mm
series 473
page 98

70 x 70 mm
series 473B
page 98

70 x 70 mm
series 4073
page 96

70 x 70 mm
series 40731
page 96

70 x 70 mm
series 4071
page 97

80 x 80 mm
series 4081
page 97

100 x 100 mm
series 4075
page 97

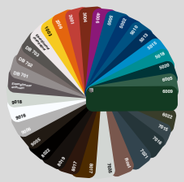

Color Selection for Barrier Program
color variants, reflection classes,
and customization, **see pages 6 - 7**

for more info
scan the QR code

465B 466B

Ornamental bollard

of steel tube Ø 60 mm,
approx. 950 mm above ground, hot-dip galvanized and coated

color:
series 465: RAL 7016
series 466: RAL 7016

stationary

	FC	kg	part no.	part no.
for casting in concrete with ground anchor, total length: approx. 1300 mm	A	5.0	465B	466B
to be fixed by plugs with base plate 100 x 150 mm	A	4.0	465PB	466PB

removable
self-engaging lock, incl. ground rosette, with hot-dip galvanized ground socket part-no. 460-40,
approx. 400 mm below ground

	FC	kg	part no.	part no.
with triangular locking mechanism, acc. to DIN 3223	A	7.0	465FB	466FB
with Euro profile cylinder lock, three keys incl.	A	8.0	465ZB	

foldable to be fixed by plugs
self-engaging lock,
with base plate 100 x 150 mm

	FC	kg	part no.	part no.
with triangular locking mechanism, acc. to DIN 3223	A	6.0	465FUB	466FUB
with Euro profile cylinder lock, three keys incl.	A	7.0	465UZB	

foldable for casting in concrete
self-engaging lock, with hot-dip galvanized ground socket part-no. 470-60,
approx. 400 mm below ground

	FC	kg	part no.	part no.
with triangular locking mechanism, acc. to DIN 3223	A	8.0	465FUHB	466FUHB
with Euro profile cylinder lock, three keys incl.	A	9.0	465UZHB	

Ornamental bollard of steel tube Ø 60 mm

464B 468B

Ornamental bollard

of steel tube Ø 60 mm,
approx. 950 mm above ground, hot-dip galvanized and coated

color:
series 464: DB 703
series 468: RAL 7016

stationary

	FC	kg	part no.	part no.
for casting in concrete with ground anchor, total length: approx. 1300 mm	A	5.0	464B	468B
to be fixed by plugs with base plate 100 x 150 mm	A	4.0	464PB	468PB

removable
self-engaging lock, incl. ground rosette, with hot-dip galvanized ground socket part-no. 460-40,
approx. 400 mm below ground

	FC	kg	part no.	part no.
with triangular locking mechanism, acc. to DIN 3223	A	7.0	464FB	468FB
with Euro profile cylinder lock, three keys incl.	A	8.0	464ZB	

foldable to be fixed by plugs
self-engaging lock,
with base plate 100 x 150 mm

	FC	kg	part no.	part no.
with triangular locking mechanism, acc. to DIN 3223	A	6.0	464FUB	468FUB
with Euro profile cylinder lock, three keys incl.	A	7.0	464UZB	

foldable for casting in concrete
self-engaging lock, with hot-dip galvanized ground socket part-no. 470-60,
approx. 400 mm below ground

	FC	kg	part no.	part no.
with triangular locking mechanism, acc. to DIN 3223	A	8.0	464FUHB	468FUHB
with Euro profile cylinder lock, three keys incl.	A	9.0	464UZHB	

color variants, reflection classes, and customization, **see pages 6 - 7**

Ornamental bollard of steel tube Ø 76 mm

474B

475B

Ornamental bollard

of steel tube Ø 76 mm,
approx. 950 mm above ground, hot-dip galvanized and coated

color:
series 474: RAL 7016
series 475: RAL 7016

stationary

	FC	kg	part no.	part no.
for casting in concrete with ground anchor, total length: approx. 1300 mm	A	6.5	474B	475B
to be fixed by plugs with base plate 100 x 150 mm	A	5.5	474PB	475PB

removable
self-engaging lock, incl. ground rosette, with hot-dip galvanized ground socket part-no. 476-40,
approx. 400 mm below ground

	FC	kg	part no.	part no.
with triangular locking mechanism, acc. to DIN 3223	A	11.5	474FB	475FB
with Euro profile cylinder lock, three keys incl.	A	11.5	474ZB	475ZB

foldable to be fixed by plugs
self-engaging lock,
with base plate 100 x 150 mm

	FC	kg	part no.	part no.
with triangular locking mechanism, acc. to DIN 3223	A	7.0	474FUB	475FUB
with Euro profile cylinder lock, three keys incl.	A	9.0	474UZB	475UZB

foldable for casting in concrete
self-engaging lock, with hot-dip galvanized ground socket part-no. 470-60,
approx. 400 mm below ground

	FC	kg	part no.	part no.
with triangular locking mechanism, acc. to DIN 3223	A	9.5	474FUHB	475FUHB
with Euro profile cylinder lock, three keys incl.	A	11.5	474UZHB	475UZHB

Ornamental bollard of steel tube Ø 76 mm

478B

479B

Ornamental bollard

of steel tube Ø 76 mm,
approx. 950 mm above ground, hot-dip galvanized and coated

color:
series 478: RAL 7016
series 479: RAL 7016

stationary

	FC	kg	part no.	part no.
for casting in concrete with ground anchor, total length: approx. 1300 mm	A	7.5	478B	479B
to be fixed by plugs with base plate 100 x 150 mm	A	6.5	478PB	479PB

removable
self-engaging lock, incl. ground rosette, with hot-dip galvanized ground socket part-no. 476-40,
approx. 400 mm below ground

	FC	kg	part no.	part no.
with triangular locking mechanism, acc. to DIN 3223	A	12.0	478FB	479FB

foldable to be fixed by plugs
self-engaging lock,
with base plate 100 x 150 mm

	FC	kg	part no.	part no.
with triangular locking mechanism, acc. to DIN 3223	A	8.0	478FUB	479FUB

foldable for casting in concrete,
self-engaging lock, with hot-dip galvanized ground socket part-no. 470-60,
approx. 400 mm below ground

	FC	kg	part no.	part no.
with triangular locking mechanism, acc. to DIN 3223	A	10.5	478FUHB	479FUHB

availabe as border railing, see page 144

barrier posts also available with eyelets - add the following to the part-no.: +1 for one or +2 for 2 eyelets, accessories **see page 62**

color variants, reflection classes, and customization, **see pages 6 - 7**

4077B 477B 4074B

Ornamental bollard

of steel tube Ø 76 mm,
approx. 900 mm above ground, hot-dip galvanized and coated

color:
series 4077: DB 703
series 477: RAL 7016
series 4074: DB 703

stationary

	FC	kg	part no.	part no.	part no.
for casting in concrete with ground anchor, total length: approx. 1300 mm	A	6.5	4077B	477B	4074B
to be fixed by plugs with base plate 100 x 150 mm	A	5.5	4077PB	477PB	4074PB

removable
self-engaging lock, incl. ground rosette, with hot-dip galvanized ground socket part-no. 476-40,
approx. 400 mm below ground

	FC	kg	part no.	part no.	part no.
with triangular locking mechanism, acc. to DIN 3223	A	11.5	4077FB	477FB	4074FB
with Euro profile cylinder lock, three keys incl.	A	11.5		477ZB	

foldable to be fixed by plugs
self-engaging lock,
with base plate 100 x 150 mm

	FC	kg	part no.	part no.
with triangular locking mechanism, acc. to DIN 3223	A	7.0	4077FUB	477FUB
with Euro profile cylinder lock, three keys incl.	A	9.0		477UZB

foldable for casting in concrete
self-engaging lock, with hot-dip galvanized ground socket part-no. 470-60,
approx. 400 mm below ground

	FC	kg	part no.	part no.
with triangular locking mechanism, acc. to DIN 3223	A	9.5	4077FUHB	477FUHB
with Euro profile cylinder lock, three keys incl.	A	11.5		477UZHB

480B 481B

Ornamental bollard

of steel tube Ø 82 mm,
approx. 900 mm above ground, hot-dip galvanized and coated

color:
series 480: RAL 7016
series 481: RAL 7016

stationary

	FC	kg	part no.	part no.
for casting in concrete with ground anchor, total length: approx. 1300 mm	A	9.5	480B	481B
to be fixed by plugs with base plate 100 x 150 mm	A	8.5	480PB	481PB

removable
self-engaging lock, incl. ground rosette, with hot-dip galvanized ground socket part-no. 470-10,
approx. 400 mm below ground

	FC	kg	part no.	part no.
with triangular locking mechanism, acc. to DIN 3223	A	7.0	480FB	481FB
with Euro profile cylinder lock, three keys incl.	A	8.0	480ZB	

foldable to be fixed by plugs
self-engaging lock,
with base plate 100 x 150 mm

	FC	kg	part no.	part no.
with triangular locking mechanism, acc. to DIN 3223	A	6.0	480FUB	481FUB
with Euro profile cylinder lock, three keys incl.	A	7.0	480UZB	

foldable for casting in concrete
self-engaging lock, with hot-dip galvanized ground socket part-no. 470-60,
approx. 400 mm below ground

	FC	kg	part no.	part no.
with triangular locking mechanism, acc. to DIN 3223	A	8.0	480FUHB	481FUHB
with Euro profile cylinder lock, three keys incl.	A	9.0	480UZHB	

barrier posts also available with eyelets - add the following to the part-no.: +1 for one or +2 for 2 eyelets, accessories **see page 62**

color variants, reflection classes, and customization, **see pages 6 - 7**

Ornamental bollard of steel tube Ø 82 mm

482B 484B 485B

Ornamental bollard

of round steel tube Ø 82 mm,
approx. 900 mm above ground, hot-dip galvanized and coated

color:
series 482: DB 703
series 484: RAL 9005 matt
series 485: RAL 9005 matt

stationary

	FC	kg	part no.	part no.	part no.
for casting in concrete with ground anchor, total length: approx. 1300 mm	A	9.5	482B	484B	485B
to be fixed by plugs with base plate 100 x 150 mm	A	8.5	482PB	484PB	485PB

removable
self-engaging lock, incl. ground rosette, with hot-dip galvanized ground socket part-no. 476-40,
approx. 400 mm below ground

	FC	kg	part no.	part no.	part no.
with triangular locking mechanism, acc. to DIN 3223	A	13.0	482FB	484FB	485FB
with Euro profile cylinder lock, three keys incl.	A	13.0	482ZB	484ZB	485ZB

foldable to be fixed by plugs
self-engaging lock,
with base plate 100 x 150 mm

	FC	kg	part no.	part no.	part no.
with triangular locking mechanism, acc. to DIN 3223	A	9.0	482FUB	484FUB	485FUB
with Euro profile cylinder lock, three keys incl.	A	10.0	482UZB	484UZB	485UZB

foldable for casting in concrete
self-engaging lock, with hot-dip galvanized ground socket part-no. 470-60,
approx. 400 mm below ground

	FC	kg	part no.	part no.	part no.
with triangular locking mechanism, acc. to DIN 3223	A	11.0	482FUHB	484FUHB	485FUHB
with Euro profile cylinder lock, three keys incl.	A	12.5	482UZHB	484UZHB	485UZHB

Ornamental bollard of steel tube Ø 89 mm

487B 488B 4084B

Ornamental bollard

of steel tube Ø 89 mm,
approx. 950 mm above ground, hot-dip galvanized and coated

color:
series 487: RAL 7016
series 488: RAL 7016
series 4084: DB 703

stationary

	FC	kg	part no.	part no.	part no.
for casting in concrete with ground anchor, total length: approx. 1300 mm	A	8.3	487B	488B	4084B
to be fixed by plugs with base plate 100 x 150 mm	A	8.3	487PB	488PB	4084PB

removable
with triangular locking mechanism acc. to DIN 3223, self-engaging lock,
with hot-dip galvanized ground socket part-no. 470-10

	FC	kg	part no.	part no.	part no.
with triangular locking mechanism, acc. to DIN 3223	A	12.0	487FB	488FB	4084FB

Ornamental bollard – classic elegance and safety

Barrier posts
Car-park barriers
Ornamental bollards
Stainless steel
Barrier elements
Barrier gates
Outdoor equipment
Work site protection

494B 492B 4091B

Ornamental bollard

of steel tube Ø 102 mm,
approx. 950 mm above ground, hot-dip galvanized and coated

color:
series 494: RAL 7016
series 492: RAL 7016
series 4091: DB 703

stationary

	FC	kg	part no.	part no.	part no.
for casting in concrete with ground anchor, total length: approx. 1300 mm	A	9.5	494B	492B	4091B
to be fixed by plugs with base plate 100 x 150 mm	A	9.5	494PB	492PB	4091PB

removable
with triangular locking mechanism acc. to DIN 3223, self-engaging lock,
with hot-dip galvanized ground socket part-no. 470-10

	FC	kg	part no.	part no.	part no.
with triangular locking mechanism, acc. to DIN 3223	A	13.8	494FB	492FB	4091FB

Style bollards – a perfect blend of design and stability

Ornamental bollard of steel tube Ø 102 mm

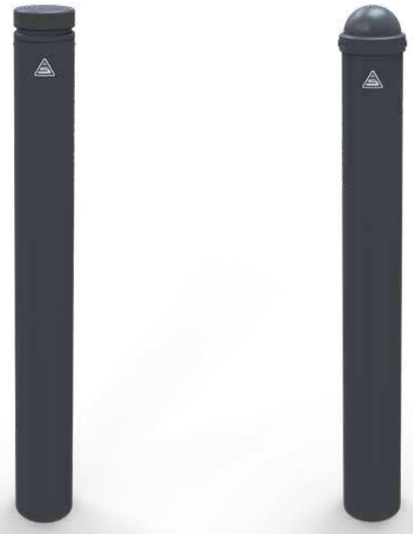

4092B 496B

Ornamental bollard

of steel tube Ø 102 mm,
approx. 950 mm above ground, hot-dip galvanized and coated

color:
series 4092: DB 703
series 496: RAL 7016

stationary

	FC	kg	part no.	part no.
for casting in concrete with ground anchor, total length: approx. 1300 mm	A	9.5	4092B	496B
to be fixed by plugs with base plate 100 x 150 mm	A	9.5	4092PB	496PB

removable
self-engaging lock, incl. ground rosette, with hot-dip galvanized ground socket part-no. 470-10,
approx. 500 mm below ground

	FC	kg	part no.	part no.
with triangular locking mechanism, acc. to DIN 3223	A	13.8	4092FB	496FB
with Euro profile cylinder lock, three keys incl.	A	12.8	4092ZB	496ZB

Flexibility and customization

Our ornamental bollards offer versatile customization options to meet a wide range of requirements.
Additional features provide even more flexibility, whether through special mounting options or enhanced security solutions.

The bollards can also be individually customized in color to blend harmoniously into any environment.
Explore the various configuration options and choose the ideal solution for your project.

barrier posts also available with eyelets - add the following to the part-no.: +1 for one or +2 for 2 eyelets, accessories **see page 62**

posts can be delivered simultaneously locking or in a locking system, **see page 55**

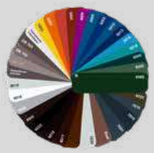

color variants, reflection classes, and customization, **see pages 6 - 7**

Ornamental bollard

of steel tube, conical Ø 102 / 76 mm,
with decorative cap,
approx. 900 mm above ground,
total length: 1300 mm,
hot-dip galvanized and coated
(RAL 7016)

40102B

The beauty of this bollards is simple classic shape, which is attractive both in historical city centers and in modern environments.

stationary

	FC	kg	part no.
for casting in concrete with ground anchor	A	8.0	40102B
to be fixed by plugs with base plate Ø 180 mm	A	7.5	40102PB

removable
self-engaging lock, with hot-dip galvanized ground socket part-no. 470-10,
approx. 500 mm below ground

	FC	kg	part no.
with triangular locking mechanism acc. to DIN 3223	A	13.0	40102FB

40168B

Ornamental bollard

of steel tube, conical Ø 168 / 96 mm,
with decorative cap, approx. 750 mm above ground, total length: 1300 mm,
hot-dip galvanized and coated (RAL 8019)

stationary

	FC	kg	part no.
for casting in concrete with ground anchor	A	8.0	40168B
to be fixed by plugs with base plate Ø 180 mm	A	7.5	40168PB

removable
self-engaging lock, with hot-dip galvanized ground socket part-no. 470-10,
approx. 500 mm below ground

	FC	kg	part no.
with triangular locking mechanism acc. to DIN 3223	A	13.0	40168FB

barrier posts also available with eyelets - add the following to the part-no.: +1 for one or +2 for 2 eyelets, accessories **see page 62**

color variants, reflection classes, and customization, **see pages 6 - 7**

497B

Ornamental bollard

steel tube Ø 108 mm, with decorative rings,
hot-dip galvanized and coated (RAL 7016)

	FC	**height above ground:** 750 mm **total length:** 1100 mm part no. kg	**height above ground:** 950 mm **total length:** 1300 mm part no. kg
for casting in concrete with ground anchor	A	4971B 11.0	497B 12.0
to be fixed by plugs with base plate Ø 180 mm	A	4971PB 9.0	497PB 10.0

removable
self-engaging lock, with hot-dip galvanized ground socket part-no. 470-10,
approx. 500 mm below ground

	FC	part no. kg	part no. kg
with triangular locking mechanism acc. to DIN 3223	A	4971FB 16.0	497FB 17.0

40140B-2

Ornamental bollard

of steel tube Ø 140 mm, with aluminum ball and chain eyelets,
approx. 950 mm above ground, **total length:** 1150 mm,
hot-dip galvanized and coated (DB 703)

stationary

	FC	kg	part no.
for casting in concrete with ground anchor	A	15.0	40140B-2
to be fixed by plugs with base plate Ø 255 mm	A	12.5	40140PB-2

removable
self-engaging lock, with hot-dip galvanized ground socket part-no. 40140-10,
approx. 350 mm below ground

	FC	kg	part no.
with triangular locking mechanism acc. to DIN 3223	A	23.0	40140FB-2

Ornamental bollard

of steel tube Ø 152 mm,
approx. 950 mm above ground,
hot-dip galvanized and coated
(DB 703)

40155B 40156B

stationary

	FC	kg	part no.	part no.
for casting in concrete with ground anchor	A	14.5	40155B	40156B
to be fixed by plugs with base plate	A	14.5	40155PB	40156PB

removable
self-engaging lock, incl. ground rosette, with hot-dip galvanized ground socket part-no. 470-10,
approx. 500 mm below ground

	FC	kg	part no.	part no.
with triangular locking mechanism, acc. to DIN 3223	A	21.5	40155FB	40156FB
with Euro profile cylinder lock, three keys incl.	A	21.0	40155ZB	

Ornamental bollard

of steel tube Ø 193 mm,
approx. 950 mm above ground,
hot-dip galvanized and coated (DB 703)

40195B 40196B

stationary

	FC	kg	part no.	part no.
for casting in concrete with ground anchor	A	24.0	40195B	40196B
to be fixed by plugs with base plate	A	24.0	40195PB	40196PB

removable
self-engaging lock, incl. ground rosette, with hot-dip galvanized ground socket part-no. 470-10,
approx. 500 mm below ground

	FC	kg	part no.	part no.
with triangular locking mechanism, acc. to DIN 3223	A	30.5	40195FB	40196FB
with Euro profile cylinder lock, three keys incl.	A	29.0	40195ZB	

Bollard of thick-walled aluminium

Ø 100 mm, 8 mm wall thickness,
with decorative groove, approx.
950 mm above ground, bottom
part made of hot-dip galvanized
steel tube, coated (RAL 7016)

40101B

stationary

	FC	kg	part no.
for casting in concrete with ground anchor	A	9.0	40101B
to be fixed by plugs with base plate Ø 180 mm	A	8.0	40101PB

removable
self-engaging lock, with hot-dip galvanized ground socket part-no. 470-10,
approx. 500 mm below ground

	FC	kg	part no.
with triangular locking mechanism, acc. to DIN 3223	A	13.0	40101FB

Bollard of thick-walled aluminium

Ø 120 mm, 8 mm wall thickness,
with decorative groove, anthracite
grey RAL 7016 coated, bottom part
made of hot-dip galvanized steel tube

40120B

stationary

	FC	**height above ground:** 750 mm, **overall height:** 1100 mm part no. kg	**height above ground:** 950 mm, **overall height:** 1300 mm part no. kg
for casting in concrete with ground anchor	A	40120B 9.0	40121B 10.5
to be fixed by plugs with base plate Ø 180 mm	A	40120PB 8.0	40121PB 9.5

removable
self-engaging lock, with hot-dip galvanized ground socket part-no. 470-10,
approx. 500 mm below ground

	FC	part no. kg	part no. kg
with triangular locking mechanism, acc. to DIN 3223	A	40120FB 14.5	40121FB 16.0

color variants, reflection classes, and customization, **see pages 6 - 7**

Barrier posts
Car-park barriers
Ornamental bollards
Stainless steel
Barrier elements
Barrier gates
Outdoor equipment
Work site protection

Aluminium ornamental bollard

coated anthracite grey (metallic-grey), approx. 900 mm above ground, cast aluminium with steel rod core

495FB

stationary, for casting in concrete
with ground anchor, total length: approx. 1300 mm

chain eyelets	FC	kg	part no.
without eyelet	A	9.5	495B
with 1 eyelet	A	9.5	495B+1
with 2 eyelets	A	9.5	495B+2

removable, with triangular locking mechanism acc. to DIN 3223, self-engaging lock, with hot-dip galvanized ground socket part-no. 470-10, approx. 500 mm below ground

chain eyelets	FC	kg	part no.
without eyelet	A	12.0	495FB
with 1 eyelet	A	12.0	495FB+1
with 2 eyelets	A	12.0	495FB+2

Aluminium miniature bollards

coated anthracite grey (metallic grey), approx. 460 mm above ground, cast aluminium with steel rod core

495MB

stationary, for casting in concrete
with ground anchor, total length: approx. 800 mm

chain eyelets	FC	kg	part no.
without eyelet	A	3.5	495MB
with 2 eyelets	A	3.5	495MB+2

color variants, reflection classes, and customization, **see pages 6 - 7**

Aluminium ornamental post

cast aluminium with steel rod core, approx. 900 mm above ground, coated matt black

490FB

stationary, for casting in concrete
with ground anchor, total length: approx. 1300 mm

Chain eyelets	FC	kg	part no.
without eyelet	A	6.5	490B
with 1 eyelet	A	6.5	490B+1
with 2 eyelets	A	6.5	490B+2

removable, with triangular locking mechanism acc. to DIN 3223, self-engaging lock, with hot-dip galvanized ground socket part-no. 460-40, approx. 400 mm below ground

Chain eyelets	FC	kg	part no.
without eyelet	A	9.5	490FB
with 1 eyelet	A	9.5	490FB+1
with 2 eyelets	A	9.5	490FB+2

Ornamental protective railing

assembled from prefabricated parts on site. The hinge joints make these railings very flexible to set up. The hinge joints can be set up vertically or horizontally up to 90°.

Powder-coated in common RAL colors, see page color finishes.

495-11B

495-12B

Aluminium ornamental bollard

coated anthracite grey (metallic grey), approx. 900 mm above ground, cast aluminium with steel rod core

	FC	kg	part no.
end post for top bar	A	10.0	495-01B
middle post for top bar	A	10.0	495-02B
corner post for top bar 90°	A	10.0	495-03B
end post for top and knee bar	A	12.5	495-11B
middle post for top and knee bar	A	12.5	495-12B
corner post for top and knee bar 90°	A	12.5	495-13B

Cross bar

steel tube Ø 33.7 mm, length: 2000 mm, hot-dip galvanized and coated anthracite grey (metallic grey) cross bar, including aluminium connection sockets for straight horizontal position

FC	kg	part no.
A	3.0	495-20B

495-24B

Joint element

aluminium joint element for use up to 90°, for different slopes and angle positions

FC	kg	part no.
A	0.5	495-24B

Barrier posts
Car-park barriers
Ornamental bollards
Stainless steel
Barrier elements
Barrier gates
Outdoor equipment
Work site protection

Ornamental bollard of steel tube 70 x 70 mm with flat steel

4073B 40731B

Ornamental bollard of square

steel tube 70 x 70 mm with flat bar steel top,
approx. 950 mm, above ground, hot-dip galvanized
and DB 703 coated

stationary

	FC	kg	part no.	part no.
for casting in concrete with ground anchor, total length: approx. 1300 mm	A	8.5	4073B	40731B
to be fixed by plugs with base plate 100 x 150 mm	A	7.0	4073PB	40731PB

removable
with triangular locking mechanism acc. to DIN 3223, self-engaging lock,
with hot-dip galvanized ground socket part-no. 470-10, approx. 500 mm below ground

	FC	kg	part no.	part no.
with triangular locking mechanism, acc. to DIN 3223	A	13.0	4073FB	40731FB

Ornamental bollard with flat head, square steel tube 70 x 70 - 100 x 100 mm



4071B 4081B 4075B

Ornamental bollard of square steel tube

with flat bar steel top, approx. 900 mm
above ground, hot-dip galvanized and
DB 703 coated

stationary

	FC	70 x 70 mm part no. kg	80 x 80 mm part no. kg	100 x 100 mm part no. kg
for casting in concrete with ground anchor, total length: approx. 1300 mm	A	4071B 7.0	4081B 9.0	4075B 11.0
to be fixed by plugs with base plate	A	4071PB 7.0	4081PB 8.5	4075PB 10.0

removable
self-engaging lock,with hot-dip galvanized ground socket part-no. 470-10,
approx. 500 mm below ground

	FC	70 x 70 mm part no. kg	80 x 80 mm part no. kg	100 x 100 mm part no. kg
with triangular locking mechanism, acc. to DIN 3223	A	4071FB 11.5	4081FB 14.5	4075FB 16.5

Ornamental bollard

of steel tube 70 x 70 mm
with ornamental cap, approx. 950 mm above ground, hot-dip galvanized and coated RAL 7016

473B

4730B

stationary

	FC	kg	with decorative ring part no.	without decorative ring part no.
for casting in concrete with ground anchor, total length: approx. 1300 mm	A	8.5	473B	4730B
to be fixed by plugs with base plate 100 x 150 mm	A	8.5	473PB	4730PB

removable
self-engaging lock, incl. ground rosette, with hot-dip galvanized ground socket part-no. 470.10, approx. 500 mm below ground

	FC	kg	part no.	part no.
with triangular locking mechanism, acc. to DIN 3223	A	13.0	473FB	4730FB
with Euro profile cylinder lock, three keys incl.	A	14.5	473ZB	4730ZB

foldable to be fixed by plugs
self-engaging lock,
with base plate 100 x 150 mm

	FC	kg	part no.	part no.
with triangular locking mechanism, acc. to DIN 3223	A	9.0	473FUB	4730FUB
with Euro profile cylinder lock, three keys incl.	A	10.5	473UZB	4730UZB

foldable for casting in concrete
self-engaging lock, with hot-dip galvanized ground socket part-no. 470-60, approx. 400 mm below ground

	FC	kg	part no.	part no.
with triangular locking mechanism, acc. to DIN 3223	A	11.5	473FUHB	4730FUHB
with Euro profile cylinder lock, three keys incl.	A	13.5	473UZHB	4730UZHB

color variants, reflection classes, and customization, **see pages 6 - 7**
barrier posts also available with eyelets, **see page 62**

High-quality stainless steel products for maximum durability!

Stainless steel

Our stainless steel products provide long-lasting protection and an attractive design – ideal for demanding outdoor applications.

Stainless steel barrier posts • Stainless steel bollards • Stainless steel hoops • Corten steel bollards • Lean-on hoops made of corten steel

Barrier posts
Car-park barriers
Ornamental bollards
Stainless steel
Barrier elements
Barrier gates
Outdoor equipment
Work site protection

Barrier post of stainless steel

Back
Content

Stainless steel post

70 x 70 mm, glass-bead blasted,
above ground: approx. 900 mm,
with flat head

4070FU

stationary

	FC	kg	part no.
for casting in concrete with ground anchor total length: 1200 mm	A	5.4	4070
to be fixed by plugs with base plate 100 x 150 mm	A	4.9	4070P

removable
self-engaging lock, incl. ground rosette, with hot-dip galvanized ground socket part no. 470-10,
approx. 500 mm below ground

	FC	kg	part no.
with triangular locking mechanism acc. to DIN 3223	A	10.3	4070F
with Euro profile cylinder lock, three keys incl.	A	13.1	4070Z

foldable to be fixed by plugs
self-engaging lock,
with base plate 100 x 150 mm

	FC	kg	part no.
with triangular locking mechanism acc. to DIN 3223	A	6.7	4070FU
with Euro profile cylinder lock, three keys incl.	A	7.8	4070UZ

foldable for casting in concrete
self-engaging lock, with hot-dip galvanized ground socket part no. 470-60,
approx. 400 mm below ground

	FC	kg	part no.
with triangular locking mechanism acc. to DIN 3223	A	9.2	4070FUH
with Euro profile cylinder lock, three keys incl.	A	10.0	4070UZH

posts can be delivered simultaneously locking or in a locking system, **see page 55**

Barrier post of stainless steel

Stainless steel post

Ø 60 mm, grinded,
above ground: approx. 900 mm,
convex head

4062

stationary

	FC	kg	part no.
for casting in concrete total length: 1200 mm	A•	3.7	4062
to be fixed by plugs with base plate Ø 120 x 5 mm	A•	3.3	4062P

suitable mounting material for this product:
set of mounting bolts type 1VA
part no.
470-76
further accessories **page 55**

removable
self-engaging lock, with hot-dip galvanized ground socket part no. 460-40,
approx. 400 mm below ground

	FC	kg	part no.
with triangular locking mechanism acc. to DIN 3223	A•	7.0	4062F

removable
self-engaging lock, with hot-dip galvanized ground socket part no. 460-40,
approx. 400 mm below ground

	FC	kg	part no.
with Euro profile cylinder lock, three keys incl.	A•	7.4	4062Z

Accessories

chain eyelets: please add +1 / +2 to the part no.

	FC	kg	part no.
extra charge per eyelet			
barrier chain of stainless steel Ø 5 mm	A•	0.5	430-55
connecting links	A•	0.1	430-56
chain bolting mechanism	A•	0.1	430-57

Stainless steel care spray

content: 400 ml, cleaning and care spray
for long-lasting protective film

FC	kg	part no.
A	0.5	430-58

Barrier posts
Car-park barriers
Ornamental bollards
Stainless steel
Barrier elements
Barrier gates
Outdoor equipment
Work site protection

Barrier posts
Car-park barriers
Ornamental bollards
Stainless steel
Barrier elements
Barrier gates
Outdoor equipment
Work site protection

4072

4272

Stainless steel post

Ø 76 mm, grinded, convex head,
above ground approx. 900 mm

stationary

	kg	FC	without decorative groove part no.	with decorative groove part no.
for casting in concrete with ground anchor, total length: 1200 mm	5.0	A•	4072	4272
to be fixed by plugs with base plate 100 x 150 mm	5.0	A•	4072P	4272P

removable self-engaging lock, incl. ground rosette,
with hot-dip galvanized ground socket part no. 476-40,
approx. 400 mm below ground

	kg	FC	part no.	part no.
with triangular locking mechanism, acc. to DIN 3223	9.0	A•	4072F	4272F
with Euro profile cylinder lock, three keys incl.	1.5	A•	4072Z	4272Z

foldable to be fixed by plugs
self-engaging lock, with base plate 100 x 150 mm

	kg	FC	part no.	part no.
with triangular locking mechanism, acc. to DIN 3223	6.5	A•	4072FU	4272FU
with Euro profile cylinder lock, three keys incl.	7.0	A•	4072UZ	4272UZ

foldable for casting in concrete
self-engaging lock, with hot-dip galvanized ground socket part no. 470-60,
approx. 400 mm below ground

	kg	FC	part no.	part no.
with triangular locking mechanism, acc. to DIN 3223	8.0	A•	4072FUH	4272FUH
with Euro profile cylinder lock, three keys incl.	9.0	A•	4072UZH	4272UZH

posts can be delivered simultaneously locking or in a locking system, **see page 55**

4089

40103P

Stainless steel post

grinded, convex head,
above ground: approx. 900 mm

stationary

	FC	kg	ø 89 mm part no.	kg	ø 102 mm part no.
or casting in concrete total length: 1200 mm	A•	5.4	4089	6.2	40103
to be fixed by plugs with base plate Ø 150 x 6 mm	A•	5.1	4089P	5.7	40103P

removable
self-engaging lock, with hot-dip galvanized ground socket part no. 470-10

	FC	kg	part no.	kg	part no.
with triangular locking mechanism, acc. to DIN 3223	A•	10.3	4089F	12.0	40103F
with Euro profile cylinder lock, three keys incl.	A•	12.0	4089Z	12.0	40103Z

suitable mounting material for this product:
set of mounting bolts type 2VA
part no.
470-77
further accessories **page 55**

Stainless steel post maintain high value and their attraction is timeless.

Stainless steel post
Ø 154 mm, grinded, with flat head

stationary

	total length in mm	FC	kg	part no.	kg	part no.
				Ø 154 mm	Ø 204 mm	
for casting in concrete with ground anchor	900	A	7.0	40154	10.0	40204
	1200	A	9.5	40155	13.0	40205
for plugging down with base plate	600	A	7.5	40154P	10.0	40204P
	900	A	10.0	40155P	13.0	40205P

removable self-engaging lock,
with hot-dip galvanized ground socket part no. 470-10, above ground approx. 900 mm

	FC	kg	part no.	kg	part no.
with triangular locking mechanism acc. to DIN 3223	A	14.0	40154F	15.5	40204F
with Euro profile cylinder lock, three keys incl.	A	14.0	40154Z	15.5	40204Z

suitable mounting material for this product:
set of mounting bolts type 2VA
part no.
470-77
further accessories **page 55**

Fully retractable stainless steel post
Ø 154 mm, grinded,
with flat head,
with gas spring,
with triangular lock,
height above ground
approx. 750 mm,
with hot-dip galvanized,
ground sleeve Ø 168.3 mm

for more info
scan the QR code

FC	kg	part no.
A	44.0	40154VER

- **stainless steel**
- **semi-automatic moves up by gas pressure**
- **to be unlocked by triangular lock**
- **easy handling**



Barrier posts
Car-park barriers
Ornamental bollards
Stainless steel
Barrier elements
Barrier gates
Outdoor equipment
Work site protection

Stainless steel hoop

Ø 48 mm, grinded surface,
for casting in concrete

without cross bar

total width in mm	total height in mm	FC	kg	part no.
800	1200	B•	9.0	449-09
1000	1200	B•	9.5	449-12
1200	1200	B•	10.0	449-13

with cross bar

total width in mm	total height in mm	FC	kg	part no.
800	1200	B	11.0	449-21
1000	1200	B	12.5	449-22
1200	1200	B	13.5	449-23

universal hoop

total width in mm	total height in mm	FC	kg	part no.
300	1200	A•	9.0	449-30

round hoop

total width in mm	total height in mm	FC	kg	part no.
460	1200	A•	7.5	449-46
650	1200	B•	8.0	449-65

round hoop with cross bar

total width in mm	total height in mm	FC	kg	part no.
650	1200	B	10.0	449-66

Stainless steel hoop Ø 48 mm

Stainless steel hoop

Ø 48 mm, grinded surface,
for plugging down,
with base plate Ø 120 x 5 mm

without cross bar

total width in mm	total height in mm	FC	kg	part no.
800	800	B	7.5	449-09P
1000	800	B	8.0	449-12P
1200	800	B	9.0	449-13P

with cross bar

total width in mm	total height in mm	FC	kg	part no.
800	800	B	10.0	449-21P
1000	800	B	11.0	449-22P
1200	800	B	12.0	449-23P

universal hoop

total width in mm	total height in mm	FC	kg	part no.
300	800	A	6.0	449-30P

round hoop

total width in mm	total height in mm	FC	kg	part no.
460	800	A	6.0	449-46P
650	800	B	7.0	449-65P

round hoop with cross bar

total width in mm	total height in mm	FC	kg	part no.
650	800	B	8.0	449-66P

suitable mounting material for this
product: set of mounting bolts type 1.2VA
part no.
470-762
further accessories **pages 55 - 62**

Barrier posts
Car-park barriers
Ornamental bollards
Stainless steel
Barrier elements
Barrier gates
Outdoor equipment
Work site protection

Stainless steel bicycle lean-on hoop

Ø 48 mm, very attractive and functional design, grinded surface

total width: approx. 1400 mm,
height above ground: approx. 850 mm

	FC	kg	part no.
for casting in concrete	B	9.0	449-50

with base plate Ø 120 mm,
pitch circle Ø 94 mm,
3 holes Ø 14 mm

	FC	kg	part no.
for plugging down	B	8.0	449-50P

Stainless steel bicycle lean-on hoop

Ø 48 mm, miter-welded,
for casting in concrete
grinded surface

total width in mm	total height in mm	FC	kg	part no.
500	1200	B	8.5	449-85
700	1200	B	9.0	449-86
1000	1200	B	9.5	449-87
1200	1200	B	10.5	449-88

Ornamental bollard made of corten steel tube

80 x 80 mm, with flat head, approx. 900 mm above ground, surface raw, optical pre-rusted

stationary

	FC	kg	part no.
for casting in concrete with ground anchor, total length: approx. 1200 mm	A	9.0	4481
to be fixed by plugs with base plate 100 x 170 mm	A	8.5	4481P

removable

self-engaging lock, with hot-dip galvanized ground socket part no. 470-10, approx. 500 mm

	FC	kg	part no.
with triangular locking mechanism acc. to DIN 3223	A	14.5	4481F

Lean-on hoop made of corten steel
for casting in concrete,
total height: approx. 1100 mm,
for casting in concrete, surface raw,
optical pre-rusted



U-profile 80 x 40 mm

	FC	kg	part no.
total width 750 mm	B	20.0	4450-075

U-profile 80 x 40 mm
with upper part made of stainless steel Ø 48 mm

	FC	kg	part no.
total width 750 mm	B	21.5	4450-175

Lean on hoops are manufactured to order. Orders cannot be cancelled, these products cannot be returned.

Flexible barrier elements
for every application!

Barrier elements

Versatile barrier systems for securing roads and pedestrian areas.

Tubular hoops • Access barriers • Height restriction barriers
• Mobile manual barrier • Protective railing • City fence / railing

Barrier posts
Car-park barriers
Ornamental bollards
Stainless steel
Barrier elements
Barrier gates
Outdoor equipment
Work site protection

Hoops of steel tube Ø 48 mm

- hoops for protection
- to secure sidewalks, separate roadways, block green areas from cars or protection trees and plants
- suitable for production areas and stocks
- as lean-on hoop for bicycles

Steel tube

Ø 48 x 2.5 mm



without cross bar for casting in concrete				hot-dip galvanized	galvanized and white coated with red reflecting stripes
total width in mm	total height in mm	FC	kg	part no.	part no.
1000	1000	B•	8.0	448-06	448-06B
1500	1000	B•	9.5	448-07	448-07B
2000	1000	B•	10.5	448-08	448-08B
700	1200	B•	8.0	448-11	448-11B
1000	1200	B•	9.0	448-12	448-12B
1200	1200	B•	9.4	448-13	448-13B
500	1400	B•	9.0	448-09	448-09B
1000	1400	B•	10.0	448-10	448-10B
1500	1400	B•	11.0	448-15	448-15B
2000	1400	B•	13.0	448-20	448-20B
2500	1400	C•	14.5	448-25	448-25B

with cross bar for casting in concrete				hot-dip galvanized	galvanized and white coated with red reflecting stripes
total width in mm	total height in mm	FC	kg	part no.	part no.
700	1200	B•	10.5	448-21	448-21B
1000	1200	B•	11.5	448-22	448-22B
1200	1200	B•	12.5	448-23	448-23B
500	1400	B•	10.0	448-31	448-31B
1000	1400	B•	12.5	448-32	448-32B
1500	1400	B•	15.5	448-33	448-33B
2000	1400	B•	18.5	448-34	448-34B
2500	1400	C•	21.0	448-35	448-35B

without cross bar for plugging down				hot-dip galvanized	galvanized and white coated with red reflecting stripes
total width in mm	total height in mm	FC	kg	part no.	part no.
1000	1000	B•	9.0	448-52	448-52B
1500	1000	B•	10.5	448-53	448-53B
2000	1000	B•	12.0	448-54	448-54B

with cross bar for plugging down				hot-dip galvanized	galvanized and white coated with red reflecting stripes
total width in mm	total height in mm	FC	kg	part no.	part no.
1000	1000	B•	12.0	448-62	448-62B
1500	1000	B•	14.5	448-63	448-63B
2000	1000	B•	17.5	448-64	448-64B

color variants, reflection classes, and customization, **see pages 6 - 7**
Other dimensions available on request. Powder-coats are made to order.
Orders cannot be cancelled or deliveries returned.

Barrier posts
Car-park barriers
Ornamental bollards
Stainless steel
Barrier elements
Barrier gates
Outdoor equipment
Work site protection

Steel tube

Ø 60 x 2.5 mm

without cross bar for casting in concrete — **hot-dip galvanized** — **galvanized and white coated with red reflecting stripes**

total width in mm	total height in mm	FC	kg	part no.	part no.
1000	1000	B•	9.5	465-06	465-06B
1500	1000	B•	11.5	465-07	465-07B
2000	1000	B•	13.0	465-08	465-08B
700	1200	B•	10.0	465-11	465-11B
1000	1200	B•	11.0	465-12	465-12B
1200	1200	B•	12.0	465-13	465-13B
500	1400	B•	11.0	465-09	465-09B
1000	1400	B•	12.5	465-10	465-10B
1500	1400	B•	14.5	465-15	465-15B
2000	1400	B•	16.0	465-20	465-20B
2500	1400	C•	18.0	465-25	465-25B

without cross bar for plugging down — **hot-dip galvanized** — **galvanized and white coated with red reflecting stripes**

total width in mm	total height in mm	FC	kg	part no.	part no.
1000	1000	B•	11.0	465-52	465-52B
1500	1000	B•	13.0	465-53	465-53B
2000	1000	B•	14.5	465-54	465-54B

Steel tube

Ø 60 x 2.5 mm

with cross bar for casting in concrete — **hot-dip galvanized** — **galvanized and white coated with red reflecting stripes**

total width in mm	total height in mm	FC	kg	part no.	part no.
700	1200	B•	12.0	465-21	465-21B
1000	1200	B•	14.5	465-22	465-22B
1200	1200	B•	15.5	465-23	465-23B
500	1400	B•	12.0	465-31	465-31B
1000	1400	B•	15.5	465-32	465-32B
1500	1400	B•	19.5	465-33	465-33B
2000	1400	B•	23.0	465-34	465-34B
2500	1400	C•	26.5	465-35	465-35B

with cross bar for plugging down — **hot-dip galvanized** — **galvanized and white coated with red reflecting stripes**

total width in mm	total height in mm	FC	kg	part no.	part no.
1000	1000	B•	14.0	465-62	465-62B
1500	1000	B•	17.5	465-63	465-63B
2000	1000	B•	21.0	465-64	465-64B

Other dimensions, quantities available on request. Powder-coats are made to order. Orders cannot be cancelled or deliveries returned.

Barrier posts
Car-park barriers
Ornamental bollards
Stainless steel
Barrier elements
Barrier gates
Outdoor equipment
Work site protection

Round hoops
of steel tube, Ø 48 X 2.5 mm

for casting in concrete
total height: approx. 1200 mm

without cross bar
total width: approx. 460 mm

	FC	kg	part no.
hot-dip galvanized	A•	7.0	448-046
hot-dip galvanized and coated color: green (RAL 6005)	A	7.0	448-046B

without cross bar
total width: approx. 650 mm

	FC	kg	part no.
hot-dip galvanized	B•	7.5	448-065
hot-dip galvanized and coated color: green (RAL 6005)	B	7.5	448-065B

with cross bar
total width: approx. 650 mm

	FC	kg	part no.
hot-dip galvanized	B•	9.0	448-066
hot-dip galvanized and coated color: green (RAL 6005)	B	9.0	448-066B

Lean-on hoops for plugging down
with base plate 100 x 150 mm add letter **P** to the **part-no.**
(the total height changes to 900 mm)

Tree guard hoops
Our tree guard hoops give an effective contribution to environmental predection.
They help preserve valuable stocks of trees from impact by parking cars.
They are also ideal for protecting lamps, etc.

Tree guard hoops
for casting in concrete

Steel tube Ø 48 x 2.5 mm
total width: approx. 750 mm,
total height: approx. 1400 mm

	FC	kg	part no.
hot-dip galvanized	B•	8.5	443-00
hot-dip galvanized and coated color: green (RAL 6005)	B	8.5	443-00B

Steel tube Ø 60 x 2.5 mm
total width: approx. 800 mm,
total height: approx. 1450 mm

	FC	kg	part no.
hot-dip galvanized	B•	11.0	463-00
hot-dip galvanized and coated color: green (RAL 6005)	B	11.0	463-00B

Universal hoop
for casting in concrete

Steel tube Ø 48 x 2.5 mm
total width: approx. 750 mm,
total height: approx. 1400 mm

	FC	kg	part no.
hot-dip galvanized	A•	8.0	448-70
hot-dip galvanized and coated color: green (RAL 6005)	A	8.0	448-70B

Steel tube Ø 60 x 2.5 mm
total width: approx. 800 mm,
total height: approx. 1450 mm

	FC	kg	part no.
hot-dip galvanized	A•	10.5	465-70
hot-dip galvanized and coated color: green (RAL 6005)	A	10.5	465-70B

Anti-nudge hoop for trees and posts

steel tube construction with
2 hoops Ø 60 mm, with welded on
cross bars Ø 48 mm for nesting

for casting in concrete					hot-dip galvanized	galvanized and white coated with red reflecting stripes
total width in mm	total depth in mm	height above ground	FC	kg	part no.	part no.
600	600	650	B•	21.5	465-066	465-066B
800	800	800	B•	25.5	465-068	465-068B

for plugging down					hot-dip galvanized	galvanized and white coated with red reflecting stripes
total width in mm	total depth in mm	height above ground	FC	kg	part no.	part no.
600	600	650	B•	19.0	465-066P	465-066PB
800	800	800	B•	24.0	465-068P	465-068PB

also available in yellow / black, **see page 206**

Guard hoops

steel tube Ø 76 x 2.6 mm,
without cross bar

for casting in concrete				hot-dip galvanized	galvanized and white coated with red reflecting stripes
total width in mm	total height in mm	FC	kg	part no.	part no.
1000	1500	B	17.5	475-10	475-10B
1500	1500	B•	19.5	475-15	475-15B
2000	1500	B•	22.5	475-20	475-20B
2500	1500	C•	24.5	475-25	475-25B
750	1000	B	13.0	477-05	477-05B
1000	1000	B	14.0	477-06	477-06B
750	1500	B	16.0	477-08	477-08B

for plugging down					
total width in mm	total height in mm	FC	kg	part no.	part no.
750	650	B	9.5	477-05P	477-05PB
1000	650	B	11.0	477-06P	477-06PB
750	1150	B	14.5	477-08P	477-08PB
1000	1150	B	15.5	477-09P	477-09PB

Universal hoop

steel tube Ø 76 x 2.6 mm

for casting in concrete					
total width in mm	total height in mm	FC	kg	part no.	part no.
400	1000	B	11.0	477-04	477-04B
400	1500	B	14.5	477-07	477-07B

for plugging down					
total width in mm	total height in mm	FC	kg	part no.	part no.
400	650	B	9.5	477-04P	477-04PB
400	1150	B	12.5	477-07P	477-07PB

Barrier post

as basic protection for E-charging stations, Ø 48 mm

for casting in concrete

surface	film color	FC	kg	part no.	kg	part no.
					total width: 300 mm **total height:** 1400 mm	**total width:** 460 mm **total height:** 1200 mm
hot-dip galvanized	blue	A	8.0	4L48-70SBL	7.0	4L48-046SBL
hot-dip galvanized	red	A	8.0	4L48-70SRO	7.0	4L48-046SRO
hot-dip galvanized	green	A	8.0	4L48-70SGR	7.0	4L48-046SGR
white coated	blue	A	8.0	4L48-70BSBL	7.0	4L48-046BSBL
white coated	red	A	8.0	4L48-70BSRO	7.0	4L48-046BSRO
white coated	green	A	8.0	4L48-70BSGR	7.0	4L48-046BSGR

for plugging down

surface	film color	FC	kg	part no.	kg	part no.
hot-dip galvanized	blue	A	7.0	4L48-70PSBL	7.5	4L48-046PSBL
hot-dip galvanized	red	A	7.0	4L48-70PSRO	7.5	4L48-046PSRO
hot-dip galvanized	green	A	7.0	4L48-70PSGR	7.5	4L48-046PSGR
white coated	blue	A	7.0	4L48-70PBSBL	7.5	4L48-046PBSBL
white coated	red	A	7.0	4L48-70PBSRO	7.5	4L48-046PBSRO
white coated	green	A	7.0	4L48-70PBSGR	7.5	4L48-046PBSGR

Protection for charging station

Barrier posts & impact protection posts for E-charging stations – protection & individuality

Our high-quality barrier and impact protection posts provide optimal protection for your E-charging stations and ensure a clear boundary of the charging areas. They prevent collision damage, organize parking spaces, and enhance the safety of the electric charging infrastructure.

Custom color design – Perfectly tailored to your design. In addition to standard colors, we offer you the opportunity to order your barrier and impact protection posts in custom colors. Whether matching your corporate design, improving visibility, or aesthetically integrating into the surroundings – we manufacture the protective posts according to your color preferences.

Impact protection posts as protection for E-charging stations

for special and effective protection of E-charging stations, Ø 76 mm

for casting in concrete

surface	film color	FC	kg	part no.	part no.
				total width: 750 mm **total height:** 1000 mm	**total width:** 1000 mm **total height:** 1200 mm
hot-dip galvanized	blue	B	13.0	4L77-05SBL	4L77-06SBL
hot-dip galvanized	red	B	13.0	4L77-05SRO	4L77-06SRO
hot-dip galvanized	green	B	13.0	4L77-05SGR	4L77-06SGR
white coated	blue	B	13.0	4L77-05BSBL	4L77-06BSBL
white coated	red	B	13.0	4L77-05BSRO	4L77-06BSRO
white coated	green	B	13.0	4L77-05BSGR	4L77-06BSGR

for plugging down

surface	film color	FC	kg	part no.	part no.
hot-dip galvanized	blue	B	14.0	4L77-05PSBL	4L77-06PSBL
hot-dip galvanized	red	B	14.0	4L77-05PSRO	4L77-06PSRO
hot-dip galvanized	green	B	14.0	4L77-05PSGR	4L77-06PSGR
white coated	blue	B	14.0	4L77-05PBSBL	4L77-06PBSBL
white coated	red	B	14.0	4L77-05PBSRO	4L77-06PBSRO
white coated	green	B	14.0	4L77-05PBSGR	4L77-06PBSGR

also available as barrier posts and impact protection bollards for charging stations, see barrier posts section, **pages 32 - 33**

Access barriers

removable, revolving, round steel tube Ø 60 mm,
with triangular locking mechanism acc. to DIN 3223,
including hot-dip galvanized ground sockets
part-no. 460-10 and part-no. 460-40
total height: approx. 1400 mm,
above ground: approx. 1000 mm

without cross bar

hot-dip galvanized

total width in mm	FC	kg	part no.
1000	B	16.5	465-10F
1500	B	18.5	465-15F
2000	B	20.0	465-20F
2500	C	22.0	465-25F

galvanized and white coated with red reflecting stripes

total width in mm	FC	kg	part no.
1000	B	16.5	465-10FB
1500	B	18.5	465-15FB
2000	B	20.0	465-20FB
2500	C	22.0	465-25FB

with cross bar

hot-dip galvanized

total width in mm	FC	kg	part no.
1000	B	16.5	465-32F
1500	B	18.5	465-33F
2000	B	20.0	465-34F
2500	C	22.0	465-35F

galvanized and white coated with red reflecting stripes

total width in mm	FC	kg	part no.
1000	B	16.5	465-32FB
1500	B	18.5	465-33FB
2000	B	20.0	465-34FB
2500	C	22.0	465-35FB

for more info
scan the QR code

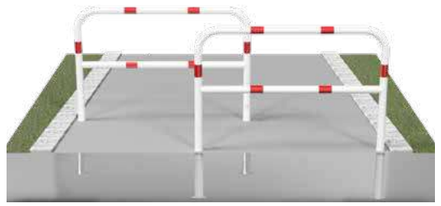

color variants, reflection classes, and customization, **see pages 6 - 7**

Access barriers

with triangular lock, acc. to DIN 3223, swing-back,
consists of:

1 stationary post, revolving, square tube 70 x 70 mm,
above ground 900 mm

1 removable post, with triangular locking mechanism
DIN 3223, square tube 70 x 70 mm

1 ground socket, square tube 80 x 80 mm, 500 mm long,
part-no. 470-10

1 top bar
square tube 60 x 40 mm

without cross bar

hot-dip galvanized

total width in mm	FC	kg	part no.
1500	B	25.5	410-15
2000	B	27.5	410-20
2500	C	29.5	410-25
3000	C	31.0	410-30

galvanized and white coated with red reflecting stripes

total width in mm	FC	kg	part no.
1500	B•	25.5	410-15B
2000	B•	27.5	410-20B
2500	C•	29.5	410-25B
3000	C•	31.0	410-30B

with cross bar

hot-dip galvanized

total width in mm	FC	kg	part no.
1500	B	31.0	412-15
2000	B	34.5	412-20
2500	C	38.5	412-25
3000	C	42.0	412-30

galvanized and white coated with red reflecting stripes

total width in mm	FC	kg	part no.
1500	B•	31.0	412-15B
2000	B•	34.5	412-20B
2500	C•	38.5	412-25B
3000	C•	42.0	412-30B

for more info
scan the QR code





note for your order: additional ground sockets (type 470-10) for settling the barrier ordered directly (extra charge)

Access barriers with Euro profile cylinder lock on request. A version that can also be taken out on both sides is also available.

Barrier gate

fixed, screwable,
including screws, consisting of:

2 fixed posts, steel tube 70 x 70 mm, above ground: 900 mm, with ground anchor, below ground: 400 mm

bars, steel square tube 60 x 40 mm

with top bar

hot-dip galvanized

total width in mm	FC	kg	part no.
1500	B•	19.5	414-15
2000	B•	21.5	414-20
2500	C•	23.5	414-25
3000	C•	25.0	414-30

hot-dip galvanized and white coated with red reflecting stripes

total width in mm	FC	kg	part no.
1500	B•	19.5	414-15B
2000	B•	21.5	414-20B
2500	C•	23.5	414-25B
3000	C•	25.0	414-30B

with top and cross bar

hot-dip galvanized

total width in mm	FC	kg	part no.
1500	B•	25.0	416-15
2000	B•	29.0	416-20
2500	C•	32.5	416-25
3000	C•	36.0	416-30

hot-dip galvanized and white coated with red reflecting stripes

total width in mm	FC	kg	part no.
1500	B•	25.0	416-15B
2000	B•	29.0	416-20B
2500	C•	32.5	416-25B
3000	C•	36.0	416-30B

Stationary access barriers

Stationary access barriers

for bolting on site, including bolts, consisting of:

2 stationary posts, square tube 70 x 70 mm, above ground 900 mm, total height: 1300 mm

bars, steel square tube 60 x 40 mm

with top bar

hot-dip galvanized

total width in mm	FC	kg	part no.
1500	B	19.0	4014-15
2000	B	21.0	4014-20
2500	C	23.0	4014-25

hot-dip galvanized and white coated with red reflecting stripes

total width in mm	FC	kg	part no.
1500	B	19.0	4014-15B
2000	B	21.0	4014-20B
2500	C	23.0	4014-25B

with top and cross bar

hot-dip galvanized

total width in mm	FC	kg	part no.
1500	B	24.0	4016-15
2000	B	28.0	4016-20
2500	C	32.0	4016-25

hot-dip galvanized and white coated with red reflecting stripes

total width in mm	FC	kg	part no.
1500	B	24.0	4016-15B
2000	B	28.0	4016-20B
2500	C	32.0	4016-25B

Access barriers as welded frame are manufactured to order. Other widths on request. Subject to change. Orders cannot be cancelled, access barriers cannot be returned.

Height restriction barriers

stationary, with cable pull

vertical clearance variably
turnable 1800 - 2800 mm,
height above ground approx. 3000 mm

2 square posts
steel tube Ø 102 mm,
hot-dip galvanized and white coated

cross bar
aluminium 100 x 50 mm,
white coated with red reflecting stripes

height adjustable



for casting in concrete

cross tube length in mm	FC	kg	part no.
3000	C	78.5	417-302B
4000	D	81.0	417-402B
5000	D	83.5	417-502B
6000	D	86.0	417-602B
7000	D	91.0	417-702B
8000	D	93.5	417-802B
9000	D	96.0	417-902B

for plugging down

cross tube length in mm	FC	kg	part no.
3000	C	78.5	417-302BP
4000	D	81.0	417-402BP
5000	D	83.5	417-502BP
6000	D	86.0	417-602BP
7000	D	91.0	417-702BP
8000	D	93.5	417-802BP
9000	D	96.0	417-902BP



Height restriction barriers

pivotable horizontally with cable pull,
lock opened or closed by pin,
white coated with red reflecting stripes

vertical clearance variably turnable
1800 - 2800 mm,
height above ground approx. 3000 mm

1 piece
revolving post, steel tube Ø 102 mm,
hot-dip galvanized and white coated

cross bar
aluminium 100 x 50 mm,
white coated with red reflecting stripes

for casting in concrete

cross tube length in mm	FC	kg	part no.	for padlock: part no.	triangular lock: part no.	Euro profile cylinder lock: part no.
2000	C	57.5	417-201VB	417-201FB	417-201ZB
2500	C	58.5	417-251VB	417-251FB	417-251ZB
3000	C	60.0	417-301VB	417-301FB	417-301ZB
3500	C	61.0	417-351VB	417-351FB	417-351ZB
4000	D	62.0	417-401VB	417-401FB	417-401ZB
4500	D	63.5	417-451VB	417-451FB	417-451ZB

for plugging down

cross tube length in mm	FC	kg	part no.	for padlock: part no.	triangular lock: part no.	Euro profile cylinder lock: part no.
2000	C	57.5	417-201VBP	417-201FBP	417-201ZBP
2500	C	58.5	417-251VBP	417-251FBP	417-251ZBP
3000	C	60.0	417-301VBP	417-301FBP	417-301ZBP
3500	C	61.0	417-351VBP	417-351FBP	417-351ZBP
4000	D	62.0	417-401VBP	417-401FBP	417-401ZBP
4500	D	63.5	417-451VBP	417-451FBP	417-451ZBP



Height restriction barriers

hot-dip galvanized and white coated with red reflecting stripes

stationary 100 x 100 mm for casting in concrete

2 square posts of steel tube 100 x 100 mm,
total height: approx. 3000 mm,
1 cross bar made of aluminium tube, 100 x 50 mm,
clear height: approx. 2300 mm

cross tube length in mm	FC	kg	part no.
3000	C	66.2	417-32B
4000	D	68.5	417-42B
5000	D	71.0	417-52B
6000	D	73.5	417-62B

stationary 70 x 70 mm for casting in concrete

2 posts of steel tube **70 x 70 mm,**
total height: approx. 2500 mm
1 cross bar 60 x 40 mm, steel tube,
clear height: approx. 2000 mm

cross tube length in mm	FC	kg	part no.
3000	C	38.5	417-30B
4000	D	44.0	417-40B

stationary 100 x 100 mm for plugging down

2 posts of steel tube
100 x 100 mm,
total height: approx. 3000 mm
1 cross bar, aluminium tube,
100 x 50 mm
clear height: approx. 2300 mm

cross tube length in mm	FC	kg	part no.
3000	C	66.2	417-32BP
4000	D	68.5	417-42BP
5000	D	71.0	417-52BP
6000	D	73.5	417-62BP

stationary 70 x 70 mm for for plugging down

2 posts of steel tube **70 x 70 mm,**
total height: approx. 2500 mm
1 cross bar 60 x 40 mm, steel tube
clear height: approx. 2000 mm

cross tube length in mm	FC	kg	part no.
3000	C	38.5	417-30BP
4000	D	44.0	417-40BP

Height restriction barriers

Pivotable, 70 x 70 mm for casting in concrete

1 post
made of steel tube 70 x 70 mm,
stationary, for casting in concrete,
total height: approx. 2500 mm

cross tube length in mm	FC	kg	part no.
3000	B	42.5	417-31B
4000	C	45.0	417-41B

1 post
made of steel tube 70 x 70 mm,
incl. ground socket type 470-10,
approx. 500 mm below ground level

1 cross bar
made of tubular steel 60 x 40 mm,
clear height: approx. 2000 mm



Available as accessory:

for all height limiters with cross bar 100 x 50 mm

Barrier made of aluminium tube

Ø 40 mm, white coated with red reflecting with universal fastening incl. chain for attachment to the cross bar of the height limiter

Attention: The (maximum) clear height of the height limiter is reduced by approx. 200 mm due to the barrier.

length in mm	FC	kg	part no.
2000	B	2.1	417-B02
3000	C	3.2	417-B03
4000	C	4.3	417-B04
6000	D	6.4	417-B05

417-98

417-97

Bracket for information sign

for fastening to the crossbar of the height limiter, suitable for sign size Ø 420 mm, hot-dip galvanized, white coated

	FC	kg	part no.
universal holder with fixing bracket for height limiter with cross tube 100 x 50 mm	A	0.8	417-98
holder for screwing on from the side	A	0.7	417-97

Protect gateways, halls with limited height, subways, etc.

Barrier

aluminium profile height: 100 mm,
with protecting caps on the sides,
white coated with red reflecting stripes
incl. 2 x 1 m steel chain, galvanized

reflecting one-sided

length in mm	FC	kg	part no.
2000	B	3.5	4117-20B
3000	C	5.0	4117-30B
4000	D	6.0	4117-40B
5000	D	7.0	4117-50B
6000	D	8.5	4117-60B

reflecting both-sided

length in mm	FC	kg	part no.
2000	B	3.5	4217-20B
3000	C	5.0	4217-30B
4000	D	6.0	4217-40B
5000	D	7.0	4217-50B
6000	D	8.5	4217-60B

Clearly visible crash guard for posts, pillars, poles etc.

Crash guard angle

made of aluminium plate with
4 bores Ø 8 mm for plugging down, height 1000 mm,
angular dimension 120 mm,
white / red reflecting

FC	kg	part no.
A	1.3	4317RB
A	1.3	4317LB

these products are also available in yellow / black,
see work site protection **page 214**

Height restriction barriers

Mobile height limiter

to be mounted on a concrete support (600 kg, part-no. 3F120) of an adapter plate welded to the bottom of the post, can be positioned by forklift or crane, optional with part-no. 70670N for levelling uneven floors, unevenness of the floor



			for padlock	triangular lock	Euro profile cylinder lock
cross tube length in mm	FC	kg	part no.	part no.	part no.
2000	C	657.5	417-201VBPM	417-201FBPM	417-201ZBPM
2500	C	658.5	417-251VBPM	417-251FBPM	417-251ZBPM
3000	C	660.0	417-301VBPM	417-301FBPM	417-301ZBPM
3500	C	661.0	417-351VBPM	417-351FBPM	417-351ZBPM
4000	D	662.0	417-401VBPM	417-401FBPM	417-401ZBPM
4500	D	663.5	417-451VBPM	417-451FBPM	417-451ZBPM

Mobile manual barrier – Flexible, fast, and reliable!
The mobile manual barrier is the ideal solution for construction site access points, renovations, or other temporary access restrictions. By eliminating the need for foundation work, it can be set up quickly and securely. Our 600 kg concrete base ensures maximum stability.

			for padlock	triangular lock
barrier arm length in mm	FC	kg	part no.	part no.
3000	C	645.5	415-31VPBM	415-31FPBM
4000	D	648.0	415-41VPBM	415-41FPBM
5000	D	651.0	415-51VPBM	415-51FPBM
6000	D	652.0	415-61VPBM	415-61FPBM
7000	D	655.0	415-71VPBM	415-71FPBM

			Euro profile cylinder lock	triangular lock and Euro profile cylinder lock
barrier arm length in mm	FC	kg	part no.	part no.
3000	C	646.5	415-31ZPBM	415-31FZPBM
4000	D	649.5	415-41ZPBM	415-41FZPBM
5000	D	651.5	415-51ZPBM	415-51FZPBM
6000	D	654.5	415-61ZPBM	415-61FZPBM
7000	D	656.5	415-71ZPBM	415-71FZPBM

Barrier posts
Car-park barriers
Ornamental bollards
Stainless steel
Barrier elements
Barrier gates
Outdoor equipment
Work site protection

Barrier posts
Car-park barriers
Ornamental bollards
Stainless steel
Barrier elements
Barrier gates
Outdoor equipment
Work site protection

Mobile Bollard for Maximum Safety and Visibility.

The approach bollard, featuring a solid concrete base and a robust steel tube impact predection bollard (Ø: 273 mm), is the perfect solution for your traffic control needs. Designed for practical positioning, the concrete base is equipped for forklift handling. With a high-quality coating and white-red reflective film, this bollard ensures maximum visibility and safety, both day and night.

Mobile Bollard – heavy-duty version
consisting of: concrete base (800 x 800 x 145 mm) and bollard type 40274B, made of steel tube (Ø 273 mm), with flat top, hot-dip galvanized, and coated in RAL 9005

	FC	kg	part no.
with white and red reflective stripes	B	230.0	40274MB

Concrete guide barrier

designed for separating traffic areas and work zones, incl. a mounted barrier hoop (Ø 76 mm), height approx. 700 mm

- suitable for transport by fork-lift truck or movement by crane, due to the ground clearance of 80 mm and 4 sturdy crane eyes
- beveled ends allow installation at angles of up to 45° between elements.
- option to attach a logo plate (590 mm x 340 mm).
- concrete dimensions:
  length: 3480 mm,
  width: 350 mm,
  height: 380 mm

	FC	kg	part no.
hot-dip galvanized with red reflective stripes	B	685.0	4077-35

Perfect for Various Applications

Industry & Construction Sites

Sports Facilities

Event Venues

Protective Railings and Barrier Hoops – Safety and Flexibility for Every Application!

Advantages at a Glance:

- **Maximum Safety**
  Sturdy steel tube frame with a durable coating
- **Flexible System**
  Suitable for use in industry, traffic management, sports facilities, and more
- **Easy Installation**
  Available for embedding in concrete or bolting with a base plate
- **Customization**
  Heights and widths can be tailored to your needs

Guard hoop with LED light strip

Ø 48.3 x 2.5 mm,
with crossbar,
width: 1000 mm,
height: 1200 mm,
hot-dip galvanized,
black coated

	FC	kg	part no.
for casting in concrete	B	12.0	4E48-22B
to be fixed by plugs	B	12.0	4E48-62B

On the following pages, you will find detailed information about our protective railings

Protective railing as safety railing in special hazard areas. The railing system is made for casting in concrete or for plugging down and available with base plate.

Protective railing

steel tube 70 x 70 mm with top and cross bar steel tube 60 x 40 mm, height above ground: approx.1000 mm for assembling bolts





Fixed post for casting in concrete

	FC	kg	hot-dip galvanized part no.	hot-dip galvanized and white coated with red reflecting stripes part no.
end post for top and cross bar	A•	8.0	4270	4270B
middle post for top and cross bar	A•	8.5	4271	4271B
corner post for top and cross bar 90°	A•	8.5	4273	4273B



Fixed post for plugging down

with base plate 100 x 150 mm

	FC	kg	hot-dip galvanized part no.	hot-dip galvanized and white coated with red reflecting stripes part no.
end post for top and cross bar	A•	6.5	4270P	4270PB
middle post for top and cross bar	A•	7.0	4271P	4271PB
corner post for top and cross bar 90°	A•	7.0	4273P	4273PB

Cross bar

steel tube 60 x 40 mm including fastening bolts

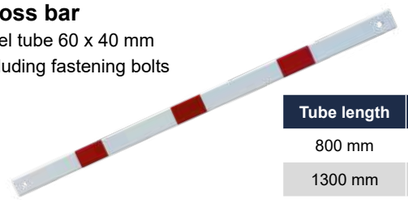

Tube length	FC	kg	hot-dip galvanized part no.	hot-dip galvanized and white coated with red reflecting stripes part no.
800 mm	A•	3.0	4208	4208B
1300 mm	A•	5.0	4213	4213B
1800 mm	B•	7.0	4218	4218B
2300 mm	B•	8.5	4223	4223B

The cross bars are simply placed in the brackets of the stationary post and bolted in place. (Suitable as temporary guard without bolts). Also available in yellow / black design; **186 see work site predection**

Separating traffic lanes, sidewalks, etc. Installation is very simple: assemble, cast in concrete or plug down – that's it.

Protective railing

steel tube Ø 48 mm, variable plugging, height above ground: approx. 1000 mm

Fixed post for casting in concrete





scan QR code for more info

	FC	kg	hot-dip galvanized part no.	hot-dip galvanized and white coated with red reflecting stripes part no.
end post	A•	5.5	448-80	448-80B
middle post	A•	7.5	448-81	448-81B
corner post	A•	9.5	448-815	448-815B

Fixed post for plugging down

with base plate 100 x 150 mm



	FC	kg	hot-dip galvanized part no.	hot-dip galvanized and white coated with red reflecting stripes part no.
end post	A•	5.0	448-80P	448-80PB
middle post	A•	7.0	448-81P	448-81PB
corner post	A•	9.0	448-815P	448-815PB

Cross bar

steel tube Ø 48 mm

tube length	grid site	FC	kg	hot-dip galvanized part no.	hot-dip galvanized and white coated with red reflecting stripes part no.
500 mm	1000 mm	A•	1.5	448-42	448-42B
1000 mm	1500 mm	A•	3.0	448-43	448-43B
1500 mm	2000 mm	B•	4.5	448-44	448-44B



suitable mounting material **see page 55,** also available in yellow / black design, **see page 207**

Safety fencing
for exposed areas of danger

example of use:



The fence panels are fixed to the vertical posts so as to allow setting at different degrees or angles. One edge of the panel fence cross bars always points upwards to avoid misuse.

Fence panel
40 x 40 mm square tube, with Ø 20 mm steel tube, welded rods, spacing between the vertical rods: 100 mm, height: 950 mm, total height assembled 1050 mm



418-15BR

	center spacing in mm	FC	kg	part no.
hot-dip galvanized	750	B	16.5	418-07
	1500	B	23.0	418-15
	2000	B	31.0	4418-20
hot-dip galvanized and coated white	750	B	16.5	418-07BW
	1500	B	23.0	418-15BW
	2000	B	31.0	4418-20BW
hot-dip galvanized and coated red	750	A	16.5	418-07BR
	1500	B	23.5	418-15BR
	2000	B	31.0	4418-20BR

418-00 418-02

Fixed post
of square tube 60 x 60 mm, with steel cap, for casting in concrete, total height: 1500 mm

Middle post with 4 connecting clips

	FC	kg	part no.
hot-dip galvanized	B	6.0	418-00
hot-dip galvanized and white coated	B	6.0	418-00B

End post with 2 connecting clips

	FC	kg	part no.
hot-dip galvanized	B	6.0	418-02
hot-dip galvanized and white coated	B	6.0	418-02B

color variants, reflection classes, and customization, **see pages 6 - 7**

Safety railings
are assembled from prefabricated parts on site. Hinge joints make the railings very flexible. The hinge joints can be positioned vertically and horizontally, up to 90°

Fixed post for top bar
for casting in concrete

steel tube Ø 60 mm, with aluminium, ball head, total length: approx. 1500 mm

	FC	kg	hot-dip galvanized part no.	hot-dip galvanized and coated (RAL 7016) part no.
end post for top bar	B	5.5	467-01	467-01B
middle post for top bar	B	5.4	467-02	467-02B
corner post for top bar	B	5.4	467-03	467-03B

Fixed post for top and cross bar
for casting in concrete

	FC	kg	hot-dip galvanized part no.	hot-dip galvanized and coated (RAL 7016) part no.
end post for top and cross bar	B	5.4	467-11	467-11B
middle post for top and cross bar	B	5.4	467-12	467-12B
corner post for top and cross bar	B	5.4	467-13	467-13B

Fixed post for border railings
for casting in concrete

steel tube Ø 60 mm, with aluminium ball head, total length: approx. 800 mm

	FC	kg	hot-dip galvanized part no.	hot-dip galvanized and coated (RAL 7016) part no.
end post	B	2.9	467-04	467-04B
middle post	B	2.9	467-05	467-05B
corner post	B	2.9	467-06	467-06B

Cross bar for safety railing
or border railing, steel tube Ø 33.7 mm, length: 2000 mm, incl. aluminium connecting sockets for straight horizontal position

	FC	kg	hot-dip galvanized part no.	hot-dip galvanized and coated (RAL 7016) part no.
cross bar	B	5.5	467-20	467-20B
aluminium joint	B	0.5	467-24	467-24B

Aluminium joint
can be used up to 90°, for different slopes and angle positions

Security fencing at sport fields or other fencing where events are taking place.

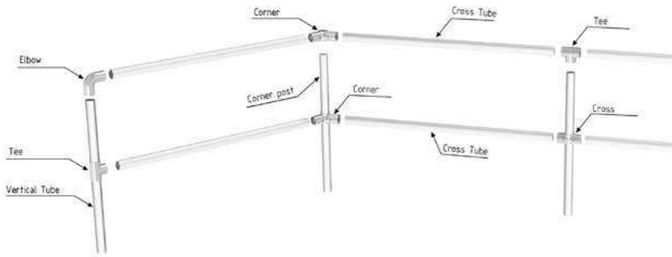

Barrier

steel tube Ø 60 mm,
hot-dip galvanized

	length in mm	FC	kg	part no.
vertical tube	1500	B	4.3	419-10
corner post	1500	B	4.3	419-105
cross tube	1500	B	4.3	419-11
	2000	B	5.8	419-12
	2500	C	7.2	419-13
	3000	C	8.6	419-14

	FC	kg	part no.
aluminium-elbow	A•	0.3	419-18
aluminium-tee	A•	0.3	419-19
aluminium-cross 2 half shells with 2 bolts and nuts	A•	0.2	419-09
aluminium-corner 2 half shells with 2 bolts and nuts	A•	0.4	419-08

Safety fence

for safety in areas of danger,
embankments, river courses,
enclosures, etc.



418-35

Fence panel element,

steel tube Ø 33.7 mm with Ø 16 mm rods and welded connecting clips,
center spacing: 1500 mm, can be used approx. to 90°, height: 900 mm

	FC	kg	part no.
hot-dip galvanized	B	11.8	418-35
hot-dip galvanized and white coated	B	11.8	418-35B



418-42 418-44

Fixed post,

steel tube Ø 60 mm,
total length: approx. 1500 mm

End post with 2 connecting clips

	FC	kg	part no.
hot-dip galvanized	B	5.5	418-42
hot-dip galvanized and white coated	B	5.5	418-42B

Middle post with 4 connecting clips

	FC	kg	part no.
hot-dip galvanized	B	5.5	418-44
hot-dip galvanized and white coated	B	5.5	418-44B

Traffic safety fencing systems – flexible and reliable!

Our traffic safety system secures traffic routes, separates lanes, and serves as personal safety and guidance system. Assembly on site is incredibly simple thanks to prefabricated elements, which can be easily exchanged if necessary. Installations can be made at all angles, as well as on slopes and inclines. Powder-coated in common RAL colors (see page 6 - 7).

with cover

with ball head

Fixed post

steel tube Ø 60 mm, for casting in concrete
with ground anchor

	length in mm	FC	kg	hot-dip galvanized part no.	hot-dip galvanized and white coated part no.
with cover	1500	B	4.5	419-600	419-600B
with ball head	1500	B	4.5	419-602	419-602B

Fixed post

steel tube Ø 60 mm, for plugging down
with base plate 100 x 150 mm

	length in mm	FC	kg	hot-dip galvanized part no.	hot-dip galvanized and white coated part no.
with cover	1000	A	4.5	419-601	419-601B
with ball head	1000	A	4.5	419-603	419-603B

Cross bar

steel tube Ø 60 mm,
including connection element

grid sizes in mm	length in mm	FC	kg	hot-dip galvanized part no.	hot-dip galvanized and white coated part no.
1130	1000	A	4.5	419-610	419-610B
1630	1500	B	5.5	419-615	419-615B
2130	2000	B	6.5	419-620	419-620B
2500	2500	C	8.0	419-625	419-625B

Connection element

(loose) for traffic protection system
(clip, splay, plastic plates, bolts and nuts)

FC	kg	part no.	part no.
A	4.5	419-601	419-699B
A	4.5	419-603	419-699B

color variants, reflection classes, and customization, **see pages 6 - 7**

Barrier posts
Car-park barriers
Ornamental bollards
Stainless steel
Barrier elements
Barrier gates
Outdoor equipment
Work site protection

Barrier posts
Car-park barriers
Ornamental bollards
Stainless steel
Barrier elements
Barrier gates
Outdoor equipment
Work site protection

4VTE60B7016

4VTE85B7016

Turnstile with double-rod fence module for permanent installation, passage width: 600 mm, dimensions: 1216 x 1580 x 2270 mm

V-Turnstile-Compact-Fix

equipped with an electromechanical control unit, therefore expandable with access control systems

	FC	kg	part no.
hot-dip galvanized	B	252.0	4VTE60
galvanized and coated in RAL 7016	B	252.0	4VTE60B7016
galvanized and coated in RAL 6005	B	252.0	4VTE60B6005

V-Turnstile-Compact-Fix-Basic

equipped with a mechanical control unit, therefore not expandable with access control systems

	FC	kg	part no.
hot-dip galvanized	B	252.0	4VTM60
galvanized and coated in RAL 7016	B	252.0	4VTM60B7016
galvanized and coated in RAL 6005	B	252.0	4VTM60B6005

Turnstile with double-rod fence module for permanent installation, passage width: 850 mm, dimensions: 1833 x 2080 x 2270 mm

V-Turnstile-Fix

equipped with an electromechanical control unit, therefore expandable with access control systems

	FC	kg	part no.
hot-dip galvanized	B	286.0	4VTE85
galvanized and coated in RAL 7016	B	286.0	4VTE85B7016
galvanized and coated in RAL 6005	B	286.0	4VTE85B6005

V-Turnstile-Fix-Basic

equipped with a mechanical control unit, therefore not expandable with access control systems

	FC	kg	part no.
hot-dip galvanized	B	286.0	4VTM85
galvanized and coated in RAL 7016	B	286.0	4VTM85B7016
galvanized and coated in RAL 6005	B	286.0	4VTM85B6005

Turnstiles and Doors

4VDE13B7016

4VDE18B7016

Door with double-rod fence module for permanent installation, passage width: 1290 mm, dimensions: 440 x 1580 x 2205 mm

V-Door-Compact-Fix

equipped with a electrical door closer, therefore expandable with access control systems

	FC	kg	part no.
hot-dip galvanized	B	108.0	4VDE13
galvanized and coated in RAL 7016	B	108.0	4VDE13B7016
galvanized and coated in RAL 6005	B	108.0	4VDE16B6005

V-Door-Compact-Fix-Basic

equipped with a mechanical door closer, therefore not expandable with access control systems

	FC	kg	part no.
hot-dip galvanized	B	108.0	4VDM13
galvanized and coated in RAL 7016	B	108.0	4VDM13B7016
galvanized and coated in RAL 6005	B	108.0	4VDM16B6005

Door with double-rod fence module for permanent installation, passage width: 1790 mm, dimensions: 440 x 1980 x 2205 mm

V-Door-Fix

equipped with an electric door closer, therefore expandable with access control systems

	FC	kg	part no.
hot-dip galvanized	B	127.0	4VDE18
galvanized and coated in RAL 7016	B	127.0	4VDE18B7016
galvanized and coated in RAL 6005	B	127.0	4VDE18B6005

V-Door-Fix-Basic

equipped with a mechanical door closer, therefore not expandable with access control systems

	FC	kg	part no.
hot-dip galvanized	B	127.0	4VDM18
galvanized and coated in RAL 7016	B	127.0	4VDM18B7016
galvanized and coated in RAL 6005	B	127.0	4VDM18B6005

Barrier posts
Car-park barriers
Ornamental bollards
Stainless steel
Barrier elements
Barrier gates
Outdoor equipment
Work site protection

City fence
for safety, perfect layout also for curved areas, hinged clips

Fixed post
70 x 70 mm square tube with steel cap, hot-dip galvanized and coated DB 703, height above ground: 1000 mm, for casting in concrete

	FC	kg	with flat head part no.
middle post	A	7.9	418-7804B
end post	A	7.9	418-7802B

with ornamental head part no.
418-7814B
418-7812B

Fence element
horizontal steel tubes 30 x 30 mm,
diagonal steel tubes 25 x 25 mm

center spacing in mm	FC	kg	part no.
1000	B	7.2	418-710B
1500	B	10.4	418-719B



The fence panels are fastened to the vertical post; the design of the fastening permits different degree and angle positions.

City fence
for safety in town, perfect layout, unobtrusive

City fence element
vertical steel tubes Ø 76 mm,
horizontal steel tubes 30 x 30 mm,
diagonal steel tubes 25 x 25 mm,
total height: 1200 mm,
hot-dip galvanized and powder-coated DB 703

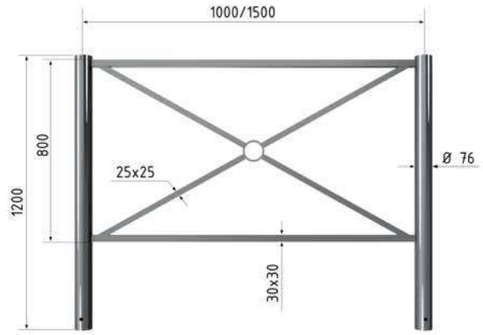

	length in mm	FC	kg	part no.
with flat head	1000	B	18.0	418-7040B
with flat head	1500	B	21.0	418-7045B
with ball head	1000	B	18.0	418-7440B
with ball head	1500	B	21.0	418-7445B

color variants, reflection classes, and customization, **see pages 6 - 7**

Safety barriers

a stable, attractive barrier to go with our post
part-no. 478B



Fixed post

steel tube Ø 76 mm, with ball head, hot-dip galvanized and coated RAL 7016,
total length: approx. 1300 mm

	FC	kg	part no.
end post with 2 connecting clips	A	7.0	478-02B
middle post with 4 connecting clips	A	7.0	478-04B
ground rosette bolts	A	1.3	478RB

Frame element

steel tube Ø 33.7 mm, with welded-on connecting clips,
center distance: 2000 mm
(post center to post center), for use up to 90°

	FC	kg	part no.
hot-dip galvanized and coated RAL 7016	B	8.0	478-20B

Border railing with cross bar made of flat bar steel

approx. 500 mm above ground, hot-dip galvanized and coated green (RAL 6005), easy assembly and setup

Fixed post

steel tube Ø 60 mm, with ball head and socket,
total length: approx. 800 m

	FC	kg	part no.
end post	A	3.0	40673B
middle post	A	3.0	40674B
corner post	A	3.0	40675B

Flat bar steel

45 x 15 mm,
hot-dip galvanized and coated

total length in mm	FC	kg	part no.
1000	A	5.5	40676B
1500	B	8.0	40677B
2000	B	10.5	40678B

Effective barriers for maximum safety

Barrier gates

Our barriers offer reliable protection for driveways, parking lots, footpaths and cycle paths.
With various locking options and robust mechanisms, they ensure effective access control.

Swing barriers • Access barriers • Manual barriers

Rotating Barrier Gate – Flexible and Secure!

The horizontally swiveling gate operates without a support post and offers versatile applications. It can be securely locked in both open and closed positions using a locking pin. Additionally, it is designed for use with a padlock, a triangular lock according to DIN 3223 or a profile cylinder lock.

swiveling post: steel tube Ø 102 mm,
barrier arm: steel tube Ø 60 mm,
height: approx. 950 mm above ground

for casting in concrete hot-dip galvanized

total width in mm	FC	kg	for padlock part no.	with triangular lock part no.	with Euro profile cylinder lock part no.
1500	B	33.0	413-151V	413-151F	413-151Z
2000	B	36.5	413-201V	413-201F	413-201Z
2500	C	40.0	413-251V	413-251F	413-251Z
3000	C	43.5	413-301V	413-301F	413-301Z
3500	C	47.0	413-351V	413-351F	413-351Z

for casting in concrete hot-dip galvanized and red coated with white reflecting rings

total width in mm	FC	kg	for padlock part no.	with triangular lock part no.	with Euro profile cylinder lock part no.
1500	B	33.0	413-151VB	413-151FB	413-151ZB
2000	B	36.5	413-201VB	413-201FB	413-201ZB
2500	C	40.0	413-251VB	413-251FB	413-251ZB
3000	C	43.5	413-301VB	413-301FB	413-301ZB
3500	C	47.0	413-351VB	413-351FB	413-351ZB

Recommended foundation dimensions:
width: 550 x 550 mm
depth: 900 mm



Optionally available with:

Base plate for plugging down:
360 x 360 x 8 mm including 4 holes Ø 21 mm, hole pitch 260 x 260 mm — add letter **P** to the part no.

Rotating Barrier – Reliable and Versatile!

The horizontally swing barrier operates without a support post and stands out for its easy handling. The bolt automatically locks into place, ensuring secure locking in four positions (every 90°). The barrier is designed for use with a padlock, a triangular lock according to DIN 3223 or a profile cylinder lock.

swiveling post: steel tube Ø 102 mm,
barrier arm: steel tube 60 x 40 mm,
height: approx. 950 mm above ground

for casting in concrete hot-dip galvanized

total width in mm	FC	kg	for padlock part no.	with triangular lock part no.	with Euro profile cylinder lock part no.
1500	B	33.0	4013-15V	4013-15F	4013-15Z
2000	B	37.0	4013-20V	4013-20F	4013-20Z
2500	C	41.0	4013-25V	4013-25F	4013-25Z
3000	C	44.5	4013-30V	4013-30F	4013-30Z
3500	C	48.0	4013-35V	4013-35F	4013-35Z

for casting in concrete hot-dip galvanized and white coated with red reflecting rings

total width in mm	FC	kg	for padlock part no.	with triangular lock part no.	with Euro profile cylinder lock part no.
1500	B	33.0	4013-15VB	4013-15FB	4013-15ZB
2000	B	37.0	4013-20VB	4013-20FB	4013-20ZB
2500	C	41.0	4013-25VB	4013-25FB	4013-25ZB
3000	C	44.5	4013-30VB	4013-30FB	4013-30ZB
3500	C	48.0	4013-35VB	4013-35FB	4013-35ZB

Recommended foundation dimensions:
width: 550 x 550 mm
depth: 900 mm

Optionally available with:

Base plate for plugging down:
360 x 360 x 8 mm including 4 holes Ø 21 mm, hole pitch 260 x 260 mm — add letter **P** to the part no.

Barrier posts
Car-park barriers
Ornamental bollards
Stainless steel
Barrier elements
Barrier gates
Outdoor equipment
Work site protection

Swing barrier with aluminium barrier

Swing barrier,
horizontally pivoting gate with cable reinforcement. Lockable in both open and closed positions using a bolt that secures in four positions (every 90°). Prepared for use with a padlock, a triangular lock according to DIN 3223 or a profile cylinder lock.

swiveling post: steel tube Ø 102 mm, hot-dip galvanized and coated red,
barrier arm: aluminium tube 100 x 50 mm, coated white with red reflecting stripes,
height: approx. 950 mm above ground

for casting in concrete

barrier arm in mm	FC	kg	for padlock part no.	with triangular lock part no.	with Euro profile cylinder lock part no.
1500	B	32.0	4113-15VB	4113-15FB	4113-15ZB
2000	B	33.0	4113-20VB	4113-20FB	4113-20ZB
2500	C	34.0	4113-25VB	4113-25FB	4113-25ZB
3000	C	35.0	4113-30VB	4113-30FB	4113-30ZB
3500	C	36.0	4113-35VB	4113-35FB	4113-35ZB

for more info
scan the QR code

Recommended foundation dimensions:
width: 550 x 550 mm
depth: 900 mm

Optionally available with:

Base plate for plugging down:
360 x 360 x 8 mm including 4 holes Ø 21 mm, hole pitch 260 x 260 mm — add letter **P** to the part no.

Swing barrier with support post

Swing barrier,
can be swiveled horizontally, with bracing tube and pull rope reinforcement. Locking mechanism at the swiveling post closed or opened by pin locking in 4 positions (every 90°), fitted for a padlock or with triangular locking mechanism acc. to DIN 3223 or Euro profile cylinder lock, including two supporting posts.

swiveling post: steel tube Ø 102 mm, hot-dip galvanized and red coated,
barrier arm: aluminium tube 100 x 50 mm, coated white with red reflecting stripes,
supporting post: steel tube 70 x 70 mm, hot-dip galvanized and red coated (2 pieces),
height: approx. 950 mm above ground

for casting in concrete

barrier arm in mm	FC	kg	for padlock part no.	with triangular lock part no.	with Euro profile cylinder lock part no.
3000	C	58.0	4213-30VB	4213-30FB	4213-30ZB
3500	B	60.0	4213-35VB	4213-35FB	4213-35ZB
4000	D	62.0	4213-40VB	4213-40FB	4213-40ZB
4500	D	64.0	4213-45VB	4213-45FB	4213-45ZB
5000	D	66.0	4213-50VB	4213-50FB	4213-50ZB
5500	D	68.0	4213-55VB	4213-55FB	4213-55ZB
6000	D	70.0	4213-60VB	4213-60FB	4213-60ZB

for more info
scan the QR code

Recommended foundation dimensions:
Swiveling post:
width 550 x 550 mm, depth 900 mm
Supporting post:
width 400 x 400 mm, depth 900 mm



Optionally available with:

Base plate for plugging down:
1 x swiveling post base plate 360 x 360 x 8 mm, incl. 4 holes Ø 21 mm, hole pitch 260 x 260 mm,
2 x base plates for supporting post 220 x 220 x 8 mm, incl. 4 holes Ø 21 mm, hole pitch 140 x 140 mm — add letter **P** to part no.

Access barrier with counterweight and supporting post

Access barrier

Main support: steel construction 70 x 70 mm square tube with ground plate 360 x 360 x 8 mm for plugging down, incl. 4 holes Ø 20 mm for anchors, hot-dip galvanized and powder-coated red.

supporting post: steel tube 70 x 70 mm with ground plate 220 x 220 x 8 mm, incl. 4 holes Ø 20 mm for anchors,
barrier arm: thick-walled Ø 80 mm aluminium tube with counterweight, white coated with red reflecting stripes,
locking mechanism: at the supporting post, can be fixed by the main support pin when the arm is open,
total width: clear width + approx. 900 mm,
height: approx. 950 mm above ground

			for padlock	with triangular lock	with Euro profile cylinder lock
clear width in mm	FC	kg	part no.	part no.	part no.
3000	C	74.0	411-30VPB	411-30FPB	411-30ZPB
4000	D	76.0	411-40VPB	411-40FPB	411-40ZPB
5000	D	100.5	411-50VPB	411-50FPB	411-50ZPB
6000	D	124.5	411-60VPB	411-60FPB	411-60ZPB
7000	D	125.5	411-70VPB	411-70FPB	411-70ZPB

	FC	kg	part no.
set of mounting bolts type 3 to be fixed by plugs	A•	0.4	470-73
set of ground sockets with ground anchor plate for main and supporting posts, **for casting in concrete,** hot-dip galvanized, including bolts M16	A•	17.5	411-92
pull rope reinforcement	A	0.5	411-95

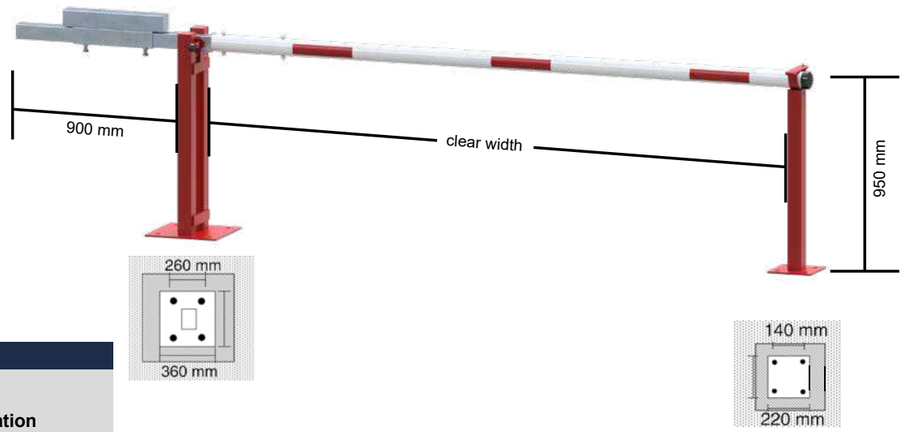

Recommended foundation dimensions:
main support:
width 550 x 550 mm, depth 900 mm
supporting post:
width 400 x 400 mm, depth 900 mm

Acces barrier with counterweight and swing post

Access barrier

Main support: steel construction 70 x 70 mm square tube with ground plate 360 x 360 x 8 mm for plugging down, incl. 4 holes Ø 20 mm for anchors, hot-dip galvanized and powder-coated red.

barrier arm: thick-walled Ø 80 mm aluminium tube with counterweight, white coated with red reflecting stripes,
swing post: at the main support with a locking pin, for fixing the arm in open or closed position,
total width: clear width + approx. 900 mm,
height: approx. 950 mm above ground

			for padlock	with triangular lock	with Euro profile cylinder lock
clear width in mm	FC	kg	part no.	part no.	part no.
3000	C	66.0	411-31VPB	411-31FPB	411-31ZPB
4000	D	90,0	411-41VPB	411-41FPB	411-41ZPB
5000	D	114.0	411-51VPB	411-51FPB	411-51ZPB
6000	D	117.0	411-61VPB	411-61FPB	411-61ZPB
7000	D	140.0	411-71VPB	411-71FPB	411-71ZPB

	FC	kg	part no.
set of mounting bolts type 2 to be fixed by plugs	A•	0.2	470-72
ground socket with ground anchor plate for main support, for casting in concrete, hot-dip galvanized, including bolts M16	A•	12.5	411-91
pull rope reinforcement	A	0.5	411-95



Manual barrier with gas pressure spring and supporting post

Manual barrier

with pneumatic spring and fixed pole support

Main support: steel construction 120 x 80 mm square tube with base plate 360 x 360 x 8 mm for plugging down, incl. 4 holes Ø 20 mm for anchors, hot-dip galvanized and powder-coated red, barrier arm can be fixed in open and closed position.

supporting post: steel tube 70 x 70 mm with base plate 220 x 220 x 8 mm, incl. 4 holes Ø 20 mm for anchor,
barrier arm: thick-walled Ø 80 mm aluminium tube, powder-coated white with red reflecting stripes,
locking mechanism: at the post support,
total width: clear width + approx. 180 mm,
height: approx. 950 mm above ground

			for padlock	with triangular lock	with Euro profile cylinder lock
clear width in mm	FC	kg	part no.	part no.	part no.
3000	C	48.5	415-30VPB	415-30FPB	415-30ZPB
4000	D	51.5	415-40VPB	415-40FPB	415-40ZPB
5000	D	54.0	415-50VPB	415-50FPB	415-50ZPB
6000	D	57.0	415-60VPB	415-60FPB	415-60ZPB
7000	D	60.0	415-70VPB	415-70FPB	415-70ZPB

			triangular locking mechanism and Euro profile cylinder lock at the main support	double profile cylinder lock on the main support
clear width in mm	FC	kg	part no.	part no.
3000	C•	54.0	415-30FZPB	415-30ZZPB
4000	D•	57.0	415-40FZPB	415-40ZZPB
5000	D•	60.0	415-50FZPB	415-50ZZPB
6000	D•	62.5	415-60FZPB	415-60ZZPB
7000	D•	64.0	415-70FZPB	415-70ZZPB

	FC	kg	part no.
set of mounting bolts type 3 to be fixed by plugs	A•	0.4	470-73
set of ground sockets with ground anchor plate **for main and supporting posts,** for casting in concrete, hot-dip galvanized, including bolts M16	A•	17.5	415-92
pull rope reinforcement	A	0.5	415-95

Recommended foundation dimensions:
main support:
width 550 x 550 mm, depth 900 mm
supporting post:
width 400 x 400 mm, depth 900 mm



Manual barrier with gas pressure spring and swing post

Manual barrier

with pneumatic spring and swing post

Main support: steel construction 120 x 80 mm square tube with base plate 360 x 360 x 8 mm for plugging down, incl. 4 holes Ø 20 mm for anchors, hot-dip galvanized and powder-coated red, barrier arm can be fixed in open and closed position,

barrier arm: thick-walled Ø 80 mm aluminium tube, powder-coated white with red reflecting stripes,
locking mechanism: at the main support,
total width: clear width + approx.180 mm

			for padlock	with triangular lock	with Euro profile cylinder lock
clear width in mm	FC	kg	part no.	part no.	part no.
3000	C	45.5	415-31VPB	415-31FPB	415-31ZPB
4000	D	48.0	415-41VPB	415-41FPB	415-41ZPB
5000	D	51.0	415-51VPB	415-51FPB	415-51ZPB
6000	D	52.0	415-61VPB	415-61FPB	415-61ZPB
7000	D	55.0	415-71VPB	415-71FPB	415-71ZPB

			triangular locking mechanism and Euro profile cylinder lock at the main support	double profile cylinder lock on the main support
clear width in mm	FC	kg	part no.	part no.
3000	C•	46.5	415-31FZPB	415-31ZZPB
4000	D•	49.5	415-41FZPB	415-41ZZPB
5000	D•	51.5	415-51FZPB	415-51ZZPB
6000	D•	54.5	415-61FZPB	415-61ZZPB
7000	D•	56,5	415-71FZPB	415-71ZZPB

	FC	kg	part no.
set of mounting bolts type 2 to be fixed by plugs	A•	0.2	470-72
ground socket with ground anchor plate for main support, for casting in concrete, hot-dip galvanized, including bolts M16	A•	12.5	415-91
Euro profile cylinder lock with forced closing	A•	0.5	415-96
pull rope reinforcement	A	2.5	415-95





Compact hand barrier with gas spring.
Main support: Steel construction made of 120 x 80 mm square tube with a 200 x 200 mm base plate for plugging down, including 4 holes (Ø 20 mm) for anchors. Hot-dip galvanized and powder-coated in signal colors with reflective stripes.

barrier arm: heavy-duty aluminum tube 100 x 20 mm, powder-coated in white with red reflective stripes,
features: vertically opening, easy to operate, high visibility due to signal colors and reflective stripes,
height: approx. 950 mm above ground

hot-dip galvanized and coated in white / red

clear width in mm	FC	kg	for padlock part no.	with triangular lock part no.	with Euro profile cylinder lock part no.
1500	B	17.0	4011-151VPB	4011-151FPB	4011-151ZPB
2000	B	17.5	4011-201VPB	4011-201FPB	4011-201ZPB
2500	C	18.0	4011-251VPB	4011-251FPB	4011-251ZPB

hot-dip galvanized and coated in yellow / black

clear width in mm	FC	kg	for padlock part no.	with triangular lock part no.	with Euro profile cylinder lock part no.
1500	B	17.0	4011-151VPBG	4011-151FPBG	4011-151ZPBG
2000	B	17.5	4011-201VPBG	4011-201FPBG	4011-201ZPBG
2500	C	18.0	4011-251VPBG	4011-251FPBG	4011-251ZPBG

Compact hand barrier with gas spring and fixed support post.
Main support: Steel construction made of 120 x 80 mm square tube with a 200 x 200 mm base plate for plugging down, including 4 holes (Ø 20 mm) for anchors. Hot-dip galvanized and powder-coated in signal colors with reflective stripes.

support post: Steel tube 70 x 70 mm with 200 x 200 mm base plate, including 4 holes (Ø 20 mm) for anchors,
barrier arm: Aluminum tube 100 x 20 mm, powder-coated in white with red reflective stripes,
features: Vertically opening, easy to operate, high visibility due to signal colors and reflective stripes,
height: approx. 950 mm above ground

hot-dip galvanized and coated in white / red

clear width in mm	FC	kg	for padlock part no.	with triangular lock part no.	with Euro profile cylinder lock part no.
1500	B	22.5	4011-150VPB	4011-150FPB	4011-150ZPB
2000	B	23.0	4011-200VPB	4011-200FPB	4011-200ZPB
2500	C	23.5	4011-250VPB	4011-250FPB	4011-250ZPB

hot-dip galvanized and coated in yellow / black

clear width in mm	FC	kg	for padlock part no.	with triangular lock part no.	with Euro profile cylinder lock part no.
1500	B	22.5	4011-150VPBG	4011-150FPBG	4011-150ZPBG
2000	B	23.0	4011-200VPBG	4011-200FPBG	4011-200ZPBG
2500	C	23.5	4011-250VPBG	4011-250FPBG	4011-250ZPBG

Swing barrier

barrier can be swiveled horizontally, with two supporting posts. Locking mechanism at the opened or closed barrier at the respective supporting post, fitted for a padlock, triangular locking mechanism acc. to DIN 3223 or Euro profile cylinder lock.

swiveling post: steel tube Ø 102 mm,
barrier arm: steel tube 60 x 40 mm,
supporting post: steel tube 70 x 70 mm,
height: approx. 950 mm above ground

for casting in concrete, hot-dip galvanized

clear width in mm	FC	kg	for padlock part no.	with triangular lock part no.	with Euro profile cylinder lock part no.
2500	C	53.0	413-250V	413-250F	413-250Z
3000	C	56.0	413-300V	413-300F	413-300Z
3500	D	59.5	413-350V	413-350F	413-350Z
4000	D	62.5	413-400V	413-400F	413-400Z
4500	D	65.0	413-450V	413-450F	413-450Z

for casting in concrete, hot-dip galvanized and coated red with white reflecting stripes

clear width in mm	FC	kg	for padlock part no.	with triangular lock part no.	with Euro profile cylinder lock part no.
2500	C	53.0	413-250VB	413-250FB	413-250ZB
3000	C	56.0	413-300VB	413-300FB	413-300ZB
3500	D	59.5	413-350VB	413-350FB	413-350ZB
4000	D	62.5	413-400VB	413-400FB	413-400ZB
4500	D	65.0	413-450VB	413-450FB	413-450ZB

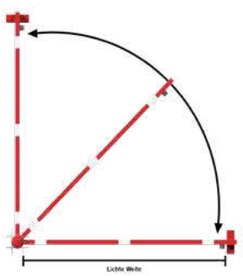



Optionally available with:

Base plate for plugging down:
1 x swiveling post base plate 360 x 360 x 8 mm,
incl. 4 holes Ø 21 mm, hole pitch 260 x 260 mm,
2 x base plates for supporting post 220 x 220 x 8 mm,
incl. 4 holes Ø 21 mm, hole pitch 140 x 140 mm

add letter **P** to part no.

Safety and modern design
for public spaces

Outdoor equipment

Our outdoor equipment includes bicycle racks, barriers and more - developed for functionality and design.

Scooter racks • Bicycle stands / lean-on hoops • Bollard luminaires
• Laundry drying stands • Litter bins • Planters

Barrier posts
Car-park barriers
Ornamental bollards
Stainless steel
Barrier elements
Barrier gates
Outdoor equipment
Work site protection

Scooter - serial parking

with lockable rings for padlock,
square tube cross bar 40 x 40 mm,
total width: 1500 mm,
for 5 places, stand tube to be fixed by screws,
height: approx. 500 mm above ground,
hot-dip galvanized

	FC	kg	part no.
for casting in concrete	A	13.0	421-92
to be fixed by plugs	A	13.0	421-94
for wall mounting	A	11.0	421-96

Scooter - serial parking hoop

with lockable rings for padlock,
height: approx. 500 mm above ground,
hoop made of steel tube Ø 48 mm,
total width: 1500 mm, for 5 places,
total height: approx. 1000 mm,
above ground, hot-dip galvanized

for more info scan
the QR code

	FC	kg	part no.
for casting in concrete	B	15.0	421-98
to be fixed by plugs	B	15.0	421-99

Individual stands

stand of Ø 12 mm round steel
welded to vertical tube
40 x 40 mm,
height: approx. 500 mm above
ground, hot-dip galvanized

for casting in concrete

	FC	kg	part no.
one-side parking	A•	2.5	421-51
two-side parking	A•	4.0	421-52

for plugging down
base plate 100 x 150 mm, 4 holes Ø 10 mm

	FC	kg	part no.
one-side parking	A•	2.5	421-53
two-side parking	A•	4.0	421-54

for wall mounting

	FC	kg	part no.
straight positioning 90°	A•	1.5	421-55
angled positioning 45°	A•	2.5	421-56

Individual stand

made of Ø 20 mm round steel,
hot-dip galvanized,
height: approx. 530 mm,
above ground

Individual stand

	FC	kg	part no.
for casting in concrete	A•	4.0	421-60

Barrier posts
Car-park barriers
Ornamental bollards
Stainless steel
Barrier elements
Barrier gates
Outdoor equipment
Work site protection

Bicycle rack – serial parking

sturdy and weatherproof
parking rack made of Ø 12 mm
round steel with welded square tube
strut 40 x 40 mm,
vertical tube can be fixed by bolts,
height: approx. 500 mm above
ground, for bicycle wheel width up to
55 mm, hot-dip galvanized



bicycle positioning 90 °



model	freestanding construction for casting in concrete		freestanding construction for plugging down		wall brackets for plugging on	
element length in mm	3000		3000		3000	
total length in mm with vertical tube approx. mm	3100 one-side		3100 one-side		3100 one-side	
bicycle positioning	straight 90°	left or right 45°	straight 90°	left or right 45°	straight 90°	left or right 45°
number of spaces	6	6	6	6	6	6
spacing mm	500	500	500	500	500	500
depth of stand approx. mm	2000	1600	2000	1600	2000	1600
part no.	421-02	421-03	421-04	421-05	421-16	421-17
kg	21.0	21.0	20.0	20.0	18.0	18.0
FC	C•	C•	C•	C•	C•	C•

A visually appealing bicycle stand, easy to set up:

- simple installation
- double-sided use possible
- durable due to hot-dip galvanizing and optional coating

Bicycle stand for row installation:

- frame made of square tube
- hoop 19 mm round tube
- height: approx. 330 mm alternating high / low position
- Bicycle tire width up to 55 mm
- depth ca. 500 mm

	FC	kg	galvanized part no.	hot-dip galvanized, coated RAL 9005 part no.
2 bicycles 750 mm	B	7.0	421-20	421-20B
3 bicycles 1050 mm	B	9.5	421-30	421-30B
4 bicycles 1400 mm	B	12.0	421-40	421-40B

Bicycle stand with support bracket
made of 60 x 40 mm steel tube, with support bracket,
width: 500 mm, height: 800 mm

	FC	kg	galvanized part no.	hot-dip galvanized, coated RAL 9005 part no.
2 bicycles 700 mm	B	14.0	421-20H	421-20HB
4 bicycles 1400 mm	B	26.5	421-40H	421-40HB

Bicycle stand as e-bike support bracket
made of steel tube, including 230V power outlet,
width: 500 mm, height: 800 mm

	FC	kg	galvanized part no.	hot-dip galvanized, coated RAL 9005 part no.
2 bicycles 700 mm	B	14.0	421-20HE	421-20HBE
4 bicycles 1400 mm	B	26.5	421-40HE	421-40HBE

Barrier posts
Car-park barriers
Ornamental bollards
Stainless steel
Barrier elements
Barrier gates
Outdoor equipment
Work site protection

Barrier posts
Car-park barriers
Ornamental bollards
Stainless steel
Barrier elements
Barrier gates
Outdoor equipment
Work site protection

Sturdy and space-saving due to alternating high and low racks. Racks can be bolted to form a serial system, with boreholes for anchoring or plugging.

Bicycle parking rack

frame of angular section
hoop 19 mm round tube,
height: approx. 510 mm,
alternating high and low racks,
bicycle wheel width up to 55 mm,
low rack one side: approx. 500 mm,
two-side depth: approx. 600 mm

one-sided rack, hot-dip galvanized
space between bicycles 350 mm

	length in mm	FC	kg	part no.
2 bicycles	750	B	9.5	420-20
3 bicycles	1050	B•	10.5	420-30
4 bicycles	1400	B•	14.5	420-40
5 bicycles	1750	B•	16.5	420-50
6 bicycles	2100	B•	20.0	420-60

two-sided rack, hot-dip galvanized

	length in mm	FC	kg	part no.
2 x 3 bicycles	1050	B	16.0	420-32
2 x 5 bicycles	1750	B	26.0	420-52
2 x 6 bicycles	2100	B	32.0	420-62



one-sided rack 45° left, hot-dip galvanized

	length in mm	FC	kg	part no.
2 bicycles	1130	B	10.0	420-20-45L
3 bicycles	1695	B	14.5	420-30-45L
4 bicycles	2260	B	19.5	420-40-45L

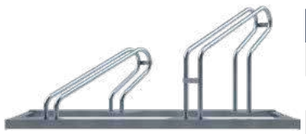

one-sided rack 45° right, hot-dip galvanized

	length in mm	FC	kg	part no.
2 bicycles	1130	B	10.0	420-20-45R
3 bicycles	1695	B	14.5	420-30-45R
4 bicycles	2260	B	19.5	420-40-45R

Bicycle stand with lean-on hoop

frame of angular section,
hoop Ø 19 mm round tube,
high and low rack bicycle,
wheel width up to 55 mm,
lean-on hoop Ø 26.9 mm round tube,
with reinforced side and eyelet,
hoop with plastic coating,
height: approx. 850 mm,
depth: approx. 950 mm

picture: 2 racks 420-20H

one-sided rack, hot-dip galvanized
with lean-on hoop, space between bicycles 350 mm

	length in mm	FC	kg	part no.
2 bicycles	700	B•	15.0	420-20H
4 bicycles	1400	B	30.0	420-40H
6 bicycles	2100	B	45.0	420-60H

Design Bicycle Rack

A visually appealing and easy-to-install bicycle rack.

- suitable for various tire widths,
  three slot widths: 45 mm / 55 mm / 65 mm
- can be used from both sides
- durable thanks to hot-dip galvanization and optional coating

Frame Tube Ø 89 mm
Rack Bracket for Wheel Positioning
Ø 26.9 mm
height: approx. 250 mm
depth: approx. 600 mm
with mounting brackets
for bolting down

	hot-dip galvanized		hot-dip galvanized and coated DB 703
FK	kg	part no.	part no.
B	36.0	4020-15	4020-15B

Barrier posts
Car-park barriers
Ornamental bollards
Stainless steel
Barrier elements
Barrier gates
Outdoor equipment
Work site protection

Lean-on hoop for bicycles

rack made of square tube 80 x 80 mm, with hoops to be screwed on, made of square tube 60 x 40 mm, with base plates, for plugging down, hot-dip galvanized, total height: approx. 950 mm, hoop spacing: approx. 700 mm

depth (bicycle positioning 90°): approx. 1500 mm

Angle of mounting these hoops at your choice, if mounted lean-on hoop in an angle of 45° to the rack, the depth reduces to approx. 1100 mm.

	length in mm	FC	kg	part no.
2 bicycles	1400	B	41.0	4022-20
3 bicycles	2100	B	53.5	4022-30
4 bicycles	2800	B	66.0	4022-40

Lean-on hoop for bicycles

consisting of 3 lean-on hoops, made of steel tube Ø 48 mm, welded on flat steel 60 x 8 mm, length: 1800 mm, hot-dip galvanized, with bores for bolting down, total width: approx. 700 mm, hoop spacing: approx. 750 mm, height: approx. 700 mm.

Flexibly positionable – optionally in a straight or angled position with the screwable version



	FC	kg	part no.
welded	B•	31.0	422-30
screwed	B•	31.0	422-31

Assembly diagram for 422-31, quick and uncomplicated assembly with screws

Bicycle lean-on rack

For more info scan the QR code

with guide rails for screwing on hoops,
height: 800 mm,
hoop spacing: 700 mm,
hot-dip galvanized

Hoop of steel tube Ø 48 mm, width: 800 mm

	length in mm	FC	kg	hot-dip galvanized part no.	hot-dip galvanized and coated DB 703 part no.
2 bicycles	1400	B•	22.5	423-20	423-20B
3 bicycles	2100	B•	34.0	423-30	423-30B
4 bicycles	2800	C•	45.0	423-40	423-40B

Hoop of steel tube 60 x 60 mm, width: 800 mm

	length in mm	FC	kg	hot-dip galvanized part no.	hot-dip galvanized and coated DB 703 part no.
2 bicycles	1400	B•	26.5	424-20	424-20B
3 bicycles	2100	B•	40.0	424-30	424-30B
4 bicycles	2800	C•	53.5	424-40	424-40B

Hoop of flat steel 50 x 12 mm, width: 800 mm

	length in mm	FC	kg	hot-dip galvanized part no.	hot-dip galvanized and coated DB 703 part no.
2 bicycles	1400	B•	32.5	425-20	425-20B
3 bicycles	2100	B•	49.0	425-30	425-30B
4 bicycles	2800	C•	65.0	425-40	425-40B

Round hoop of steel tube Ø 48 mm, width: 460 mm

	length in mm	FC	kg	hot-dip galvanized part no.	hot-dip galvanized and coated DB 703 part no.
2 bicycles	1400	B•	20.5	426-20	426-20B
3 bicycles	2100	B•	30.5	426-30	426-30B
4 bicycles	2800	C•	40.5	426-40	426-40B

Barrier posts
Car-park barriers
Ornamental bollards
Stainless steel
Barrier elements
Barrier gates
Outdoor equipment
Work site protection

Barrier posts
Car-park barriers
Ornamental bollards
Stainless steel
Barrier elements
Barrier gates
Outdoor equipment
Work site protection

With this lean-on hoop you will create an exceptional added value for your customers. You offer a practical securing of the bike and the E-bikes can be charged during your stay with their own charger.

E-bike lean-on hoop

Lean-on hoop made of hot-dip galvanized and powder-coated steel square tube incl. IP 67 output socket 230V with protective cover.

3 row system

bicycle stand as row system,
with rail system for steel tube lean-on hoops (60 x 60 mm),
to be screwed on,
height: 800 mm,
width: 800 mm,
space between bicycles: 700 mm,
hot-dip galvanized and black coated

	FC	kg	part no.
without lockable loading boxes	B•	40.0	424-30BE
with 3 lockable loading boxes	B•	40.0	424-30BEL

Optional highlight:
with practical lockable charging box for all common E-Bike chargers simply lockable by chain lock, spiral cable lock, etc., blue coated

E-bike lean-on hoops

E-bike lean-on hoop

Lean-on hoop made of hot-dip galvanized and powdercoated steel square tube incl. IP 54 output socket 230V with protective cover.

Single hoop

E-bike lean-on hoop with charging station including IP 54 output socket 230V, with protective cover, with lockable charging box, as single hoop made of square tube 100 x 100 mm / 60 x 60mm
width: 800 mm,
total height: 800 mm,
with base plates for plugging down,
hot-dip galvanized and black coated

	FC	kg	part no.
without lockable loading boxes	B•	15.5	454-080PBE
with 3 lockable loading boxes	B•	15.5	454-080PBEL

matching accessories for this product:
plug lock
part no.
454S

- protection against energy theft
- with two keys
- easy mounting

Mobile bicycle rack

Barrier posts
Car-park barriers
Ornamental bollards
Stainless steel
Barrier elements
Barrier gates
Outdoor equipment
Work site protection

for more info scan
the QR code

Advertising medium and customer service combined! Customize your exclusive bicycle rack with your advertisment stickers on the free advertising space or order an individual advertising sign.

Mobile bicycle rack with advertising panel

optionally with charging station for electric bikes, including fixing devices to ensure the stability of the bikes, with transport wheels,
tire widths 6 x up to 55 mm, 3 x up to 45 mm,
galvanized, coated in RAL 9005

	FC	kg	part no.
basic model without plugs	B	32.0	420-80B
model E with 3 x IP54 sockets, 2 x scooter charger holder	B	40.0	420-80BE
advertising sign 1230 x 254 mm printed individually according to your printable file	B	2.0	4W-80

Mobile scooter rack with display panel

optionally with scooter charging station,
6 galvanized parking spaces,
coated in RAL 9005

	FC	kg	part no.
basic model without plugs	B	22.0	420-90B
model E with 3 x IP54 sockets, 2 x scooter charger holder	B	32.0	420-90BE
advertising sign 1230 x 254 mm printed individually according to your printable file	B	2.0	4W-80

Bicycle rack

for more info scan
the QR code

Stylish, universally applicable.
This bicycle rack can be used as a lean-on or as a bicycle parker.

Bicycle racks

square tube 80 x 80 mm,
height: 800 mm

Single parking space, to be fixed by plugs
with base plate 150 x 150 mm

with side hoops made of round tube Ø 48 mm

	FC	kg	part no.
hot-dip galvanized	A	11.5	40880
hot-dip galvanized and matt black coated	A	11.5	40880B

Single parking space, to be fixed by plugs
with base plate 150 x 150 mm,
with side brackets in square tube 40 x 40 mm

	FC	kg	part no.
hot-dip galvanized	A	11.5	40881
hot-dip galvanized and matt black coated	A	11.5	40881B

Bicycle racks

made of square tube 80 x 20 x 2 mm,
height: 800 mm,
width: 95 mm

Single parking space, to be fixed by plugs
with base plate 150 x 150 mm

	FC	kg	part no.
hot-dip galvanized	A•	7.0	458-95P
hot-dip galvanized and matt black coated	A	7.0	458-95PB

Lean-on hoop
easy and safe bicycle rack

Lean-on hoop
for casting in concrete, steel tube Ø 42 mm,
stand opening approx. 170 mm,
total width approx. 250 mm,
total length approx. 1600 mm,
total height approx. 800 mm

	FC	kg	part no.
hot-dip galvanized	B	9.0	422-01

Bicycle lean-on hoop
steel tube Ø 48 mm,
total width: approx. 1400 mm,
height above ground: approx. 850 mm

for casting in concrete

	FC	kg	part no.
hot-dip galvanized	B•	9.0	422-50
hot-dip galvanized and coated DB 703	B	9.0	422-50B

for plugging down
with base plate Ø 150 mm and three Ø 14 mm holes

	FC	kg	part no.
hot-dip galvanized	B	8.0	422-51
hot-dip galvanized and coated DB 703	B	8.0	422-51B

Easy parking of bicycles, theft proof locking,
simple installation, high stability

Bicycle lean-on hoops
steel tube Ø 60 x 2.5 mm,
with cross tubes Ø 42 x 2.5 mm,
total width: 800 mm,
total height: 1300 mm

with flat head, for casting in concrete

	FC	kg	part no.
hot-dip galvanized	B	12.8	422-60
hot-dip galvanized and coated DB 703	B	12.8	422-60B

with ball head, for casting in concrete

	FC	kg	part no.
hot-dip galvanized	B	13.2	422-61
hot-dip galvanized and coated DB 703	B	13.2	422-61B

Lean-on hoop
for casting in concrete, can be used on both sides vertical steel tubes Ø 60 mm,
tubular frame Ø 48 mm, completely welded,
total length: 1425 mm,
height above ground: approx. 900 mm

	FC	kg	part no.
hot-dip galvanized	B	19.1	422-10

Also available with:

base plate 100 x 150 mm (the total height changes to 800 mm)	add the letter **P** to the part-no.

Barrier posts
Car-park barriers
Ornamental bollards
Stainless steel
Barrier elements
Barrier gates
Outdoor equipment
Work site protection

Modern design meets durable materials:
This series combines elegantly crafted steel with premium Kambala wood, offering high comfort for both public and private outdoor spaces. Weather-resistant, stable, and timeless

Park Bench

Seating bench with a frame made of flat steel 80 x 10 mm, hot-dip galvanized and coated in DB 703, wood slats 80 x 40 mm made of weather-resistant hardwood (Kambala, FSC-certified)
width: 1800 mm
seat height: 450 mm
seat depth: 420 mm
Delivery condition: Pre-assembled, easy final assembly on-site

	FC	kg	part no.
without backrest	B	50.0	4B118HB
with backrest	B	55.0	4B118RB

Flat bar steel hoop with wooden cover

80 x 12 mm,
width: 750 mm,
height: 1200 mm,
hot-dip galvanized,
coated DB 703

	FC	kg	part no.
for casting in concrete	B	25.0	4H52-075B
to be fixed by plugs	B	20.5	4H52-075BP

Flat bar Steel

made of steel tube, 70 x 10 mm, hot-dip galvanized and optionally powder-coated in DB 703, bent with a 10 mm radius

for casting in concrete
total height: 1100 mm

without cross bar			hot-dip galvanized	hot-dip galvanized and coated DB 703
total width in mm	FC	kg	part no.	part no.
600	B•	15.0	4257-060	4257-060B
800	B•	16.5	4257-080	4257-080B

with cross bar			hot-dip galvanized	hot-dip galvanized and coated DB 703
total width in mm	FC	kg	part no.	part no.
600	B•	18.0	4258-060	4258-060B
800	B•	19.5	4258-080	4258-080B

Indentation inward

to be fixed by plugs
total height: 800 mm

without cross bar			hot-dip galvanized	hot-dip galvanized and coated DB 703
total width in mm	FC	kg	part no.	part no.
600	B•	15.0	4257-060PI	4257-060PIB
800	B•	16.5	4257-080PI	4257-080PIB

with cross bar			hot-dip galvanized	hot-dip galvanized and coated DB 703
total width in mm	FC	kg	part no.	part no.
600	B•	18.0	4258-060PI	4258-060PIB
800	B•	18.5	4258-080PI	4258-080PIB

Barrier posts
Car-park barriers
Ornamental bollards
Stainless steel
Barrier elements
Barrier gates
Outdoor equipment
Work site protection

Barrier posts
Car-park barriers
Ornamental bollards
Stainless steel
Barrier elements
Barrier gates
Outdoor equipment
Work site protection

Lean-on hoop

made of steel tube,
for casting in concrete,
hot-dip galvanized and optionally
powder-coated in DB 703,
total height: approx. 1200 mm

Square tube 80 x 20 mm

without cross bar			hot-dip galvanized	hot-dip galvanized and coated DB 703
total width in mm	FC	kg	part no.	part no.
450	B•	8.5	458-045	458-045B
750	B•	9.5	458-075	458-075B
1000	B•	10.0	458-100	458-100B

with cross bar			hot-dip galvanized	hot-dip galvanized and coated DB 703
total width in mm	FC	kg	part no.	part no.
450	V•	10.0	459-045	459-045B
750	B•	11.5	459-075	459-075B
1000	B•	13.0	459-100	459-100B

with cross bar (small distance)			hot-dip galvanized	hot-dip galvanized and coated DB 703
total width in mm	FC	kg	part no.	part no.
450	V	10.0	459-145	459-145B
750	B	11.5	459-175	459-175B
1000	B	13.0	459-110	459-110B

Lean-on hoop

made of steel tube,
for casting in concrete,
hot-dip galvanized and optionally
powder-coated in DB 703,
total height: approx. 1200 mm

Square tube 60 x 60 mm

without cross bar			hot-dip galvanized	hot-dip galvanized and coated DB 703
Total width	FC	kg	part no.	part no.
450	V•	10.0	454-045	454-045B
750	B•	11.0	454-075	454-075B
1000	B•	11.5	454-100	454-100B

with cross bar			hot-dip galvanized	hot-dip galvanized and coated DB 703
Total width	FC	kg	part no.	part no.
450	B•	11.0	455-045	455-045B
750	B•	13.0	455-075	455-075B
1000	B•	15.0	455-100	455-100B

Square tube 60 x 40 mm

with cross bar			hot-dip galvanized	hot-dip galvanized and coated DB 703
Total width	FC	kg	part no.	part no.
450	B•	10.0	456-045	456-045B
750	B•	11.5	456-075	456-075B
1000	B•	12.5	456-100	456-100B

with cross bar			hot-dip galvanized	hot-dip galvanized and coated DB 703
Total width	FC	kg	part no.	part no.
450	B•	12.0	457-045	457-045B
750	B•	14.0	457-075	457-075B
1000	B•	16.0	457-100	457-100B

Also available with:

base plate 100 x 150 mm (the total height changes to 800 mm)	add the letter **P** to the part-no.

Barrier posts
Car-park barriers
Ornamental bollards
Stainless steel
Barrier elements
Barrier gates
Outdoor equipment
Work site protection

Barrier posts
Car-park barriers
Ornamental bollards
Stainless steel
Barrier elements
Barrier gates
Outdoor equipment
Work site protection

Lean-on hoop

of flat bar steel, for casting in concrete, hot-dip galvanized and optionally powder-coated in DB 703,
total height: approx. 1200 mm

Flat bar steel 50 x 12 mm

without cross bar			hot-dip galvanized	hot-dip galvanized and coated DB 703
total width in mm	FC	kg	part no.	part no.
450	B•	13.0	450-045	450-045B
750	B•	14.5	450-075	450-075B
1000	B•	16.0	450-100	450-100B

with cross bar			hot-dip galvanized	hot-dip galvanized and coated DB 703
total width in mm	FC	kg	part no.	part no.
450	B•	15.0	451-045	451-045B
750	B•	18.0	451-075	451-075B
1000	B•	20.5	451-100	451-100B

Flat bar steel 80 x 12 mm

without cross bar			hot-dip galvanized	hot-dip galvanized and coated DB 703
total width in mm	FC	kg	part no.	part no.
450	B•	21.0	452-045	452-045B
750	B•	23.5	452-075	452-075B
1000	B•	25.5	452-100	452-100B

with cross bar			hot-dip galvanized	hot-dip galvanized and coated DB 703
total width in mm	FC	kg	part no.	part no.
450	B•	24.5	453-045	453-045B
750	B•	29.0	453-075	453-075B
1000	B•	33.0	453-100	453-100B

Bicycle lean-on hoops

Lean-on hoop

of flat bar steel, curved layout, for casting in concrete hot-dip galvanized and optionally powdercoated in DB 703,
over all height: approx. 1200 mm

Flat bar steel 50 x 12 mm

without cross bar			hot-dip galvanized	hot-dip galvanized and coated DB 703
Total width	FC	kg	part no.	part no.
750	B•	14.5	4050-075	4050-075B
1000	B•	16.0	4050-100	4050-100B

with cross bar			hot-dip galvanized	hot-dip galvanized and coated DB 703
Total width	FC	kg	part no.	part no.
750	B	18.0	4051-075	4051-075B
1000	B	20.5	4051-100	4051-100B

Flat bar steel 80 x 12 mm

without cross bar			hot-dip galvanized	hot-dip galvanized and coated DB 703
Total width	FC	kg	part no.	part no.
750	B•	23.0	4052-075	4052-075B
1000	B•	25.0	4052-100	4052-100B

with cross bar			hot-dip galvanized	hot-dip galvanized and coated DB 703
Total width	FC	kg	part no.	part no.
750	B	29.0	4053-075	4053-075B
1000	B	33.0	4053-100	4053-100B

Also available with:

base plate 100 x 150 mm (the total height changes to 800 mm)	add the letter P to the part-no.

Lean-on hoop

made of steel tube for casting in concrete, hot-dip galvanized and optionally powder-coated in DB 703, total height: approx. 1200 mm, with joist made of flat steel 30 x 5 mm

Flat steel 80 x 12 mm

without cross bar, for casting in concrete

			hot-dip galvanized	hot-dip galvanized and coated DB 703
total width in mm	FC	kg	part no.	part no.
450	B	21.0	4152-045	4152-045B
750	B	23.5	4152-075	4152-075B
1000	B	25.5	4152-100	4152-100B

Lean-on and barrier hoop

steel tube Ø 48 x 2.5 mm, mitre welded

without cross bar, for casting in concrete

			hot-dip galvanized	hot-dip galvanized and coated DB 703
total width in mm	FC	kg	part no.	part no.
500	B•	8.0	447-09	447-09B
700	B•	8.5	447-11	447-11B
1000	B•	9.5	447-12	477-12B
1200	B•	10.0	447-13	447-13B

with cross bar, for casting in concrete

			hot-dip galvanized	hot-dip galvanized and coated DB 703
total width in mm	FC	kg	part no.	part no.
500	B•	9.0	447-19	447-19B
700	B•	10.0	447-21	447-21B
1000	B•	13.0	447-22	447-23B
1200	B•	14.0	447-23	447-23B

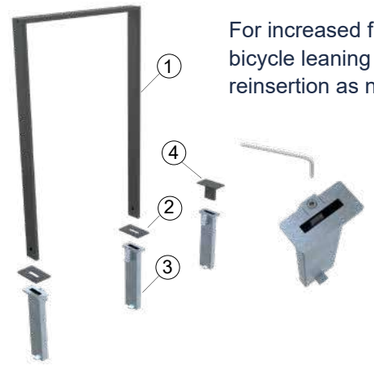

For increased flexibility: Suitable ground sockets for our bicycle leaning brackets allow for easy removal and reinsertion as needed

1. lean-on hoops for bicycles series 450/452/458
2. ground rosette
3. ground socket with clamp
4. cover

Ground socket

Ground socket with locking mechanism for square tubes

for lean-on hoops of flat bar steel and square tube, **total length:** approx. 400 mm

hot-dip galvanized

	FC	kg	part no.
for 50 x 12 mm / 50 x 10 mm square tube	A	3.4	450-41
for 80 x 12 mm / 80 x 10 mm square tube	A	3.4	452-41
for 80 x 20 mm square tube	A	3.4	458-41

Rosettes

			hot-dip galvanized	hot-dip galvanized and coated DB 703
total width	kg	FC	part no.	part no.
for 50 x 12 mm / 50 x 10 mm square tube	0.7	A	450R	450RB
for 80 x 12 mm / 80 x 10 mm square tube	0.7	A	452R	452RB
for 80 x 20 mm square tube	0.7	A	458R	458RB

Cover caps

			hot-dip galvanized	hot-dip galvanized and coated DB 703
total width	kg	FC	part no.	part no.
for 50 x 12 mm / 50 x 10 mm square tube	1.2	A	450-20	450-20B
for 80 x 12 mm / 80 x 10 mm square tube	1.2	A	452-20	452-20B
for 80 x 20 mm square tube	1.2	A	458-20	458-20B

Cargo-Bike lean-on hoop

for plugging down with swivelling holding devices to secure the bicycles (cargo bikes), with lasered logo, hot-dip galvanized, coated RAL 9005

length in mm	FC	kg	part no.
800	B	16.0	4021-20B

Barrier posts
Car-park barriers
Ornamental bollards
Stainless steel
Barrier elements
Barrier gates
Outdoor equipment
Work site protection

Bollard luminaires

bollard luminaires allow squares and paths to be clearly defined, matching our large range of bollards, this robust bollard luminaire made of tubular steel is the perfect complement, to set highlights in the surroundings

Bollard light
tubular steel Ø 152 mm, total height 1000 mm,
hot-dip galvanized, powder-coated,
fixing: for plugging down,
voltage: 230V AC 50Hz, power: 12W,
light output: 1050 lm,
color temperature: 4.000 K,
light color: white,
beam angle: 180º,
protection class: IP 54

Color	FC	kg	satin part no.	clear part no.
black structured	A	16.0	40156EBMS	40156EBKS
rusty optic	A	16.0	40156EBMR	40156EBKR
anthracite DB703	A	16.0	40156EBMD	40156EBKD

on request:
Bollard light
incl. socket insert

Laundry drying stands in different shapes

Laundry drying stand Y-shape made of steel tube Ø 60 mm,
cross tube with 8 round pins Ø 10 x 40 mm,
total width: 1500 mm
total height: 2500 mm

	FC	kg	part no.
with ground anchor. hot-dip galvanized	C•	18.5	419-400

Laundry drying stand T-shape steel tube Ø 60 mm,
cross tube with 8 round pins Ø 10 x 40 mm,
total width: 1500 mm, t-connector, 2-part with bolt M10
total height: 2500 mm

	FC	kg	part no.
with ground anchor. hot-dip galvanized	C	14.0	419-450

Laundry drying stand

consisting of:
2 fixed posts with ground anchor,
total height: 2500 mm,
cross tube with welded, bent hooks,
hot-dip galvanized,
spacing approx. 500 mm,
2 T-connectors,
2-part with bolt M10,
2 plastic cap

cross tube 2500 mm	FC	kg	steel tube Ø 48 mm part no.	steel tube Ø 60 mm part no.
5 hooks, one-sided	C	23.5	419-4425	419-4625
without hooks	C	22.0	419-4525	419-4725

cross tube 3000 mm	FC	kg	steel tube Ø 48 mm part no.	steel tube Ø 60 mm part no.
6 hooks, one-sided	C	26.0	419-4430	419-4630
without hooks	C	23.5	419-4530	419-4730

cross tube 3500 mm	FC	kg	steel tube Ø 48 mm part no.	steel tube Ø 60 mm part no.
7 hooks, one-sided	C	27.5	419-4435	419-4635
without hooks	C	25.0	419-4535	419-4735

cross tube 4000 mm	FC	kg	steel tube Ø 48 mm part no.	steel tube Ø 60 mm part no.
8 hooks, one-sided	D	29.0	419-4440	419-4640
without hooks	D	26.5	419-4540	419-4740

Ø 8 mm

extra charge for additional hooks	FC	part no.
each bent hook, pc.	A	419-460

Litter bins for fixing on walls or posts

Litter bin oval

content approx. 45 l, complete with bracket and wrench,
height approx. 600 mm, depth 260 mm, width 410 mm,
lockable bottom flap for emptying, optional „nice guy“ sticker

	FC	kg	part no.
hot-dip galvanized	A•	8.5	4029
fixed to post Ø 60 x 1300 mm	A	13.5	4129
hot-dip galvanized and coated RAL 6005	A	8.5	4029B
fixed to post Ø 60 x 1300 mm	A	13.5	4129B

„Nice guy“ sticker

	part no.
translucent / black	4021
translucent / white	4022
universal fastening tape (1 unit = 2 pieces) each bin requires 2 tapes, galvanized	4023

Litter bin approx. 35 l

with bracket and wrench, height 450 mm, Ø 320 mm

	FC	kg	part no.
hot-dip galvanized	A•	6.0	4030
fixed to post Ø 60 x 1300 mm	A	9.5	4130
hot-dip galvanized and coated DB 703	A	6.0	4030B
fixed to post Ø 60 x 1300 mm	A	9.5	4130B

Litter bin approx. 40 l, with ashtray

including bracket and wrench, height approx. 530 mm, width 340 mm, depth 380 mm,
two side openings, lockable bottom flap for emptying

	FC	kg	part no.
hot-dip galvanized	A•	9.0	4024
fixed to post Ø 60 x 1300 mm	A	15.0	4124
hot-dip galvanized and coated DB 703	A	9.0	4024B
fixed to post Ø 60 x 1300 mm	A	15.0	4124B

Free-standing litter bin, approx. 50 l

with lid, Ø 360 mm, height 500 mm, with mounting post 60 x 60 x 1500 mm and triangular wrench

	FC	kg	part no.
hot-dip galvanized, without insert container	B•	18.0	4034
hot-dip galvanized. with insert container	B	21.2	4234
hot-dip galvanized and coated DB 703, without insert container	B	18.0	4034B
hot-dip galvanized and coated DB 703, with insert container	B	21.2	4234B

Inside container

for part-no. 4034, Ø 330 mm, height 440 mm

	FC	kg	part no.
hot-dip galvanized	A•	3.2	4034E

Litter bins for fixing on walls or posts

Litter bin, kidney shape

wire, height approx. 430 mm, content approx. 27 l, Ø approx. 210 x 400 mm, complete with rail bracket and square wrench part-no. 4037

	FC	kg	part no.
hot-dip galvanized	A•	3.2	4027
fixed to post Ø 60 x 1300 mm	A	8.2	4127

Square litter bin with cover

no perforation, content approx. 40 l, complete with brackets and wrench container size: 440 x 310 x 310 mm

	FC	kg	part no.
hot-dip galvanized	A•	15.0	4036
fixed to post Ø 60 x 1300 mm	A	18.0	4136
hot-dip galvanized and coated RAL 6005	A	15.0	4036B
fixed to post Ø 60 x 1300 mm	A	18.0	4136B

Square litter bin with cover

no perforation. content approx. 40 l, including ashtray,
complete with bracket and wrench, container size: 440 x 310 x 310 mm

	FC	kg	part no.
hot-dip galvanized	A•	13.5	4035
fixed to post Ø 60 x 1300 mm	A	18.0	4135
hot-dip galvanized and coated RAL 6005	A	13.5	4035B
fixed to post Ø 60 x 1300 mm	A	18.0	4135B

Round ashtray for fixing on walls or posts

with bracket, wrench and sticker, content approx. 4 l, Ø 200 mm, height 135 mm

	FC	kg	part no.
hot-dip galvanized with perforated bottom for water drainage	A•	3.0	4066
fixed to post Ø 60 x 1300 mm	A	8.0	4166
hot-dip galvanized and coated DB 703	A	3.0	4066B
fixed to post Ø 60 x 1300 mm	A	8.0	4166B

Round ashtray with cover for fixing on walls or posts

with bracket, wrench and sticker, content approx. 4 l, Ø 200 mm, height 290 mm

	FC	kg	part no.
hot-dip galvanized with perforated bottom for water drainage	A•	4.5	4067
fixed to post Ø 60 x 1300 mm	A	9.5	4167
hot-dip galvanized and coated DB 703	A	4.5	4067B
fixed to post Ø 60 x 1300 mm	A	9.5	4167B

Triangular socket wrench, 8 mm

FC	kg	part no.
A	0.2	4038

Triangular wrench, 8 mm

FC	kg	part no.
A	0.1	4039

Square wrench, 6 mm

	FC	kg	part no.
for litter bin part-no. 4027	A•	0.2	4037

Plant containers – for a green and attractive design of the cityscape
whether in front of buildings, in parking areas or along sidewalks – our plant containers add vibrant accents to urban spaces and create an inviting atmosphere

Planters
vertical round tubes Ø 60 mm,
horizontal steel tube 30 x 30 mm,
with side sheet steel and bottom plate,
hot-dip galvanized and coated DB 703,
outside dimension: 640 x 640 mm,
inside dimension: 520 x 520 mm,
depth: 500 mm (container),
height: with ball head 680 mm,
with flat head 600 mm

	FC	kg	part no.
with ball head	B	55.0	4025-10B
with flat head	B	55.0	4025-20B

Planters
vertical round tubes Ø 76 mm,
with side sheet steel and bottom plate
hot-dip galvanized and coated DB 703,
outside dimension: 880 x 880 mm,
inside dimension: 700 x 700 mm,
depth: 500 mm (container),
height: with ball head 680 mm

	FC	kg	part no.
with ball head	B	67.0	4025-70PB

Security for the company premises

Work site protection

From impact protection posts to access control – our site security program provides comprehensive protection for critical areas.

Barrier posts • Chain posts / accessories • Protective hoops
• Protective railings • Crash guards • Warning and protection profiles

Barrier posts

steel tube Ø 60, Ø 76 mm
with welded steel cap,
approx. 900 mm above ground,
hot-dip galvanized and yellow
coated with black stripes

stationary for casting concrete
with ground anchor

	diameter in mm	FC	kg	part no.
hot-dip galvanized and coated yellow with three black stripes	Ø 60	A•	4.9	460BG
	Ø 76	A•	7.0	476BG



stationary to be fixed by plugs
with base plate 100 x 150 mm,
total length: 900 mm

	diameter in mm	FC	kg	part no.
hot-dip galvanized and coated yellow with three black stripes	Ø 60	A•	4.0	460PBG
	Ø 76	A•	5.1	476PBG

suitable fastening material for this product:
set of mounting bolts type 1
part no.: 470-71
further accessories **from page 55**

Barrier posts

steel tube Ø 89, 70 x 70 mm
with welded steel cap,
approx. 900 mm above ground,
hot-dip galvanized and yellow
coated with black stripes

stationary for casting concrete
with ground anchor

	dimensions in mm	FC	kg	part no.
hot-dip galvanized and coated yellow with three black stripes	Ø 89	A•	8.8	489BG
	70 x 70	A•	7.2	470BG



stationary to be fixed by plugs
with base plate 100 x 150 mm,
total length: 900 mm

	dimensions in mm	FC	kg	part no.
hot-dip galvanized and coated yellow with three black stripes	Ø 89	A•	6.7	489PBG
	70 x 70	A•	5.6	470PBG

suitable fastening material for this product: set of mounting bolts type 1
part no.: 470-71
further accessories **from page 55**

also available in white / red,
see barrier posts **pages 21**

color variants, reflection classes,
and customization, **see pages 6 - 7**

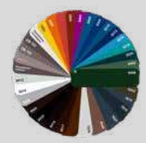

Barrier posts
Car-park barriers
Ornamental bollards
Stainless steel
Barrier elements
Barrier gates
Outdoor equipment
Work site protection

Barrier posts
Car-park barriers
Ornamental bollards
Stainless steel
Barrier elements
Barrier gates
Outdoor equipment
Work site protection

Barrier posts

steel tube Ø 76, Ø 89, 70 x 70 mm
with welded steel cap,
approx. 1000 mm above ground,
hot-dip galvanized and coated
yellow, with black stripes

crash-proof – tiltable!

statonary sides tiltable
with base plate 220 x 220 mm,
for plugging down, without cover

	dimensions in mm	FC	kg	part no.
hot-dip galvanized and coated yellow with three black stripes	Ø 76	A	8.9	476NPBG
	Ø 89	A	10.2	489NPBG
	70 x 70	A	9.5	470NPBG

Cover
Ø 200 mm, for barrier post tiltable

part no.
477-10BG

suitable fastening material for this product:
set of mounting bolts type 2
part no.: 470-72
further accessories from **page 55**

Barrier posts of steel tube Ø 76, 89, 70 x 70 mm

Barrier posts

steel tube Ø 76, Ø 89, 70 x 70 mm,
with welded steel cap, approx. 1000 mm
above ground, hot-dip galvanized and
coated yellow, with black stripes

for more info
scan the QR code

removable!

476APBG

470APBG

detachable removable, fixed by plugs
with base plate 150 x 180 mm,
locked by hexagon socket screw

	dimensions in mm	FC	kg	part no.
hot-dip galvanized and coated yellow with three black stripes	Ø 76	A	6.8	476APBG
	Ø 89	A	8.0	489APBG
	70 x 70	A	7.2	470APBG

suitable fastening material for this product:
set of mounting bolts type 1
part no.: 470-71
further accessories from **page 55**

Steel tube bollards
Ø 152 x 3.2 mm
with welded steel cap

40151BG

stationary for casting concrete

	total length in mm	FC	kg	part no.
hot-dip galvanized	1200	A•	13.3	40150
	1500	B•	16.5	40151
	2000	B•	21.9	40152
hot-dip galvanized and coated yellow with three black stripes	1200	A•	15.0	40150BG
	1500	B•	16.5	40151BG
	2000	B•	21.9	40152BG

Removable caps for filling bollards with concrete

steel cap, bolted
replaces welded steel cap

add letter **L** to part no.

steel cap with concrete anchor
replaces welded steel cap

add letter **A** to part no.

40153BG

for plugging down with base plate 220 x 220 mm

	total length in mm	FC	kg	part no.
hot-dip galvanized	1000	A•	13.9	40153
hot-dip galvanized and coated yellow with three black stripes	1000	A•	13.9	40153BG

also available in white / red,
see barrier posts **pages 24**

color variants, reflection classes,
and customization, **see pages 6 - 7**

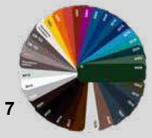

40151HBG

Steel tube bollards
Ø 152 x 3,2 mm, with welded steel cap,
including ground socket part no. 40151-10,
approx. 500 mm above ground

removable without locking mechanism

	total length in mm	FC	kg	part no.
hot-dip galvanized	1500	B	26.0	40151H
	2000	B	32.0	40152H
hot-dip galvanized and coated yellow with three black stripes	1500	B	26.0	40151HBG
	2000	B	32.0	40152HBG

40151FBG

Steel tube bollards
Ø 152 x 3,2 mm, with welded steel cap,
height above ground 1000 mm,
incl. ground socket part no. 470-10,
approx. 500 mm above ground

removable with triangular locking mechanism

	total length in mm	FC	kg	part no.
hot-dip galvanized	1500	B	20.1	40151F
hot-dip galvanized and coated yellow with three black stripes	1500	B	20.1	40151FBG

40153NPBG

Flexible, tiltable steel tube bollards
Ø 152 x 3,2 mm, with welded steel cap

for plugging down with base plate 360 x 360 mm

	total length in mm	FC	kg	part no.
hot-dip galvanized	1000	A	23.0	40153NP
hot-dip galvanized and coated yellow with three black stripes	1000	A	23.0	40153NPBG

suitable fastening material for this product:
set of mounting bolts type 2
part no.: 470-72
further accessories **from page 55**

These heavy bollards can be used as crash guard, particularly in front of entrances, halls, gas stations, etc. They can also protect roof overhangs or serve as guiding bollards in front of ramps, gates, etc.



Steel tube bollards
Ø 193 x 3.6 mm,
with welded steel cap

40191BG

40193BG

stationary for casting in concrete

	total length in mm	FC	kg	part no.
hot-dip galvanized	1200	A•	20.9	40190
	1500	B•	26.0	40191
	2000	B•	34.4	40192
hot-dip galvanized and coated yellow three with black stripes	1200	A	20.9	40190BG
	1500	B•	26.0	40191BG
	2000	B•	34.4	40192BG

Removable caps for filling bollards with concrete

steel cap, bolted
replaces welded steel cap
add letter **L** to part no.

steel cap with concrete anchor
replaces welded steel cap
add letter **A** to part no.

for plugging down with base plate 360 x 360 mm

	total length in mm	FC	kg	part no.
hot-dip galvanized	1000	A•	23.6	40193
hot-dip galvanized and coated yellow with three black stripes	1000	A•	23.6	40193BG

suitable fastening material for this product:
set of mounting bolts type 2
part no.: 470-72
further accessories **from page 55**

Steel tube bollards Ø 193 mm

Steel tube bollards
removable for temporary detach

40191HBG

Steel tube bollards
Ø 193 x 3.6 mm, with welded steel cap,
incl. ground socket part no. 40191-10
approx. 500 mm above ground
removable without locking mechanism

	total length in mm	FC	kg	part no.
hot-dip galvanized	1500	B	38.0	40191H
	2000	B	50.0	40192H
hot-dip galvanized and coated yellow with three black stripes	1500	B	38.0	40191HBG
	2000	B	50.5	40192HBG

40191FBG

Steel tube bollards
Ø 193 x 3.6 mm, with welded steel cap,
height above ground: 1000 mm
incl. ground socket part no. 470-10
approx. 500 mm above ground
removable with triangular locking mechanism

	total length in mm	FC	kg	part no.
hot-dip galvanized	1500	B	23.6	40191F
hot-dip galvanized and coated yellow with three black stripes	1500	B	23.6	40191FBG

also available in white / red,
see barrier posts **pages 26**

color variants, reflection classes,
and customization, **see pages 6 - 7**

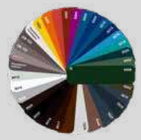

Steel tube bollards Ø 273 mm

Steel tube bollards

Ø 273 x 5.0 mm,
with welded steel cap

40271

40273BG

stationary for casting in concrete

	total length in mm	FC	kg	part no.
hot-dip galvanized	1500	B	51.1	40271
	2000	B	67.6	40272
hot-dip galvanized and coated yellow with three black stripes	1500	B	51.1	40271BG
	2000	B	67.6	40272BG

Removable caps for filling bollards with concrete

steel cap with concrete anchor
replaces welded steel cap

add letter **A** to the part no.

for plugging down with base plate 360 x 360 mm

	total length in mm	FC	kg	part no.
hot-dip galvanized	1500	B	58.9	40273
hot-dip galvanized and coated yellow with three black stripes	1500	B	58.9	40273BG

suitable fastening material for this product:
set of mounting bolts type 2
part no.: 470-72
further accessories **from page 55**

Steel tube bollards Ø 323 mm

These heavy bollards can be used as crash guard, particularly in front of entrances, halls, gas stations, etc.
They can also protect roof overhangs or serve as guiding bollards in front of ramps, gates, etc.

Steel tube bollards

Ø 323 x 5.0 mm,
with welded steel cap

40321BG

stationary for casting in concrete

	total length in mm	FC	kg	part no.
hot-dip galvanized	1500	B	60.0	40321
	2000	B	80.5	40322
	2400	B	96.0	40324
hot-dip galvanized and coated yellow with three black stripes	1500	B	60.0	40321BG
	2000	B	80.5	40322BG
	2400	B	96.0	40324BG

Removable caps for filling bollards with concrete

steel cap with concrete anchor
replaces welded steel cap

add letter **A** to the part no.

also available in white / red,
see barrier posts **pages 29**

color variants, reflection classes,
and customization, **see pages 6 - 7**

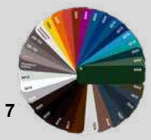

Steel tube bollards,

Ø 152 x 3.2 mm, with welded steel cap,
total length: 1500 mm, stationary for plugging down

	signal	FC	kg	part no.
hot-dip galvanized	without signal	B	35.3	401530N
	with signal	B	35.5	401535SN
hot-dip galvanized and coated yellow with three black stripes	without signal	B	35.3	401535NBG
	with signal	B	35.5	401535SNBG

401530NBG

for more info
scan the QR code

This tiltable bollard is designed for high impact loads and automatically returns to its original position when the load is removed.

Provides protection in the warehouse and minimizes impact damage to the hall floor and the vehicle.

also available in white / red,
see barrier posts **pages 30**

color variants, reflection classes,
and customization, **see pages 6 - 7**

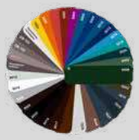

Truck entry aid

angled made of Ø 152.4 mm round tube,
total length: approx. 3000 mm, for plugging down

hot-dip galvanized

	FC	kg	part no.
left side	C	49.0	40157L
right side	C	49.0	40157R

hot-dip galvanized, and white coated with red reflecting stripes

	FC	kg	part no.
left side	C	49.0	40157LB
right side	C	49.0	40157RB

hot-dip galvanized and yellow coated with black stripes

	FC	kg	part no.
left side	C	49.0	40157LBG
right side	C	49.0	40157RBG

Truck entry aid

straight, can also be used as extension element made of Ø 152.4 mm round tube,
total length: approx. 3600 mm,
for plugging down

	FC	kg	part no.
hot-dip galvanized	C	54.0	40157G

	FC	kg	part no.
hot-dip galvanized, white coated, with red reflecting stripes	C	54.0	40157GB

	FC	kg	part no.
hot-dip galvanized and yellow coated with black stripes	C	54.0	40157GBG

Barrier posts
Car-park barriers
Ornamental bollards
Stainless steel
Barrier elements
Barrier gates
Outdoor equipment
Work site protection

Barrier chain of steel, unwelded

wire thickness 6 mm, packing unit 10 m

	FC	kg	part no.
hot-dip galvanized	A•	6.0	430-66
galvanized und yellow / black coated	A•	6.0	430-67B

Barrier chain of steel, unwelded

wire thickness 7 mm, packing unit 10 m

	FC	kg	part no.
hot-dip galvanized	A•	9.0	430-10
galvanized und yellow / black coated	A•	9.0	430-20B

S-hook	FC	part no.
galvanized	A•	430-11
galvanized and yellow coated	A•	430-11BR
galvanized and black coated	A•	430-11BW
Connection link		**part no.**
galvanized	A•	430-09
galvanized and yellow coated	A•	430-09BR
galvanized and black coated	A•	430-09BW
Shackle		**part no.**
galvanized	A•	430-12
galvanized and yellow coated	A•	430-12BR
galvanized and black coated	A•	430-12BW

Plastic barrier chain,

packing unit 25 m

	FC	kg	part no.
6 mm, yellow / black	A•	2.0	430-06
8 mm, yellow / black	A•	2.5	430-30

Plastic connection link

	FC	part no.
yellow, 6 mm	A•	430-07G
black, 6 mm	A•	430-07S
yellow, 8 mm	A•	430-16G
black, 8 mm	A•	430-16S

Plastic hook link

	FC	part no.
yellow, 6 mm	A•	430-08G
black, 6 mm	A•	430-08S
yellow, 8 mm	A•	430-17G
black, 8 mm	A•	430-17S

for further chains and accessories **see pages 56 - 57**

460KBS

Movable chain post as temporary barrier, with high stability for quick setup, can be used outdoors or indoors. Post easy to separate from foot. Simple installation and space-saving storage.

Chain post, heavy

of 60 mm round tube with welded steel cap and eyelets for attaching the chain, height 900 mm, with foot plate of recycled material 400 x 400 x 100 mm, removable

	FC	kg	part no.
hot-dip galvanized, yellow coated, with three black stripes	A•	15.0	460KBS

4040KBS

4041KBS

Plastic chain post

light-weight chain post of plastic material for quick installation, including triangular plastic foot, side length 300 mm, filled with concrete. Plastic tube Ø 40 mm, height 900 mm, with 4 chain holders integrated in the cap

	FC	kg	part no.
yellow / black	A•	3.0	4040KBS

Plastic chain post

with foot Ø 300 mm filled by customer, plastic tube Ø 40 mm, height 900 mm, with 4 chain, holders integrated in the cap

	FC	kg	part no.
yellow / black	A•	2.0	4041KBS

for indoor and outdoor use

Chain post set

version: 6 plastic posts Ø 40 mm, with 4 chain holders integrated in the cap, 10 m plastic chain, 10 connecting links

with concrete-filled triangular plastic feet, side length: 300 mm

	FC	kg	part no.
yellow / black	A•	20.0	4040KBSSET

with concrete-filled round plastic feet, Ø 300 mm

	FC	kg	part no.
yellow / black	A•	14.0	4041KBSSET

also available in red/white and in white / red,
see barrier posts / barrier chains **page 47**

Barrier posts
Car-park barriers
Ornamental bollards
Stainless steel
Barrier elements
Barrier gates
Outdoor equipment
Work site protection

Safety and protection for danger areas (entrances, ramps, separations, etc.) hot-dip galvanized, powder coated yellow with black warning stripes.

Protective hoop with cross bar

round steel tube Ø 48 x 2.5 mm,
height above ground: 1000 mm

			for casting in concrete total height: 1400 mm	for plugging down
total width in mm	FC	kg	part no.	part no.
1000	B	12.5	448-32BG	448-62BG
1500	B	15.5	448-33BG	448-63BG
2000	B	18.5	448-34BG	448-64BG

Protective hoop with cross bar

round steel tube Ø 60 x 2.5 mm,
height above ground: 1000 mm

			for casting in concrete total height: 1400 mm	for plugging down
total width in mm	FC	kg	part no.	part no.
1000	B	15.5	465-32BG	465-62BG
1500	B	19.5	465-33BG	465-63BG
2000	B	23.0	465-34BG	465-64BG

Also available in hot-dip galvanized!
See barrier elements **pages 113**

color variants, reflection classes,
and customization, **see pages 6 - 7**

Safety protection especially for ramps

Protective hoop with cross bar

round steel tube Ø 48 x 2.5 mm,
for wall-mounting, incl. 2 tube sockets type 443-15W, for pluggingg down, removable, without locking mechanism
height above ground: 1000 mm

hot-dip galvanized

total width in mm	height above ground in mm	FC	kg	part no.
700	1200	A•	12.0	448-21W
1000	1200	A•	13.8	448-22W
1200	1200	A•	14.9	448-23W

hot-dip galvanized and coated yellow with black stripes

total width in mm	height above ground in mm	FC	kg	part no.
700	1200	A•	12.0	448-21WBG
1000	1200	A	13.8	448-22WBG
1200	1200	A	14.9	448-23WBG

Protective hoop with cross bar

round steel tube Ø 60 x 2.5 mm,
for wall-mounting, incl. 2 tube sockets type 460-15W for pluggingg down, removable, without locking mechanism,
height above ground: 1000 mm

hot-dip galvanized

total width in mm	height above ground in mm	FC	kg	part no.
700	1200	B•	14.9	465-21W
1000	1200	B•	17.1	465-22W
1200	1200	B•	18.5	465-23W

hot-dip galvanized and coated yellow with black stripes

total width in mm	height above ground in mm	FC	kg	part no.
700	1200	B	14.9	465-21WBG
1000	1200	B	17.1	465-22WBG
1200	1200	B	18.5	465-23WBG

Effective protection for indoor and outdoor areas, warehouses and production halls. To secure work areas and traffic lanes, protect machines, columns and racks.

Anti-nudge hoop

steel tube Ø 76 mm,
hot-dip galvanized,
powdercoated yellow,
with black warning stripes

for casting in concrete

total width in mm	height above ground in mm	FC	kg	part no.
400	250	A	6.5	477-01BG
750	250	B	8.0	477-02BG
1000	250	A	9.5	477-03BG
400	650	B	11.0	477-04BG
750	650	B	13.0	477-05BG
1000	650	B	14.0	477-06BG
400	1150	A	14.5	477-07BG
750	1150	B	16.0	477-08BG
1000	1150	B	17.5	477-09BG

for plugging down

total width in mm	height above ground in mm	FC	kg	part no.
400	250	A	4.0	477-01PBG
750	250	A	6.0	477-02PBG
1000	250	A	7.0	477-03PBG
400	650	A	8.0	477-04PBG
750	650	B	10.0	477-05PBG
1000	650	B	11.0	477-06PBG
400	1150	A	12.5	477-07PBG
750	1150	B	14.5	477-08PBG
1000	1150	B	15.5	477-09PBG

Also available in hot-dip galvanized!
See barrier elements **pages 119**

color variants, reflection classes,
and customization, **see pages 6 - 7**

For protecting warehouse floor
(when crashed, fixation will
not pull out)

Anti-nudge hoop,

flexible, tiltable, steel tube Ø 76 mm,
hoop with base plate 220 x 220 mm,
hot-dip galvanized, powder-coated
yellow, with black warning stripes

flexible tiltable

for plugging down

total width in mm	height above ground in mm	FC	kg	part no.
400	650	A	12.0	477-04NPBG
750	650	B	15.0	477-05NPBG
1000	650	B	17.0	477-06NPBG
400	1150	A	12.0	477-07NPBG
750	1150	B	15.0	477-08NPBG
1000	1150	B	17.0	477-09NPBG

For temporary opening/closing of entrances.
Locked with hexagon socket screws, the hoop
can be detached from the plates and inserted as
needed.

Anti-nudge hoop

flexible, tiltable Steel tube Ø 76 mm
hot-dip galvanized, powder-coated yellow,
with black warning stripes

removable

for plugging down

total width in mm	height above ground in mm	FC	kg	part no.
400	650	A	12.0	477-04APBG
750	650	B	15.0	477-05APBG
1000	650	B	17.0	477-06APBG
400	1150	A	12.0	477-07APBG
750	1150	B	15.0	477-08APBG
1000	1150	B	17.0	477-09APBG

Barrier posts
Car-park barriers
Ornamental bollards
Stainless steel
Barrier elements
Barrier gates
Outdoor equipment
Work site protection

Anti-nudge hoop 90°

equal-sided, steel tube Ø 76 mm hot-dip galvanized and coated yellow, with black stripes

for casting in concrete

total width in mm	height above ground in mm	FC	kg	part no.
350	650	B	19.0	477-30BG
350	1150	B	25.0	477-31BG
600	650	B	22.0	477-60BG
600	1150	B	27.5	477-61BG

for plugging down

total width in mm	height above ground in mm	FC	kg	part no.
350	650	B	13.5	477-30PBG
350	1150	B	21.0	477-31PBG
600	650	B	16.0	477-60PBG
600	1150	B	24.0	477-61PBG

Anti-nudge hoop

double hoop, steel tube Ø 76 mm, hot-dip galvanized and coated yellow with black stripes, total depth: 450 mm

for casting in concrete

total width in mm	height above ground in mm	FC	kg	part no.
750	650	B	28.5	477-68BG
750	1150	B	36.0	477-69BG
1000	650	B	30.0	477-70BG
1000	1150	B	37.5	477-71BG

for plugging down

total width in mm	height above ground in mm	FC	kg	part no.
750	650	B	21.0	477-68PBG
750	1150	B•	31.5	477-69PBG
1000	650	B	22.0	477-70PBG
1000	1150	B•	32.5	477-71PBG

Anti-nudge hoops Ø 76 mm

Anti-nudge hoop 90°

One sided, deep version, steel tube Ø 76 mm, hot-dip galvanized and coated yellow, with black stripes, total depth: 350 mm



for casting in concrete, one side, right

total width in mm	height above ground in mm	FC	kg	part no.
600	650	B	13.5	477-76BG
600	1150	B	17.0	477-77BG

for plugging down, one side, right

total width in mm	height above ground in mm	FC	kg	part no.
600	650	B	13.5	477-76PBG
600	1150	B	17.0	477-77PBG

for casting in concrete, one side, left

total width in mm	height above ground in mm	FC	kg	part no.
600	650	B	13.5	477-76BG
600	1150	B	17.0	477-77BG

for plugging down, one side, left

total width in mm	height above ground in mm	FC	kg	part no.
600	650	B	13.5	477-76PBG
600	1150	B	17.0	477-7BG

Anti-nudge hoop

double-sided, deep version, steel tube Ø 76 mm, hot-dip galvanized and coated yellow with black stripes, total depth: 450 mm

for casting in concrete

total width in mm	height above ground in mm	FC	kg	part no.
750	650	B	17.0	477-72BG
1000	650	B	18.0	477-73BG
750	1150	B	20.0	477-74BG
1000	1150	B	21.0	477-75BG

for plugging down

total width in mm	height above ground in mm	FC	kg	part no.
750	650	B	13.0	477-72PBG
1000	650	B	14.0	477-73PBG
750	1150	B	18.0	477-74PBG
1000	1150	B	19.0	477-75PBG

Barrier posts
Car-park barriers
Ornamental bollards
Stainless steel
Barrier elements
Barrier gates
Outdoor equipment
Work site protection

Safety protection for posts, pillars, poles, etc.

Anti-nudge hoop for posts

steel tube construction with 2 hoops Ø 60 mm, with welded-on cross-bars for nesting, for plugging down, with base plates 100 x 150 mm, hot-dip galvanized, powdercoated yellow, with black warning stripes

for plugging down

total width in mm	total depth in mm	height above ground in mm	FC	kg	part no.
600	600	650	B	19.0	465-066PBG
800	800	800	B	24.0	465-068PBG

Also available in hot-dip galvanized and white / red!
See barrier elements **pages 118**

color variants, reflection classes, and customization, **see pages 6 - 7**

Crash guard with underrun guard

prevents underrunning of platform floor trucks and protects from fork lift trucks

Protection hoops

steel tube Ø 76 mm for pluggingg down, with base plates 100 x 150 mm, hot-dip galvanized, powder-coated yellow, with black warning stripes

for plugging down

total width in mm	height above ground in mm	FC	kg	part no.
750	650	B	21.0	477-68PBG
750	1150	B	31.5	477-69PBG

Railing system for universal use, e.g. as internal protective railing to separate traffic aisles or protect terminal boxes, distribution panels, machines, etc. Assembly is easy as that: Put the parts together, plug down, that´s it!

Protective railing

steel tube Ø 48 mm, variable connection, for plugging down,base plate 100 x 150 mm, height: 1000 mm, hot-dip galvanized, powder-coated yellow, with black warning stripes



	FC	kg	part no.
end post	A	5.0	448-80PBG
middle post	A	7.0	448-81PBG
corner post	A	7.0	448-815PBG

Cross bar

steel tube Ø 48 mm, hot-dip galvanized, powder-coated yellow, with black warning stripes

tube length in mm	center distance in mm	FC	kg	part no.
500	1000	A	1.5	448-42BG
1000	1500	A	3.0	448-43BG
1500	2000	B	4.5	448-44BG

Also available in hot-dip galvanized and white / red!
See Barrier elements **page 135**

color variants, reflection classes, and customization, **see pages 6 - 7**

Anti-nudge railing as safety railing for work ways in front of machines, robots, racks, etc. The railing system is available for plugging down with base plate, removable and tiltable up to 30°.

Protective railing

for plugging down,
steel tube 70 x 70 mm, with top and knee bars of steel tube 60 x 40 mm,
height approx. 1000 mm, bolted



for more info
scan the QR code

Fixed post

for plugging down,
steel tube 70 x 70 mm,
with base plate 100 x 150 mm

hot-dip galvanized and coated yellow with black stripes

	FC	kg	part no.
end post for top and knee bar	A•	6.5	4270PBG
middle post for top and knee bar	A•	7.0	4271PBG
corner post for top and knee bar 90°	A•	7.0	4273PBG

Cross bar

steel tube 60 x 40 mm,
hot-dip galvanized, coated yellow with black warning stripes,
incl. fastening bolts

Tube length in mm	FC	kg	part no.
800	A•	3.0	4208BG
1300	A•	5.0	4213BG
1800	B•	7.0	4218BG
2300	B•	8.5	4223BG

Protective railing

Proctective railing, tiltable, elastic compensates impacts without being torn out of the floor

Protective railing

for plugging down,
flexible, tiltable, with top and knee bars

4270NPBG 4271NPBG

Fixed post,

steel tube 70 x 70 mm, with base plate 220 x 220 mm, hot-dip galvanized and coated yellow with black stripes, height above ground 1000 mm

	FC	kg	part no.
end post for top and knee bar	A	9.5	4270NPBG
middle post for top and knee bar	A	10.0	4271NPBG



4270APBG 4271APBG 4273APBG

Protective railing

for plugging down, removable for temporary opening of access routes

Fixed post

steel tube 70 x 70 mm, base plate for temporary opening 150 x 180 mm,
hot-dip galvanized and coated yellow with black stripes,
height above ground: 1000 mm

	FC	kg	part no.
end post for top and knee bar	A•	9.5	4270APBG
middle post for top and knee bar	A•	10.0	4271APBG
corner post for top and knee bar 90°	A•	10.0	4273APBG

Gate element

for insertion into standard posts,
made of 60 x 40 mm steel tube,
element size: 1300 mm, including
fastening material

	FC	kg	part no.
with lift lock	A•	16.0	4225BG
lockable with profile cylinder	A•	16.0	4226BG
with return spring	A•	16.0	4227BG

Modular guardrail system

Maximum protection for your site

Our scuff board system offers reliable
impact protection for buildings,
machines, and traffic routes.
It directs internal traffic,
prevents damage from vehicles,
and enhances safety in sensitive areas.
Robust, durable, and flexible –
providing more protection
and less repair costs.

Center support

or guardrail system made
of 10 mm sheet steel,
hot-dip galvanized,
height: 400 mm,
width: 250 mm,
depth: 100 mm,
including fastening material.

total length in mm	FC	kg	part no.
250 mm	A•	9.1	477-440

End support

for guardrail system made
of 10 mm sheet steel,
hot-dip galvanized,
height: 400 mm,
width: 90 mm,
depth: 60 mm,
including fastening material

total length in mm	FC	kg	part no.
250	A•	4.0	477-441

Guardrail

for guardrail system made
of 6 mm sheet steel,
hot-dip galvanized,
straight design,
height: 400 mm,
for fastening to the support element,
including fastening material.

total length in mm	center distance in mm	FC	kg	part no.
480	500	A•	9.0	477-4405
730	750	A•	13.8	477-4407
980	1000	A•	18.4	477-4410
1230	1250	A•	23.1	477-4412
1480	1500	B•	27.8	477-4415
1980	2000	B•	37.2	477-4420

Corner protection angle

for guardrail system made
of 6 mm sheet steel,
hot-dip galvanized,
yellow powder-coated with
black stripes,
leg length: 240 mm,
equal-sided 90°,
height: 400 mm, f
or fastening to the support element,
including fastening material.

total length in mm	center distance in mm	FC	kg	part no.
240	240	A•	8.8	477-442BG

End piece

for guardrail system made
of 6 mm sheet steel, 90° bent,
hot-dip galvanized,
yellow coated,
height: 400 mm,
leg length 1: 250 mm,
leg length 2: 100 mm, for fastening
to the support element,
including fastening material.

total length in mm	center distance in mm	FC	kg	part no.
240	250	A•	6.4	477-443BG

for more info
scan the QR code

Plug-in railing system

steel tube Ø 152.4 mm with top and knee bars of steel tube Ø 48 mm, height approx. 1000 mm

hot-dip galvanized and coated yellow with black stripes

	FC	kg	part no.
end post for top and knee bar	A	13.0	40158-0BG
middle post for top and knee bar 180°	A	13.0	40158-180BG
corner post for top and knee bar 90°	A	13.0	40158-90BG
t-post 3 x 90°	A	13.0	40158-3X90BG

	FC	kg	part no.
corner post for top and knee bar 60°	A	13.0	40158-60BG

Cross bar

steel tube Ø 48 mm,
hot-dip galvanized, coated yellow with black warning stripes,
incl. fixing rods

tube length in mm	FC	kg	part no.
400 for distance 500	A	3.0	448-45BG
900 for distance 1000	A	5.0	448-46BG
1400 for distance 1500	A	7.0	448-47BG

To protect shelves and storage racks. The new crash guard can be tilted 15°. This compensates impacts from fork trucks or other vehicles without damage or being torn out of the floor (up to 400Nm pressure).

for more info
scan the QR code

Crash guard angle

acc. to BGR234,
for individual use
(warehouse equipment,
rack or shelf supports, etc.)

Crash guard

flexible, steel plate 5 mm thick, yellow powder-coated with black stripes, for plugging down, height 400 mm, leg length 160 mm, tilting angle 15°

	FC	kg	part no.
for plugging down	A	6.0	477-89BG

Crash guard angle

steel plate 5 mm thick, powder-coated yellow with black stripes (loose supply), for plugging down, leg length 160 mm

height in mm	FC	kg	part no.
200	A•	3.0	477-84B
400	A•	5.5	477-85B
800	A•	10.5	477-86B
1200	A•	15.5	477-87B

Crash guard angle

with reinforced edges of steel plate 6 mm thick, powder-coated yellow with attached black stripes, for plugging down, leg length 160 mm

height in mm	FC	kg	part no.
400	A•	7.0	477-90B
800	A•	14.0	477-96B
1200	A•	20.5	477-97B

Crash guard U-shape

with reinforced edges, made of 5 mm or 6 mm steel plate, powder-coated yellow with attached black stripes, for bolting down, leg length 160 mm, height 400 mm

	FC	kg	part no.
5 mm, without reinforced edges	A•	10,0	477-88B
6 mm, with reinforced edges	A•	8,2	477-91B

suitable fastening material for this product:
set of mounting bolts type 1
part no. 470-71

Barrier posts
Car-park barriers
Ornamental bollards
Stainless steel
Barrier elements
Barrier gates
Outdoor equipment
Work site protection

Secures driveways, halls with a restricted height, underpasses etc.

Barrier

of aluminium tube,
height: 100 mm, with protective caps,
yellow coated with black stripes,
incl. 2 x 1.00 m steel chain

marking film one-sided

total length in mm	FC	kg	part no.
2000	B	3.5	4117-20BG
3000	C	5.0	4117-30BG
4000	D	6.0	4117-40BG
5000	D	7.0	4117-50BG
6000	D	8.5	4117-60BG

marking film both-sided

total length in mm	FC	kg	part no.
2000	B	3.5	4217-20BG
3000	C	5.0	4217-30BG
4000	D	6.0	4217-40BG
5000	D	7.0	4217-50BG
6000	D	8.5	4217-60BG

Clearly visible crash guard for posts, pillars, poles etc.

Crash guard angle
made of aluminium plate with
4 bores Ø 10 mm,
for pluggingg down,
height: 1000 mm,
angular dimension: 120 mm
yellow / black

FC	kg	part no.
A•	1.3	4317RBG
A•	1.3	4317LBG

these products are also available in white / red,
see barrier elements **page 130**

Safety kerb

steel angle 100 x 150 x 10 mm,
for plugging down, with 45° miter,
yellow powder coated,
crash guard for fork trucks,
platform floor trucks, etc.
total height: 150 mm

total length in mm	FC	kg	part no.
400	A•	7.0	477-44BG
800	A•	14.0	477-45BG
1000	A•	18.0	477-46BG
1200	A•	22.0	477-47BG
1500	B•	28.0	477-48BG

Safety handles

Steel tube Ø 48 mm,
for openings in walls and
staircase areas

U-shape hoop
with fixing plates 100 x 150 mm, depth: 250 mm, hot-dip galvanized, powder-coated yellow with black warning stripes

total length in mm	FC	kg	part no.
1200	A	5.5	477-801BG
2000	B	8.0	477-802BG

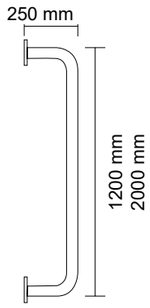

Articles are manufactured by order.

Secures transportation routes. Stops and protects.

Anti-nudge bar

round steel tube Ø 76 mm,
for plugging down,
with chamfered ends,
base plates 200 x 50 x 10 mm,
powder-coated yellow with black stripes, stops and protects
height above ground 86 mm

total width in mm	FC	kg	part no.
400	A•	3.5	477-40BG
800	B•	5.0	477-41BG
1000	B•	6.0	477-42BG
1200	B•	7.0	477-43BG

Corner - anti- nudge bar

round steel tube Ø 76 mm,
for plugging down,
base plates 200 x 50 x 10 mm,
powder-coated yellow
with black stripes,
height above ground 86 mm



total width in mm	FC	kg	part no.
700 x 700	A	8.5	477-50BG

Anti-nudge hoop

Round steel tube Ø 60 mm,
for plugging down,
base plates 100 x 150 mm,
powder-coated yellow
with black stripes,
height above ground 115 mm

total length in mm	FC	kg	part no.
400	A•	3.0	4117-20BG
1000	B•	5.0	4117-30BG
1500	B•	7.0	4117-40BG
2000	B•	9.0	4117-50BG



Warning and protection profiles

profile body:	recycling-grade polyurethane foam, without CFC
surface:	firmly foamed, PU film dyed by counter pressure, no external paint application
adhesive:	acrylate adhesive, adhesive force: 21 N/25 mm
temperature resistance:	from -40°C to +100°C for indoor and outdoor use
fire test:	DIN 4102 B2

All profiles delivered with strong adhesive tape (except type B).
The flexible warning and protection profiles have a yellow / black warning pattern to warn of dangers at edges, projections and obstacles.
At the same time they absorb impacts and thereby avoid injury and prevent damage due to run-up.

Warning and protection profiles yellow / black

1000 mm		5000 mm	
article	**part no.**	**FC**	**part no.**
type A	4110	A	4510
type B	4111	A	4511
type C	4112	A	4512
type D	4113	A	4513
type E	4115	A	4515
type F	4116	A	4516
type G	4119	A	4519
type H	4120	A	4520
type R30	4117	A	
type R50	4114	A	

Corner protections for black warning and protection profiles

	FC	part no.
type A 2-dimensional	A	410810
type A 3-dimensional	A	410811
type E 2-dimensional	A	410812
type E 3-dimensional	A	410813

corner protection type A

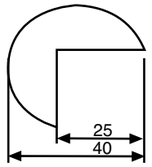

edge protection type B

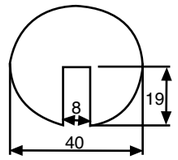

area protection type C

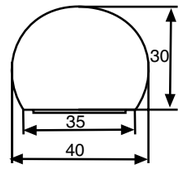

area protection type D

corner protection type E

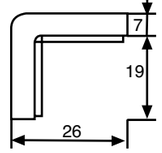

area protection type F

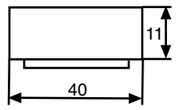

edge protection type G

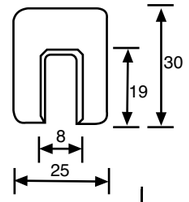

corner protection type H

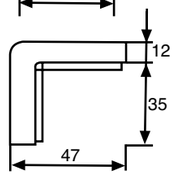

tube protection
type R30
internal size 30 mm

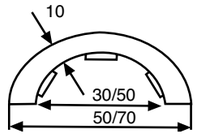

Successful product presentation for maximum success –
we support you in perfect product staging!

To achieve the greatest success in marketing your products, an appealing presentation is essential. We not only provide professional data preparation and provision for your online and catalog presentations but also assist you in optimally designing your sales areas for showcasing our products.

With a selection of high-quality sample stands and presentation sets, we offer various options to effectively display our products. Additionally, we look forward to collaborating with you to develop creative ideas for the individual design of your sales areas. Rely on us – we are ready to realize your creative requirements and support you with our expertise.

Sample post type 4706
consisting of:

1. barrier post of steel tube Ø 76 mm
type 476PBG, stationary for pluggingg down

2. barrier post of steel tube 70 x 70 mm
type 470UZB, foldable, with Euro profile cylinder

3. barrier post of steel tube 70 x 70 mm
type 470FUB, foldable, with triangular lock

4. Ornamental bollard with hemispherical head
type 482PB, stationary, for pluggingg down

5. Ornamental bollard with flat head Ø 76 mm
type 4071PB, stationary, for pluggingg down

6. Car-park barrier
type 4709UZB, foldable, with Euro profile cylinder
lock to be fixed by plugs

Selling box 4707
consisting of:

3x barrier posts of steel tube 70 x 70 mm
type 470FB, removable, with triangular lock

1x barrier post of steel tube 70 x 70 mm
type 470FUHB, foldable, with triangular lock

1x barrier post of steel tube 70 x 70 mm
type 470UZHB, foldable, with Euro profile cylinder

1 x barrier post of steel tube 70x 70 mm
type 470B, stationary, for casting in concrete

3 x barrier posts of steel tube Ø 60 mm
type 460B, stationary, for casting in concrete

3x barrier posts of steel tube Ø 60 mm
type 460B/2, stationary, for casting in concrete,
2 eyelets

1 x car-park barrier
type 40771, foldable, with round cylinder

First aid kit
consisting of:

15 x traffic cones, height 320 mm
20 x traffic cones, height 500 mm
4 x traffic cone adapter for all Schake traffic cones
4 x signallight for traffic panels PowerNox, light exists on one side, yellow
4 x barrier strap with traffic cone adapter for all traffic cone types
24 x block battery 6V / 7AH 4R25
20 x barrier tape holder
50 x twin pole, diameter 16 mm, length: 1000 mm
4 x barrier tape, pinted on both sides, in red / white bocks,
500 m reel in special carton
4 x euro palllets
1 x Schake „EHK“ pallets cover

Formwork-/ Trench shoring kit
consisting of:

2 x heads for formwork props, with corner angles
1 x head for formwork props, reinforced version, tube Ø 39 mm
1 x head for formwork props, with tube Ø 26.9 mm
1 x formwork beam of wood Schake type H20
1 x formwork prop hot-dip galvanized, with outer thread 1.70 m - 3.00 m
1 x formwork prop, painted, with inner thread 1.87 m - 3.00 m
1 x formwork prop hot-dip galvanized with outer thread 1.70 m - 3.00 m
1 x formwork prop painted, with outer thread
1 x tripod stand galvanized with square tube
1 x aluminium trench bridge, length: 1.70 m, width: 1.00 m
1 x trench shoring perfect 32 mm size 4
1 x trench shoring perfect 60 mm size 2
1 x trench shoring perfect 48 mm size 3
8 x wing nut, 3 arms
2 x threaded rod Ø 15 mm, outside dimension Ø 17 mm
core domension 15 mm x 1900 mm

At the point of sale you have the possibility to adress to your customer in a very comprehensive way, take this opportunity with a good product presentation, always keeping the following POS benefits in mind:

• Feel, not only inform
Your customers can touch the product and get a real impression of quality, size ratios and material properties.
An impression that no digital presentation can provide in equal way

• Experience and remember
Through direct, tangible contact with the product, the customer associates a real experience with the product and also stores it emotionally. You remain in your customer‘s memory for a long time.

• Stand out and be seen
By showing the product physically, you make it stand out from the crowd and draw the customer‘s attention to it.
The customer‘s attention is drawn exactly to what you want to show

• Feel good and come back
Good product presentations with real products create a special atmosphere in your sales area.
Make sure that your customer feels comfortable, enjoys the time he spend looking at your products and gladly comes back.

Aluminium barrier 148
Aluminium bollard 93-95
Aluminium corner / knee / cross piece 95
Aluminium style post 93-95
Ashtray 182-183
Barrier 131, 146-156
Barrier 131, 146-156
Barrier bar corten steel 110
Barrier bar flat steel 173, 176-179
Barrier bracket rectangular tube 110, 123-125, 165, 167, 174-175
Barrier bracket stainless steel 106-108
Barrier bracket steel Ø 48 mm 106-108, 112-113, 116-117, 164-165, 171, 178, 200-201
Barrier bracket steel Ø 60 mm 114-115, 117, 171, 200-201
Barrier bracket steel Ø 76 mm 119, 202-205
Barrier chain stands 47, 56-57, 198-199
Barrier chains 56-57, 198
Barrier post made of steel tube Ø 89 mm 21, 32, 49, 87, 103, 187-189
Barrier post made of tubular steel Ø 108 mm 23, 93
Barrier post made of tubular steel Ø 42 mm 11
Barrier post made of tubular steel Ø 60 mm 12-16, 47-51, 80-81, 101, 186, 199
Barrier post made of tubular steel Ø 76 mm 17-20, 32-33, 48-51, 82-84, 102, 186, 188-189
Barrier post with LED light strip 133
Barrier posts made of steel tube Ø 60 mm 80-81
Barrier posts made of steel tube Ø 76 mm 82-84
Barrier posts made of tubular steel 100 x 100 mm 45, 97
Barrier posts made of tubular steel 70 x 70 mm 34-44, 46, 48, 50-51, 96-98, 100, 187-189
Barrier posts made of tubular steel Ø 102 mm 22, 88-89, 92, 103
Barrier protection 134-135, 208-209, 212
Barrier railing 134-135, 208-209, 212
Barrier with support bracket 149-150
Bench 172
Bicycle / Scooter stand 158, 166-168
Bicycle leaning bracket - row systems 158, 160-166, 168
Bicycle leaning bracket - single parker 110, 167, 169-171, 173-178, 108
Bicycle leaning bracket, tubular steel Ø 48 mm 106-108, 112-113, 116-117, 164-165, 171, 178
Bicycle leaning bracket, tubular steel Ø 60 mm 114-115, 117, 171
Black-Line posts 48-49
Blank plugs 61
Bollard lights 180
Bollard Ø 152 mm - Ø 323 mm 24-25, 30, 49, 92, 190-191, 196
Bollards made from recycled plastic 76
Border railing 144
Bracket for parking lot signage 74-75
Bracket rectangular tube 110, 123-125, 165, 167, 174-175
Bracket steel Ø 48 mm 106-108, 112-113, 116-117, 164-165, 171, 178, 200-201
Bracket steel Ø 60 mm 114-115, 117, 171, 200-201
Building and event protection 140-141
Bumper 75
Cargo-Bike leaning bracket 179
Cast iron universal key 62
Chain links 57, 198
Chain stand 47, 56-57, 198-199
Charging column protection post 32-33
Charging pole protection 32-33, 120-121
Charging pole protection bracket 120-121
City fence 142-144
Collision protection 130, 213-214
Collision-proof barrier post 69
Column protection 32-33, 117-118, 120-121, 204-206
Compact hand barrier 154-155
Concrete speed bump 132
Corner protection profile 213-217
Corten steel bicycle leaning bracket 110
Corten steel bollard 109-110
Corten steel bracket 110
Corten steel bump stop 110
Corten steel deflector bracket 110
Corten steel guard rail 110
Corten steel leaning bracket 110
Cover cap 58-59
Deflector bracket steel Ø 48 mm 106-108, 112-113, 116-117, 164-165, 171, 178, 200-201
Design bike stand 163
Design flat steel bracket 172
Door 141
Dowel set 55
Drive-through barrier 122-125
Drying rack 181
E-bike - leaning bracket 161, 166-168
Edge protection 130, 213-214
Elastic tubular steel bollard 20, 30, 54, 196
Eyelet for barrier post 62
Fastening material 55
Fence 136-139, 142-144
Fire department posts 16
Fixed road barrier 124-125
Fixing kit 55
Flat steel bracket 173, 176-179
Flat steel bracket with internal edging 173
Flat steel bracket with wooden support 172
Flat steel guard rail 173, 176-179
Flat steel impact protection bars 173, 176-179
Flat steel locking bar 173, 176-179
Flexi post 30, 52-54, 196
Flexible bicycle stand 164
Flower container 184
Foil for barrier posts 63
Fully retractable post 105
Galvanized sleeve 58-61
Garbage can 182-183
Gate barrier 146
Gate element 210
Ground socket for posts 58-61
Hand barrier 131, 152-155
Hand barrier with gas pressure spring and pendulum support 153
Hand barrier with gas pressure spring and support bracket 152
Height limiter 126-130
Impact protection 213-217
Impact protection bollard Ø 152 mm - Ø 323 mm 24-25, 30, 49, 92, 190-191, 196
Insert container 182
Island bollard 64
Key 55, 62
KICKBACK Bollard 54
Laundry drying rack 181
Laundry rack 181
Leaning and barrier bracket 106-109, 110, 112-117, 119, 200-203
Leaning bracket made of flat steel 173, 176-179
Leaning bracket rectangular tube 110, 123-125, 165, 167, 174-175
Leaning bracket steel Ø 48 mm 106-108, 112-113, 116-117, 164-165, 171, 178, 200-201
LED bracket 133
Litter garbage can 182-183
Litter garbage can 182-183
Locking post 100 x 100 mm 45, 97
Locking post 70 x 70 mm 34-44, 46, 48, 50-51, 96-98, 100, 187-189
Locking post Ø 102 mm 22, 88-89, 92, 103
Locking post Ø 108 mm 23, 93
Locking post Ø 152 mm 24-25, 30, 49, 92, 190-191, 196
Locking post Ø 193 mm - Ø 323 mm 24-25, 30, 49, 92, 190-191, 196
Locking post Ø 42 mm 11
Locking post Ø 60 mm 12-16, 47-51, 80-81, 101, 186, 199
Locking post Ø 76 mm 17-20, 32-33, 48-51, 82-84, 102, 186, 188-189
Locking post Ø 89 mm 21, 32, 49, 87, 103, 187-189
Mobile bollard 132
Mobile hand barrier 131
Parking and speed bump 75
Parking bench 172
Parking lot barrier 66-73
Parking lot bracket 66-73
Parking lot marking 74
Parking lot sign posts 74-75

Parking lot signage 74
Parking threshold 75
Passage and parking lot barrier 66-73
Path barrier 122-125
Path barrier with counterweight and pendulum support 151
Path barrier with counterweight and support bracket 150
Paving stone edging 60
Planters 184
Plastic barrier post 52-53
Plastic chain 57, 198
Plastic chain stand 47, 56-57, 198-199
Plastic hook link 57, 198
Plastic post 52-53
Plastic post set 47, 56-57, 198-199
Plug-in railing system 212
Plug-in triangular wrench 62
Post 100 x 100 mm 45, 97
Post 70 x 70 mm 34-44, 46, 48, 50-51, 96-98, 100, 187-189
Post chain 56-57, 198
Post Ø 102 mm 22, 88-89, 92, 103
Post Ø 108 mm 23, 93
Post Ø 152 mm 24-25, 30, 49, 92, 190-191, 196
Post Ø 42 mm 11
Post Ø 60 mm 12-16, 47-51, 80-81, 101, 186, 199
Post Ø 76 mm 17-20, 32-33, 48-51, 82-84, 102, 186, 188-189
Post Ø 89 mm 21, 32, 49, 87, 103, 187-189
Post support 58-61
Protective corners 213, 216
Protective fence lattice 136-139
Protective profiles 213-217
Railing 134-135, 208-209, 212
Rectangular litter garbage can 183
Rectangular tube bollard 110, 123-125, 165, 167, 174-175
Rectangular tube bracket 165-167, 174-175
Rectangular tube crash barrier 110, 123-125, 165, 167, 174-175
Rectangular tube guard 110, 123-125, 165, 167, 174-175
Recycling post 76
Rotating gate barrier 146
Rotating path barrier 122
Round ashtray 183
Round steel bracket Ø 48 mm 106-108, 112-113, 116-117, 164-165, 171, 178, 200-201
Round steel bracket Ø 60 mm 114-115, 117, 171, 200-201
Round steel bracket Ø 76 mm 119, 202-205
Row parker 158, 160-166, 168
Row system 158, 160-166, 168
Safety handles 215
Scooter parker 158, 168
Scraper board system 210-211
Scraper shelf 215
Screw set 55
Self-erecting post 52-54
Shackle 56, 198
S-hook 56, 198
Signage for parking lots 74
Signal bollard 196
Single parker 159
Sleeves 58-61
Snap hook 56
Socket wrench 62
Speed bump 75
Square key 62
Square post 100 x 100 mm 45, 97
Square post 70 x 70 mm 34-44, 46, 48, 50-51, 96-98, 100, 187-189
Stainless steel barrier 106-108
Stainless steel bicycle leaning bracket 106-108
Stainless steel bollard Ø 154 mm / Ø 204 mm 104
Stainless steel bracket 106-108
Stainless steel bull bars 106-108
Stainless steel care spray 101
Stainless steel guard rail 106-108
Stainless steel leaning bracket 106-108
Stainless steel locking bar 106-108
Stainless steel post 70 x 70 mm 100
Stainless steel post Ø 60 mm 101
Stainless steel post Ø 76 mm 102
Stainless steel post Ø 89 mm / Ø 102 mm 103
Stainless steel tube bracket Ø 48 mm 106-108
Standard triangular key 62
Standing ashtray 183
Steel baffle Ø 60 mm 114-115, 117, 171, 200-201
Steel baffle Ø 76 mm 119, 202-205
Steel bollard Ø 76 mm 119, 202-205
Steel bracket made of flat steel 173, 176-179
Steel bracket Ø 48 mm 106-108, 112-113, 116-117, 164-165, 171, 178, 200-201
Steel bracket Ø 60 mm 114-115, 117, 171, 200-201
Steel bracket Ø 76 mm 119, 202-205
Steel bracket rectangular tube 110, 123-125, 165, 167, 174-175
Steel bull bar Ø 48 mm 106-108, 112-113, 116-117, 164-165, 171, 178, 200-201
Steel chain 56, 198
Steel guard Ø 48 mm 106-108, 112-113, 116-117, 164-165, 171, 178, 200-201
Steel guard Ø 60 mm 114-115, 117, 171, 200-201
Steel guard Ø76 mm 119, 202-205
Steel impact protection bar Ø 60 mm 114-115, 117, 171, 200-201
Steel leaning bracket Ø 60 mm 114-115, 117, 171, 200-201
Steel leaning bracket Ø 76 mm 119, 202-205
Steel tube bracket Ø 48 mm 106-108, 112-113, 116-117, 164-165, 171, 178, 200-201
Sticker “Saubermännchen” 182
Style bollard 100 x 100 mm made of tubular steel 97
Style bollard 70 x 70 mm made of tubular steel 96-98
Style bollard 80 x 80 mm made of tubular steel 97
Style bollard made of corten steel tube 80 x 80 mm 109
Style bollard made of steel tube Ø 89 mm 87
Style bollard made of tubular steel 70 x 70 mm 96-98
Style bollard made of tubular steel Ø 102 mm 88-89, 92
Style bollard made of tubular steel Ø 152 mm 90
Style bollard made of tubular steel Ø 193 mm 90
Style bollard made of tubular steel Ø 82 mm 85-86
Style bollard made of tubular steel Ø 108 mm 93
Style bollard made of tubular steel Ø 140 mm 93
Swivel path barrier 123
Tree and pillar protection 117-118, 206
Tree guards 117-118, 206
Triangular key 62
Tubular bracket rectangular tube 110, 123-125, 165, 167, 174-175
Tubular bracket steel Ø 60 mm 114-115, 117, 171, 200-201
Tubular bracket steel Ø 76 mm 119, 202-205
Turnstile 140
Universal bracket 117, 119
Universal wrench 62
U-profile bracket 110
Warning and protection profiles 217
Wheel stop 75

Product liability:

Liability in accordance with the Product Liability Act does not apply if non-use of original parts. All products are supplied without decoration. Slight color deviations in printing due to the material properties of the single product are possible.

The products shown are reference samples.

Your requirements in daily business

You got a new idea and need some help?

You already have a final concepti-on and you are looking for support?

We design the optimal product solution for you

We manufacture for you in our high-duty machine park

An overview of product solutions which we manufacture individually for you!

Bicycle leaning post
as advertising medium according to your specifications individually designed and produced.

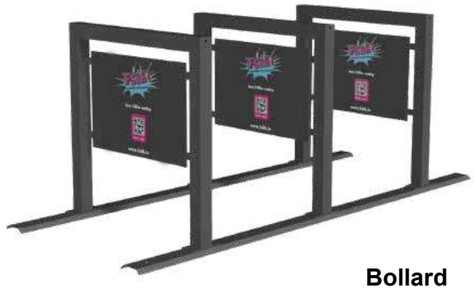

Bollard
with predetermind breaking point.

Ornamental bollards
in your own design.

Sign frame
for industry or communs tailored to your requirements.

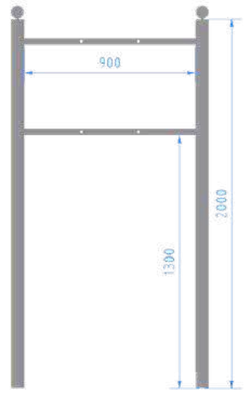

We will support you from the first idea to the finished product