


FADINI[®]
the gate opener


2017 CATALOGUE

AUTOMATIC SYSTEMS FOR GATES, INDUSTRIAL,
GARAGE DOORS AND ROAD BARRIERS





FADINI[®]
the gate opener



FADINI Automation, history is not fantasy

Creativity is to think ahead to the future, projects where design and quality are an answer to your questions. Without a past no future is possible.

The history of the company starts in early 60s, when the three FADINI brothers put up a small mechanical workshop specialized in oil-hydraulic agriculture machines.

The transformation from a family business into a larger industrial plant occurs though still in the late 70s, when the growing process begins and the company becomes worldwide known. Since 2010 the three founders are supported by their sons.

FADINI is a reality today, that finds its place among the main players in the automation field and business for gates, doors of any kind, road barriers, automatic, semiautomatic, removable and steady bollards.

The company's philosophy has been the same since the foundation, and is characterized by a balanced combination of tradition and modernity, quality and reliability. FADINI exclusive though unmistakably recognizable products.

Today Meccanica FADINI s.n.c. is a leading company in gate automation, with sales and assistance outlets in more than 60 nations.

The plant is in Cerea (VR) and spreads over a total surface of more than 130.000 m², 30.000 m² of which are ruffed, where automation systems for gates, garage doors, industrial doors and road barriers, as well as a complete, vast range of bollards, including oil-hydraulic, automatic retractable units, but also semi-automatic, removable and fixed posts are designed, manufactured and tested.



40 years of ideas, dedication and success.

Meccanica FADINI is a reality constantly in the vanguard for its technical choices and design, which is the result of the application of innovative technologies and targeted investments in research and development, leading to a constant progression in the business of the FADINI family. Today there are four factories, in Cerea and in the province of Vicenza, dedicated to the various production activities.



made in
100% Italy





Mechanics has been our creed for more than 40 years. Today the most modern and efficient CNC machines of the latest generation can be find inside our factories.

Over the latest few years more than 30 patents have been registered by Meccanica Fadini in Europe and in other countries of the world for its own automatic systems.



FADINI Automation, history is not fantasy

1974 1977 1979 1983 1985


First operator for sliding gates. Meccanica FADINI is a pioneer in Italy and in the world in producing and trading automatic gate systems.

Meccanica FADINI starts producing **the first oil-hydraulic operator for swinging gates.** A great technical intuition: transferring its know-how in oil-hydraulics into the newly born gate automation field. Since these early years oil-hydraulics assured a high level of long lasting reliability.

Meccanica FADINI introduces the first **traffic barrier with oil-hydraulic technology.**

Technical solutions and design improvement in one of the most successful operators by Meccanica FADINI: **HONGI 83.** Updated and further improved over the years, its peculiar and unique features of quality and reliability are now present in **HINDI 880 EVO.**

Meccanica FADINI introduces the super-regenerative and quartz 250/300 MHz **remote controls** with one, two and three buttons. Easy to use, with a very good distance range, they sell successfully, also because of their small size.



1986

NYOTA 115 is launched on the market. It is fitted with mechanical clutch and brake device. Strong, with an aluminium gear box, absolutely reliable and safe. Suitable to any gate size, unaffected by weather conditions. Constantly updated, still in production in the version **NYOTA 115 EVO**.



NYOTA 115



1991

Meccanica FADINI proves to be very reactive to the market needs. In this period the first **oil-hydraulic automatic bollards** are produced. A specially dedicated catalogue includes now a complete range of automatic, semiautomatic, removable and fixed bollards and posts.



STRABUC 918



1993

Meccanica FADINI produces the first oil-hydraulic, underground operator. Motor pump and jack all in one enclosure. Quick to install, pleasing to the eyes in that no mechanism is required to be fitted to the gates, the design of which remains unchanged. Constantly updated into numerous options, **COMBI 740** is still in production.



COMBI 740



2010

A new generation of operators in an oil bath for sliding gates is born, in conformity with **EN 12445 - EN12453** norms. Innovative technical solutions, such as a status indication led light on the cover.



JUNIOR 624/633/650



2014

Meccanica FADINI introduces the new, certified, electromechanical operator for swinging gates **BART 350**.



BART 350



2016



Hindi **EVO**
Hindi 880®

The only oil-hydraulic operator that can be better than HINDI 880.
For residential, collective and industrial applications: one model for all gates.



Vix 53

4-channel transmitter. Rolling code. 868,19 MHz frequency.
Transceiver. Secure encoding with a 128 bit symmetric key algorithm.

4 colours:
mustard yellow
lime green
candy lilac
skyline grey

2017



NYOTA[®] **115** ***evg***

Electromechanical operator for sliding gates.
Residential, collective and industrial applications.
New design, new functions, new prospects.




DARDO
424 430

The FIRST electromechanical actuator by FADINI
for swinging gates, residential applications.

The importance of innovation

Today Meccanica FADINI designs and manufactures all of its products using the best designing and development technologies to ensure those standards of acknowledged quality and reliability that only the “made in Italy” can offer.



The importance of quality

Choosing FADINI means choosing quality.

Professional engineering, designing and manufacturing by means of technologically advanced equipment, often specifically made to the required purpose, guarantee reliable, safe and secure gate operators.

Materials of high quality standards and a strictly controlled manufacturing process ensure reliability and long lasting performance with any operators. All mechanical, electromechanical and electronic parts undergo severe control along the various manufacturing phases, assembling and final testing.

An easy installation design, safety, quietness and smooth movements are the characteristics, in many cases exclusive, of all of the FADINI products.

Meccanica FADINI's products are C marked and conform to the European Safety Regulations and Installation Guidelines.





*n*amimico

Our expertise and experience allow us to meet any application requirements.

The utmost in safety and anti-crush prevention is ensured.

Quiet operations.

Smooth in opening and closing.

Precise and no jerking movements.

It is perfect for:



» **Residential applications**

light and commercial



» **Industrial applications**

heavy duty

The successful market response, the high standards of performance and long life of the FADINI installations are the real witnesses of Meccanica FADINI's intuition, as oil-hydraulic technology is a synonym with quality.

Software and electronic support

For all of the products and accessories, Meccanica FADINI can provide the installation manuals, technical data sheets, brochures, declarations of conformity and HD photos in electronic format.

www.fadini.net

updated and complete information always at your fingertips, download area made available.

Merchandising

Sensitive also to the sales needs of the distribution net, Meccanica FADINI can provide advertising and demonstration material such as demo-gates of various kind, luminous signs and gadgets, besides to a line of promotional clothes customized for any customers.



Safety and norms

“Safety first of all” is what our customers and users require from an automatic gate installation.

Meccanica FADINI can meet this need by providing precise and detailed support about all the obligations required by the European Directives in matter of installation compliance, safety devices to be fitted, inspections to be carried on, testing and maintenance.



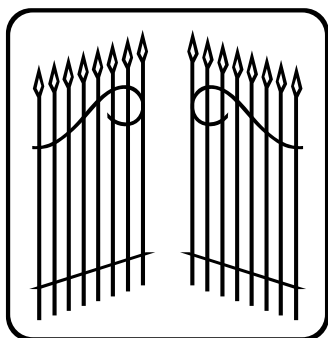
The values of service

Service is, for Meccanica FADINI, an integral and fundamental part of the relationship between the company and the customers to achieve mutual success.

Technical Support: **+39 0442 330422**

e-mail: **info@fadini.net**

how to read the catalogue



FADINI[®]
the gate opener

The catalogue is studied to enable the user to quickly consult it and select the product that best meets the application's requirements.

If familiar with the FADINI range and the product has already been chosen and the name therefore is known, the index (pages 20 and 21) shows the page to refer to, where the TECHNICAL DATA and features are described.

If, on the contrary, no product name is known, consult the introductory pages of the product line section (eg. pages 22 and 23 if a sliding gate is involved) where a summary list is given showing all the available items in the required line.

On the next page, there's an example of how the introductory pages and the product pages are configured.

APPLICATIONS LEGEND



Residential and collective



Industrial



Urban design

PRODUCT LINE LEGEND



Electromechanical automation for sliding gates



Oil-hydraulic & electromechanical automation for swinging gates



Automation for industrial doors



Oil-hydraulic automation for garage doors



Oil-hydraulic traffic barriers



Electronic control



Command accessories



Safety & signal accessories



Radio receivers & remote controls



Various complementary accessories



Kits

EXAMPLE. PRODUCT LINE

Product range divided according to power and application types

Automazioni elettromeccaniche Per cancelli scorrevoli

- JUNIOR** (pag. 24)
 - JUNIOR 624 (400)
 - JUNIOR 633 (600)
 - JUNIOR 650 (1.200)
- MYOTA 115 EVO** (pag. 30)
 - 0,5 HP (1.200)
 - 1,0 HP (1.250)
 - 1,0 HP (1.800)
 - 1,0 HP (1.850)
- MEC 200** (pag. 32)
 - 0,5 HP (1.200)
 - 1,0 HP (1.250)
 - 1,0 HP (1.800)
 - 1,0 HP (1.850)
 - 1,5 HP (2.000)
- FIBO** (pag. 24)
 - FIBO 200 (1.500)
 - FIBO 400 (4.000)
- FIBO LB** (pag. 35)
 - FIBO 200 LB / FIBO 400 LB

Guida alle applicazioni

Tensione di alimentazione

- 24Vdc
- 220VAC
- 220V-AC/12V-DC

Frequenza di utilizzo

- senza interruzione
- intermittente
- molto intermittente

Per non correre rischi

EXAMPLE. PRODUCT PAGE

Type of application (residential/ industrial/ urban design)

Product photo

Construction details

Technical data

Versions

Product name

Descriptive summary

Symbols of the functions

Item code no.

Product features

Hindi 880 Sprint

Plattina all'edilizia per cancelli a battente con azionamento a 2,3 o 3 m.

DATI TECNICI

Sezione di montaggio	40x40x100
Altezza massima	100
Spessore	10
Materiali	Acciaio zincato
Trattamento superficiale	Trattamento anticorrosione
Temperatura ambiente	-20°C a +50°C
Umidità relativa	10% a 90%
Pressione atmosferica	900 a 1060 hPa
Velocità di movimento	100 mm/s
Tempo di risposta	100 ms
Tempo di inattività	100 ms
Tempo di attesa	100 ms
Tempo di attesa	100 ms
Tempo di attesa	100 ms

DIMENSIONI E PNEUMATICI

PROBABILITÀ DI GUASTO

ACCESSORI SPECIFICI

PROBABILITÀ DI GUASTO

ACCESSORI SPECIFICI

Diagram limit of application

Overall dimensions



In this catalogue the texts and the TECHNICAL DATA of all of the articles have been updated. The data and information included in this catalogue replace in total those included in technical and sales literature issued prior to this publication. We trust that the products we supply you with have such technical features that can meet the market demand to the best.

FADINI technology

Solutions with quality and reliability.

Symbols and description in the catalogue.

24 V



24 V technology
Safety, reliability, slowdown on opening and closing phases, obstacle detection and gate travel instant reverse.



>> Icons for types of power supply.

SOFTWARE CONNECTION



Direct connection option for the management and maintenance of the installation by means of dedicated software. The installer can interface the FADINI product by computer to change parameters or data in order to manage the application requirements.

RT DATA



Real Time Logic for quick response to any possible external event (weather conditions, temperature variations, mechanical frictions, etc.) that may interfere with the correct functioning of the installation. The time of data elaboration by the microprocessor is such that the electronic control board is able to increase the thrust power (motor torque) to the required level so that the closing and opening operations of the gate are always correctly performed, respecting though the safety conditions. This feature of Real Time reading has been studied in order to provide the installer with a reliable support during the phase of the installation data setting.

C APPROVED



Operator certified and tested in compliance with the following norms in force: EN 12445, EN 12453 and EN 12978.



200° ROTATION



Infra-red photocells as safety device, 200° max. rotation on the horizontal axis.

ROLLING CODE



This technology ensures total reliability in signal transmission and cloning prevention. The transmission code changes with any pulse, and the receiver is able to assess each code by an algorithm of synchronism and to verify that it is correct.

BATTERY



Wireless power supply by battery.

LED



The LED technology allows to save 95% of energy and duration is 50 times higher than an incandescent lamp. High luminosity and visibility. Environment friendly, being in compliance with 2005/32/C Directive.

-40 °C



Technology allowing the operator to be used in environments with extremely low temperatures, beyond - 40 °C, without risk of freezing.
Specific accessories are available to meet the various application requirements:
HELIOS 29 card to fit the ELPRO range of controllers (page 115)
• thermal probe for motor-pumps (pages 56-101)
• heating cable for automatic bollards (see the dedicated catalogue).

RADIO LINK



Distance extension of the radio signal of a transmitter by creating a radio link between the receivers.

Device for Safety Auto-test D.S.A



Technology allowing for the testing of the photocells connected to the installation. In case any malfunction is detected with one of the photocells, the entire system is stopped from starting until the problem is detected and cured.

This kind of logic ensures a high level of safety with particular installations where safety is a must.

Device for Auto-test with safety edges D.A.C.S



Technology to control the safety edges connected to the system. Thanks to a dedicated micro-controller circuit, separately fitted on to the board, the actual integrity and correct functioning of the safety system is constantly controlled. Any possible fault or loss of efficiency is signalled by the safety edge diagnostic LEDs keeping flashing.

In compliance with the:
EN 12978 and EN 13849-1 Norms.

TRANSCEIVER



Transmission of the bidirectional type, radio signal with transmitter feedback confirming radio receiver signal reception.

BRAKING



Oil-hydraulic operator fitted with hydraulic braking device.

Depending on the model, braking can be either in gate/gate leaf opening phase only, in closing phase only or in both opening and closing.

Electromechanical operator with electronic brake and slowdown in gate/gate leaf opening and closing phases.

FLOW REGULATOR



Oil-hydraulic operator fitted with flow regulator allowing for gate speed control during the entire opening and closing phases.

REVERSIBLE NON LOCKING



No hydraulic locking device is fitted. It is always possible to open and close the gate/s by hand. With these installations, an electric lock or latch is always required to hold the gate/s closed.

LOCKING IN OPEN GATE POSITION



With the gate/s in open position, the operator needs overriding to allow closing by hand. With the gate/s in closed position, no locking action and opening by hand is allowed.

LOCKING IN CLOSED GATE POSITION



With the gate/s in closed position, the operator needs to be overridden prior to hand operations. With the gate/s in open position, the gate leaf/s can be freely closed by hand.

BIDIRECTIONAL HYDRAULIC LOCKING DEVICE



The gates are hydraulically hold in open and closed positions. The system requires to be overridden prior to hand operations.



EVO VALVE

It is possible to set the locking features directly on the operator depending on the installation requirements:
N always non locking / **A** locking in open gate position / **B** locking in closed gate position / **BB** bidirectional locking.



SLIDING GATE ELECTROMECHANICAL AUTOMATION

JUNIOR 624

JUNIOR 633

JUNIOR 650

NYOTA 115 EVO

MEC 200

FIBO 300 - FIBO 400

FIBO 300 LB - FIBO 400 LB

page 22

page 24

page 26

page 28

page 30

page 32

page 34

page 35



SWING GATE OIL-HYDRAULIC AND ELECTROMECHANICAL AUTOMATION

DARDO 424

electromechanical operator surface mounted

page 38

DARDO 430

electromechanical operator surface mounted

page 42

HINDI 880 SPRINT

oil-hydraulic operator surface mounted

page 44

NUPI 66

oil-hydraulic operator surface mounted

page 46

HINDI 880 EVO

oil-hydraulic operator surface mounted

page 48

MEC 800 SPECIAL

oil-hydraulic operator surface mounted

page 50

BART 350

electromechanical operator surface mounted

page 54

APROLI 280 BATT

oil-hydraulic operator surface mounted

page 58

APROLI 280/700 ROBUSTO

oil-hydraulic operator surface mounted

page 60

COMBI 740

oil-hydraulic operator underground installation

page 62

COMBI 787

oil-hydraulic operator underground installation

page 64

DRIVE 700

oil-hydraulic operator with underground jack

page 68

page 70



INDUSTRIAL DOOR AUTOMATION

APROLI 380 LB

oil-hydraulic operator for folding doors

page 78

MEC 200 LB

electromechanical operator for folding and sectional doors

page 80

page 82



GARAGE DOOR OIL-HYDRAULIC AUTOMATION

APROLI 480

for counterbalanced overhead doors

page 86

page 88



OIL-HYDRAULIC ROAD BARRIERS

BARRI 88

with 4 m beam

page 90

BAYT 980

for beams up to 8 m

page 92

page 94



CONTROL UNITS

ELPRO Series

page 104





COMMAND ACCESSORIES

DGT 61	digital keypad	<i>page 116</i>
SAPE 69	proximity reader	<i>page 118</i>
CHIS 37	proximity reader	<i>page 119</i>
CHIS 37	keyswitch with universal profile barrel	<i>page 120</i>
CHIS-E 37	keyswitch with European barrel	<i>page 121</i>
Complementary items for command and safety accessories		<i>page 122</i>
GECO 9	token-operated machine	<i>page 123</i>



SAFETY AND SIGNALLING ACCESSORIES

TRIFO 11	modulated infrared photocells	<i>page 124</i>
FIT 55	modulated infrared photocells	<i>page 126</i>
DIFO 33	modulated infrared photocells	<i>page 127</i>
ORBITA 57	modulated infrared photocells	<i>page 128</i>
ORBITA 57	adjustable photocells	<i>page 129</i>
ARPO 58	radio-transmission safety device	<i>page 130</i>
SENSITIVE SAFETY EDGES	mechanical safety edges	<i>page 131</i>
MIRI 4	flasher	<i>page 132</i>
TRAFFIC LIGHTS	visual indicators	<i>page 133</i>



RADIO RECEIVERS AND TRANSMITTERS

VIX 53	868,19 MHz rolling code	<i>page 134</i>
---------------	-------------------------	-----------------



COMPLEMENTARY ACCESSORIES

Electric locks	<i>page 138</i>
Accessories for gates	<i>page 138</i>



KIT PRODUCTS

JUNIOR 624	<i>page 139</i>
JUNIOR 633	<i>page 140</i>
JUNIOR 633	<i>page 141</i>
JUNIOR 650	<i>page 142</i>
BART 350	<i>page 143</i>
DARDO 424	<i>page 144</i>
DARDO 424	<i>page 144</i>
DARDO 430	<i>page 145</i>
HINDI 880 SPRINT	<i>page 146</i>
HINDI 880 SPRINT	<i>page 146</i>
NUPI 66	<i>page 147</i>
APROLI 480	<i>page 148</i>

COMPLETE SYSTEMS	<i>page 150</i>
------------------	-----------------

DEMO-GATES	<i>page 162</i>
------------	-----------------

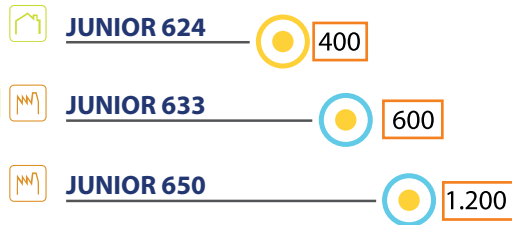
INDEX OF PROGRESSIVE ITEM CODE NUMBERS	<i>page 163</i>
--	-----------------



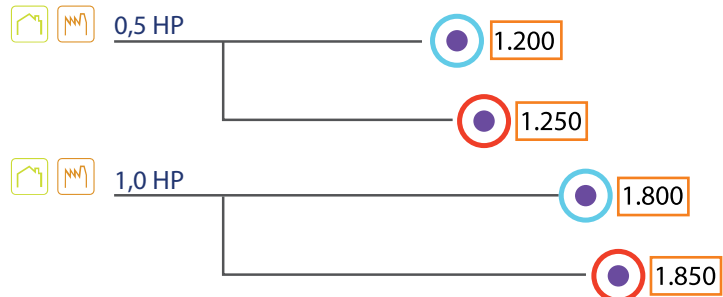
Electromechanical automation for sliding gates



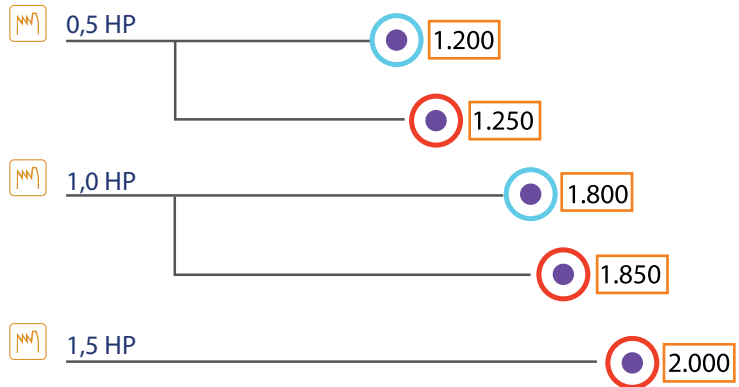
JUNIOR
page 24




NYOTA 115 EVO
page 30



MEC 200
page 32



FIBO
page 34







FIBO LB
page 35








Guide to the applications

Power supply

-  24 Vdc
-  230 Vac
-  230 - 400 Vac three-phase
-  Max. gate weight (kg)

Frequency of use

-  semi-intensive
-  intensive
-  very intensive



24 Vdc electromechanical operator for sliding gates up to 400 kg.

• Design

modern style, the cover is fitted with a blue led light to provide indication of the operator status.

• Quiet

24 Vdc geared motor operator, gear coupling in an oil bath, mounted on ball bearings.

• Smart

gate travel is simple to program by button. Slowdown on opening and closing phases. Magnetic limit switch as standard, mechanical as option.

• Safe

the combined action of the encoder and the constant monitoring of the efforts ensure the correct functioning of the gate, obstacles are duly detected and gate travel reversed. It is possible to connect all the safety devices to the incorporated control board ELPRO 62. Release handle to override by encoded key.

• Strong and compact

base plate of pressure cast aluminium, polyester powder coating. Suitable for residential applications.

• Versatile

double sliding gate function available by selecting the master/slave option with ELPRO 62. Pre-set for battery backup in case of power failure.

• Tested and Certified

in compliance with the existing European Norms EN 12445 and EN 12453, C marking, type tested according to ITT PDC No.0976-2010.



Led lamp to indicate the status of the system with Junior 624 and possible failures in it. Blue and amber led lights



Incorporated electronic control board ELPRO 62, pre-set to take the plug-in radio receiver



Details of the magnetic limit switch fitted as standard



Manual override by coded key

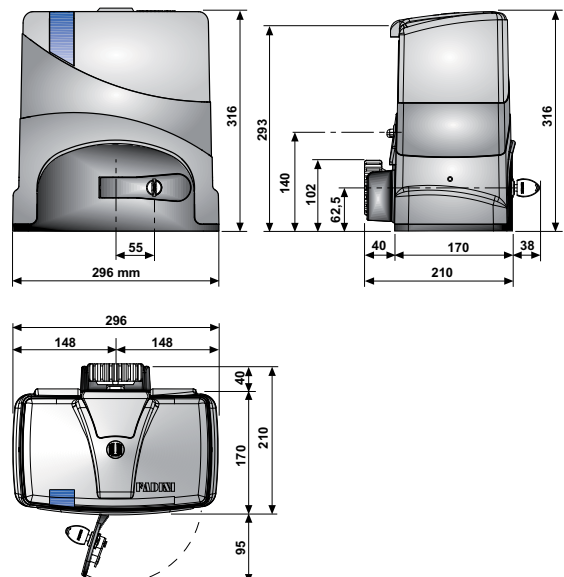
TECHNICAL DATA

Power supply	230 Vac - 50 Hz
Motor power supply	24 Vdc
Absorbed power	220 W
Absorbed current	6,3 A
Thrust	400 N
Motor speed	3.000 rpm
Gate speed	12 m/min
Gear ratio	1:61
Protection standards	IP 54
Oil type	FADINI oil - code 706L
Working temperature	-20 °C +50 °C
Weight	11 kg
Frequency of use	intensive

OPTIONAL

Mechanical limit switch
Backup batteries

OVERALL DIMENSIONS



Junior 624



Item code No.	Model	Specifications		Applications
		Version	Incorporated	Max. gate weight (kg) (*)
624L	Operator only JUNIOR 624	24 Vdc	ELPRO 62	400


NOTE: geared motor operator complete with mounting base plate, anchoring bolts, driving gear, 2 x overriding coded keys, magnetic limit switch and pair of limit switch plates.

() The gate structure, shape and wheels may affect the values as indicated.*

Always make sure the gate is adequate to be automatically operated and remove any possible friction points.

SPECIFIC ACCESSORIES

Item code No.	Description
620L	Electronic control board ELPRO 62
632L	Pack of 2 x 2.6 Ah-12 V batteries with cables for connection to ELPRO 62
671L	Mechanical limit switch set. Complete with striking plates and screws
2118L	Nylon gear rack with fastening supports, module 4, 1 m bars – kit of 10 m - complete with screws and square washers



Complete KIT packages, consult the dedicated section on page 140



- packing
- safe
- strong for transport
- easy to handle

for sliding gates

for swinging gates

for industrial doors

for garage doors

oil-hydraulic road barriers

electronic controllers

command accessories

safety and signalling accessories

radio receivers and transmitters

kits

complete systems

Junior 633



230 Vac electromechanical operator for sliding gates up to 600 kg.

- **Design**
modern style, the cover is fitted with a blue led light to provide indication of the operator status.
- **Quiet**
230 Vac - 0,33 HP geared motor operator, gear coupling in an oil bath, mounted on ball bearings.
- **Smart**
gate travel is simple to program by button.
Slowdown on opening and closing phases.
Magnetic limit switch as standard, mechanical as option.
- **Safe**
the combined action of the encoder and the constant monitoring of the efforts ensure the correct functioning of the gate, obstacles are duly detected and gate travel reversed. It is possible to connect all the safety devices to the incorporated control board ELPRO 63. Release handle to override by encoded key.
- **Strong and compact**
base plate of pressure cast aluminium, polyester powder coating.
Suitable for residential, commercial and industrial applications.
- **Versatile**
double sliding gate function available by selecting the master/slave option with ELPRO 63.
- **Tested and Certified**
in compliance with the existing European Norms EN 12445 and EN 12453, C marking, type tested according to ITT PDC No. 0977-2010.



Detail of the led lamp to indicate the status of the system with Junior 633 and possible failures of the system. Blue and amber led lights



Incorporated electronic control board ELPRO 63, pre-set to take the plug-in radio receiver



Details of the magnetic limit switch



Manual override by coded key

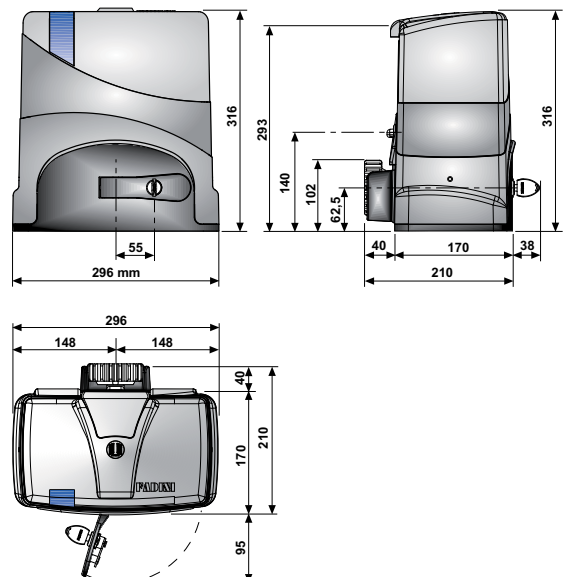
TECHNICAL DATA

Power supply	230 Vac - 50 Hz
Absorbed power	400 W
Absorbed current	2 A
Torque	600 N
Motor speed	1.350 rpm
Gate speed	10 m/min
Gear ratio	1:31
Protection standards	IP 54
Oil type	FADINI oil - code 706L
Working temperature	-20 °C +50 °C
Weight	11,3 kg
Frequency of use	intensive

OPTIONAL

Mechanical limit switch

OVERALL DIMENSIONS



Junior 633



Item code No.	Model	Specifications		Applications
		Version	Incorporated	Max. gate weight (kg) (*)
633L	Operator only JUNIOR 633	230 Vac	ELPRO 63	600


NOTE: geared motor operator complete with mounting base plate, anchoring bolts, driving gear, 2 x overriding coded keys, magnetic limit switch and pair of limit switch plates.

() The gate structure, shape and wheels may affect the values as indicated.*

Always make sure the gate is adequate to be automatically operated and remove any possible friction points.

SPECIFIC ACCESSORIES

Item code No.	Description
630L	Electronic control board ELPRO 63
671L	Mechanical limit switch set. Complete with striking plates and screws
2118L	Nylon gear rack with fastening supports, module 4, 1 m bars – kit of 10 m - complete with screws and square washers



Complete KIT packages, consult the dedicated section on page 141



- packing
- safe
- strong for transport
- easy to handle

for sliding gates

for swinging gates

for industrial doors

for garage doors

oil-hydraulic road barriers

electronic controllers

command accessories

safety and signalling accessories

radio receivers and transmitters

kits

complete systems

Junior 650



230 Vac electromechanical operator for sliding gates up to 1.200 kg

• Design

modern style, the cover is fitted with a blue led light to provide indication of the operator status.

• Quiet

NEW

230 Vac - 0.5 HP geared motor operator with gear coupling of **bronze** and **steel** in an **oil bath**, mounted on ball bearings of extremely high level quality and reliability.

• Smart

gate travel is simple to program by button.

Slowdown on opening and closing phases.

Magnetic limit switch as standard, mechanical as option.

• Safe

the combined action of the encoder and the constant monitoring of the efforts ensure the correct functioning of the gate, obstacles are duly detected and gate travel reversed. It is possible to connect all the safety devices to the incorporated control board ELPRO 63.

Release handle to override by encoded key.

• Strong and compact

base plate of pressure cast aluminium, polyester powder coating.

Suitable for industrial applications.

• Versatile

double sliding gate function available by selecting the master/slave option with ELPRO 63.

• Tested and Certified

in compliance with the existing European Norms EN 12445 and EN 12453, C marking, type tested according to ITT PDC No. 0978-2010.



Detail of the led lamp to indicate the status of the system with Junior 633 and possible failures in it. Blue and amber led lights



Incorporated electronic control board ELPRO 63, pre-set to take the plug-in radio receiver



Details of the magnetic limit switch as standard



Manual override by coded key

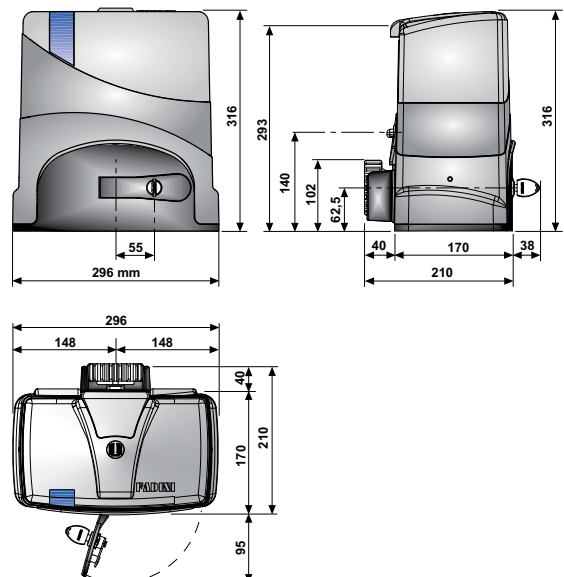
TECHNICAL DATA

Power supply	230 Vac - 50 Hz
Absorbed power	510 W
Absorbed current	2,4 A
Torque	1.000 N
Motor speed	1.350 rpm
Gate speed	10 m/min
Gear ratio	1:32
Protection standards	IP 54
Oil type	FADINI oil - code 706L
Working temperature	-20 °C +50 °C
Weight	13,5 kg
Frequency of use	intensive

OPTIONAL

Mechanical limit switch

OVERALL DIMENSIONS



Junior 650



Item code No.	Model	Specifications		Applications
		Version	Incorporated	Max. gate weight (kg) (*)
650L	Operator only JUNIOR 650	230 Vac	ELPRO 63	1.200


NOTE: geared motor operator complete with mounting base plate, anchoring bolts, driving gear, 2 x overriding coded keys, magnetic limit switch and pair of limit switch plates.

() The gate structure, shape and wheels may affect the values as indicated.*

Always make sure the gate is adequate to be automatically operated and remove any possible friction points.

SPECIFIC ACCESSORIES

Item code No.	Description
630L	Electronic control board ELPRO 63
671L	Mechanical limit switch set. Complete with striking plates and screws
2118L	Nylon gear rack with fastening supports, module 4, 1 m bars – kit of 10 m - complete with screws and square washers



Complete KIT packages, consult the dedicated section on page 142



- packing
- safe
 - strong for transport
 - easy to handle

for sliding gates

for swinging gates

for industrial doors

for garage doors

oil-hydraulic road barriers

electronic controllers

command accessories

safety and signalling accessories

radio receivers and transmitters

kits

complete systems

Nyota 115 evo



230 V and 400 V electromechanical operators for sliding gates up to 1.250 Kg (0,5 HP model) and 1.850 Kg (1,0 HP model).



• Powerful and stylish

operator with gear coupling of bronze and steel in an oil bath, mounted on ball bearings of extremely high level quality and reliability.

Electric motors of various power rating.

• Reliable

aluminium gear box and cover are a total guarantee of long life over the time. Manual override by lever and coded key.

• Safe

with encoder option to constantly monitor the correct gate functioning. Possible obstacles are detected and gate travel reversed. Electronic brake with gate slowdown in opening and closing.

• Versatile

as a complete range of models is available. Suitable for residential and industrial applications.

Electronic control board either incorporated inside NYOTA 115 EVO or outside in a separate, weather-proof, polycarbonate box. Gate travel is programmed by a simple button. Master/slave function made available for bi-parting sliding gates

• Tested and certified

C marking and type testing according to ITT PDC No.2389-2008.

OVERALL DIMENSIONS



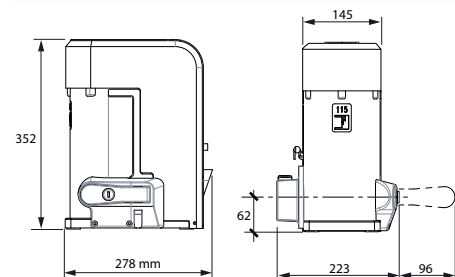
Magnetic limit switch (optional)



Materials of very high quality standards and reliability. Gear coupling of bronze-steel in an oil bath.



Fixing base plate



TECHNICAL DATA

	SINGLE-PHASE (0,5 HP)	THREE-PHASE (0,5 HP)	SINGLE-PHASE (1,0 HP)	THREE-PHASE (1,0 HP)
Power supply	230 Vac - 50 Hz	230/400 Vac - 50 Hz	230 Vac - 50 Hz	230/400 Vac - 50 Hz
Absorbed power	600 W	575 W	1.130 W	1.030 W
Absorbed current	3,2 A	2,1/1,2 A	5,7 A	3,7/2,2 A
Power output	0,37 kW	0,37 kW	0,73 kW	0,73 kW
Motor speed	1.380 rpm			
Capacitor	20/30 µF		30/40 µF	
Gear rated torque	40 Nm	40 Nm	80 Nm	80 Nm
Gate speed	10 m/min			
Gear ratio	1/32			
Working temperature	-25 °C +80 °C			
Limit switch	mechanical			
Protection standards	IP 55			
Oil type	FADINI oil - code 706L			
Operator weight	18,5 kg	18 kg	20 kg	19,5 kg
Frequency of use	very intensive			

Nyota 115 evo



for sliding gates

for swinging gates

for industrial doors

for garage doors

oil-hydraulic road barriers

electronic controllers


command accessories

safety and signalling accessories

radio receivers and transmitters

kits

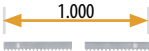







complete systems

Item code No.	Model	Specifications							Applications
		Version	Power (kW/HP)	 Incorporated	Limit switch	Mechanical clutch	Encoder	Electronic brake	Max. gate weight (kg)(*)
1113L	NYOTA 115 EVO	three-phase	0,37 / 0,5		mechanical	✓		✓	1.250
1114L	NYOTA 115 EVO	three-phase	0,73 / 1,0		mechanical	✓		✓	1.850
1116L	NYOTA 115 EVO	single-phase	0,37 / 0,5		mechanical	✓		✓	1.200
1117L	NYOTA 115 EVO	single-phase	0,73 / 1,0		mechanical	✓		✓	1.800
1121L	NYOTA 115 EVO	single-phase	0,37 / 0,5	ELPRO 12 EVO	mechanical		✓	✓	1.200
1122L	NYOTA 115 EVO	single-phase	0,73 / 1,0	ELPRO 12 EVO	mechanical		✓	✓	1.800
1269L	NYOTA 115 EVO REVERSIBLE	single-phase	0,37 / 0,5		mechanical	✓		✓	1.200
1271L	NYOTA 115 EVO REVERSIBLE	single-phase	0,37 / 0,5	ELPRO 12 EVO FN	mechanical		✓	✓	1.800


NOTE: each operator comes complete with fixing base plate, mechanical limit switch and pair of limit switch plates and 2 release coded keys.

(*) The gate structure, shape and wheels may affect the values as indicated. Always make sure the gate is adequate to be automatically operated and remove any possible friction points.

SPECIFIC ACCESSORIES

Item code No.	Description
 204L	Zinc gear rack with fixing holes, thickness 30 x 8, module 4, in 1 m bars
207L	Zinc gear rack with fixing holes, thickness 30 x 12, module 4, in 1 m bars
208L	Gear rack fixing set: spacer, screw and washer
 2039L	Zinc gear rack 22 x 22, module 4, in 2 m bars
 2118L	Nylon gear rack with fixing supports, module 4, in 1 m bars – 10 m kit pack with screws and square washers
 706L	"FADINI oil" for geared motor operators, in 2 l container
216L	16 µF capacitor with electric cable
 7065L	20 µF capacitor with electric cable
 7066L	30 µF capacitor with electric cable
 7067L	40 µF capacitor with electric cable
 1123L	Magnetic limit switch for NYOTA 115 EVO complete with support, brackets and magnets. NOTE: the device is factory-fitted to the operator in the assembling phase. (the magnetic limit switch cannot be fitted to NYOTA 115 EVO at a later stage, if it comes with the factory fitted mechanical one)

SPECIFIC CONTROL UNITS

Item code No.	Description	Service	Weather-proof polycarbonate box
 7063L	ELPRO 12 EVO	single-phase	
7064L	ELPRO 12 EVO FN	single-phase	
7087L	ELPRO 37	single-phase/three-phase	✓
7180L	ELPRO 37 DS	single-phase/three-phase	✓
7184L	ELPRO 37 FN	single-phase/three-phase	✓
7069L	Polycarbonate special box for ELPRO 12 EVO complete with encoder connector		

NOTE: for complete information about the control units, consult the dedicated section from page 104 onwards

Mec 200



230 V
0,5 HP

230V
1 HP

400V
0,5 HP

400V
1 HP

400V
1,5 HP



230 Vac and 400 Vac electromechanical operators for sliding gates up to 1.250 kg (0,5 HP model), 1.850 Kg (1,0 HP model) and 2.000 Kg (1,5 HP model).

• Powerful

operator with gear coupling of bronze and steel in an oil bath, mounted on ball bearings of extremely high level quality and reliability.

Electric motors of various power rating, air-cooling and electro-brake options also available.

• Reliable

aluminium gear box and cover are a total guarantee of long life over the time.

• Safe

adjustable torque control provided by a mechanical clutch system.

• Strong and compact

base plate of pressure cast aluminium.

• Versatile

a complete range of models. Horizontal and Vertical options.

Suitable for heavy duty and industrial applications.

Electronic control board incorporated inside MEC 200 or outside in a separate plastic box.

• Tested and Certified

C marking and type testing according to ITT PDC No.2388-2008.

OVERALL DIMENSIONS



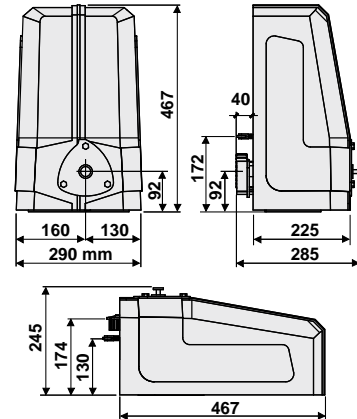
Horizontal version



Vertical geared motor without cover



Mechanical limit switch



TECHNICAL DATA

	SINGLE-PHASE (0,5 HP)	THREE-PHASE (0,5 HP)	SINGLE-PHASE (1,0 HP)	THREE-PHASE (1,0 HP)	THREE-PHASE (1,5 HP)
Power supply	230 Vac - 50 Hz	230/400 Vac - 50 Hz	230 Vac - 50 Hz	230/400 Vac - 50 Hz	230/400 Vac - 50 Hz
Absorbed power	510 W	575 W	1.130 W	1.030 W	1.500 W
Absorbed current	2,4 A	2,1/1,2 A	5,7 A	3,7/2,2 A	5,1/3 A
Power output	0,37 kW	0,37 kW	0,73 kW	0,73 kW	1,1 kW
Motor speed	1.380 rpm				
Capacitor	20 µF		30 µF		
Gear rated torque	40 Nm	40 Nm	80 Nm	80 Nm	110 Nm
Gate speed	10 m/min				
Gear ratio	1/32				
Working temperature	-25 °C +80 °C				
Limit switch	mechanical				
Protection standards	IP 55 (inside the cover)				
Lubrication type	FADINI oil - code 706L				
Operator weight	19,5 kg (horiz) - 19 kg (vert)	18,5 kg (horiz) - 18 kg (vert)	23,5 kg (horiz) - 23 kg (vert)	21,5 kg (horiz) - 21 kg (vert)	25,5 kg (horiz) - 25 kg (vert)
Frequency of use	very intensive				

Mec 200



for sliding gates

for swinging gates

for industrial doors

for garage doors

oil-hydraulic road barriers

electronic controllers

command accessories

safety and signalling accessories

radio receivers and transmitters


kits

complete systems



NOTE: each operator comes complete with ground fixing base plate, mechanical limit switch, limit switch plates and release spanner.
Always make sure the gate is adequate to be automatically operated and remove any possible friction points.
(* The gate structure, shape and wheels may affect the values as indicated.)











— HORIZONTAL

Item code No.	Model	Specifications				Applications
		Version	Power (kW/CV)	Air-cooled motor with electro-brake	 Incorporated	
196L	MEC 200	three-phase	0,37 / 0,5			1.250
197L	MEC 200	three-phase	0,73 / 1,0			1.850
198L	MEC 200	three-phase	1,1 / 1,5			2.000
199L	MEC 200	three-phase	0,37 / 0,5		ELPRO 70/3 Plus	1.250
1964L	MEC 200	single-phase	0,37 / 0,5			1.200
1975L	MEC 200	single-phase	0,73 / 1,0			1.800
197567L	MEC 200	single-phase	0,73 / 1,0	✓		1.800
19767L	MEC 200	three-phase	0,73 / 1,0	✓		1.850
19867L	MEC 200	three-phase	1,1 / 1,5	✓		2.000
1994L	MEC 200	single-phase	0,37 / 0,5		ELPRO 70/3 Plus	1.200

VERTICAL

211L	MEC 200	three-phase	0,37 / 0,5			1.250
212L	MEC 200	three-phase	0,73 / 1,0			1.850
213L	MEC 200	three-phase	1,1 / 1,5			2.000
215L	MEC 200	three-phase	0,37 / 0,5		ELPRO 70/3 Plus	1.250
7155L	MEC 200 REVERSIBLE	three-phase	0,37 / 0,5			1.250
7154L	MEC 200 REVERSIBLE	single-phase	0,37 / 0,5			1.200
2114L	MEC 200	single-phase	0,37 / 0,5			1.200
2125L	MEC 200	single-phase	0,73 / 1,0			1.800
212567L	MEC 200	single-phase	0,73 / 1,0	✓		1.800
21267L	MEC 200	three-phase	0,73 / 1,0	✓		1.850
21367L	MEC 200	three-phase	1,1 / 1,5	✓		2.000
2154L	MEC 200	single-phase	0,37 / 0,5		ELPRO 70/3 Plus	1.200

SPECIFIC ACCESSORIES

Item No.	Description
 206L	Safety switch with support for 24 V low voltage cut-off
 2097L	MEC 200 HORIZONTAL gear box with base plate, clutch and limit switch, without electric motor and cover
 2098L	MEC 200 VERTICAL gear box with base plate, clutch and limit switch, without electric motor and cover
 204L	Zinc gear rack with fixing holes, thickness 30x8, module 4, in 1 m bars
 207L	Zinc gear rack with fixing holes, thickness 30x12, module 4, in 1 m bars
208L	Gear rack fixing set: spacer, screw and washer
 2039L	Zinc gear rack 22 x 22 – module 4, in 2 m bars
 706L	"FADINI oil" for geared motor operators, in 2 l container
 216L	16 µF capacitor with electric cable
 7065L	20 µF capacitor with electric cable
 7080L	12,5 µF capacitor with electric cable

SPECIFIC ELECTRONIC CONTROLLERS



Cod.Art.	Description	Service	Weather-proof polycarbonate box
7060L	ELPRO 70/3 PLUS	single-phase/three-phase	
7087L	ELPRO 37	single-phase/three-phase	✓
7180L	ELPRO 37 DS	single-phase/three-phase	✓

NOTE: for complete information about the control units, consult the dedicated section from page 104 onwards

Fibo 300 - Fibo 400



Three-phase electromechanical operators for sliding gates up to 4.000 kg.

- **Solid**
FIBO 300 operator with 1,5 HP – 400 Vac motor, gate weight up to 2.500 Kg. FIBO 400 with 3,0 HP – 400 Vac motor, gate weight up to 4.000 Kg.
For industrial installations.
- **Reliable**
worm-gear assembly made of bronze and steel, in an oil bath, all supported by bearings.
Mechanical clutch system for torque control to make it safe.
- **Protected**
the geared motors are enclosed in protective cabinets made of steel sheet.
- **Functional**
the electronic control box, ELPRO 37 HP with power contactors, is located inside the protection cabinet.
Mechanical limit switches.
- **Series LB**
special version for heavy industrial gates and doors on sliding tracks, either single panel version or folding laterally. Chain drive system.



FIBO 300 Internal view with ELPRO 37 HP electronic controller (optional)



Lateral view



Drive gear and mechanical limit switches



FIBO 400 without cover



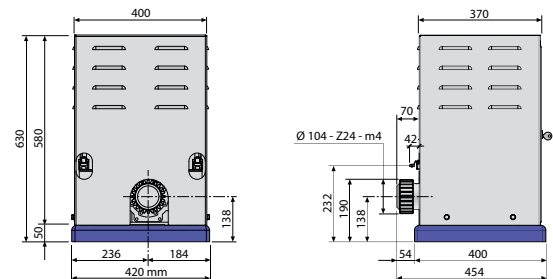
Example of installation

TECHNICAL DATA

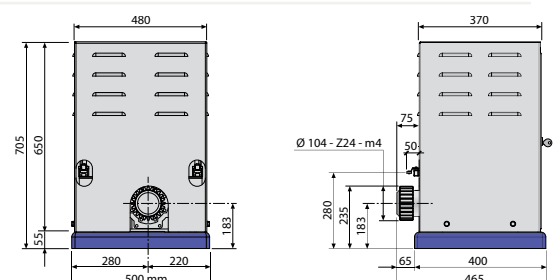
	FIBO 300	FIBO 400
Power supply	230/400 Vac – 50/60 Hz	
Absorbed power	1.500 W	2.800 W
Absorbed current	5,1/3 A	9,4/5,4 A
Power output	1,1 kW (1,5 HP)	2,2 kW (3,0 HP)
Motor speed	1.400 rpm (50 Hz) 1.700 rpm (60 Hz)	
Rated torque (50 Hz)	300 Nm	600 Nm
Rated torque (60 Hz)	247 Nm	490 Nm
Gate speed (1.400 rpm – 50 Hz)	10,5 m/min	
Gate speed (1.400 rpm – 60 Hz)	12,8 m/min	
Gear ratio	1/40	
Working temperature	-25 °C +80 °C	
Limit switch	mechanical	
Protection standards	IP 55 (inside the housing)	
Oil type	Oil FADINI - code 706L	
Motor weight	65 kg	105 kg
Frequency of use	very intensive	

OVERALL DIMENSIONS

FIBO 300



FIBO 400



Fibo 300 - Fibo 400



for sliding gates

for swinging gates

for industrial doors

for garage doors

oil-hydraulic road barriers

electronic controllers

command accessories

safety and signalling accessories

radio receivers and transmitters

kits

complete systems

Item code No.	Model	Specifications			Applications
		Version	Power (kW/HP)	Limit switch	Max. gate weight (kg) (*)



3002L	FIBO 300	three-phase	1,1 / 1,5	mechanical	2.500
--------------	----------	-------------	-----------	------------	-------



4002L	FIBO 400	three-phase	2,2 / 3,0	mechanical	4.000
--------------	----------	-------------	-----------	------------	-------

NOTE: complete with ground fixing base plate, mechanical limit switch, pair of limit switch plates, housing, 2 cover lock keys, 1 release spanner, without control box.

(*) The gate structure, shape and wheels may affect the values as indicated.

Always make sure the gate is adequate to be automatically operated and remove any possible friction points.

SPECIFIC ACCESSORIES

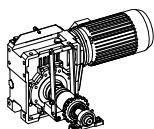
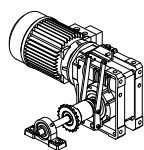


Item code No.	Description
2039L	Zinc gear rack 22 x 22 – module 4, in 2 m bars



FOR INDUSTRIAL DOORS

Item code No.	Model	Specifications			Applications
		Version	Power (kW/HP)	Gear reduction	Pinion [speed]
2220L	FIBO 300 LB	230 V/ 400 V – 50 Hz	1,1 kW (1,5 HP)	1:40	Z20 – 1/2"
		230 V/ 400 V – 60 Hz			[9 m/min – 50 Hz 1.400 rpm] [11 m/min – 60 Hz 1.700 rpm]
2222L	FIBO 300 LB	230 V/ 400 V – 50 Hz	1,1 kW (1,5 HP)	1:60	Z13 – 3/4"
		230 V/ 400 V – 60 Hz			[6 m/min – 50 Hz 1.400 rpm] [7 m/min – 60 Hz 1.700 rpm]
2223L	FIBO 400 LB	230 V/ 400 V – 50 Hz 230 V/ 400 V – 60 Hz	2,2 kW (3,0 HP)	1:56	Z18 – 3/4" [9 m/min – 50 Hz 1.400 rpm] [11 m/min – 60 Hz 1.700 rpm]



NOTE: complete with handle lever for manual release. Release by cable, item no. 2044L on page 83.

NOTE: FIBO 300 LB and FIBO 400 LB are special operators for very large doors. It is advised to contact our technical office for further information about the various options.

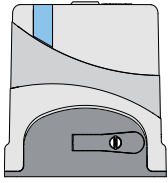
SPECIFIC CONTROL UNITS



Item code No.	Description	Service	Weather-proof polycarbonate box
7185L	ELPRO 37 HP	three-phase	✓

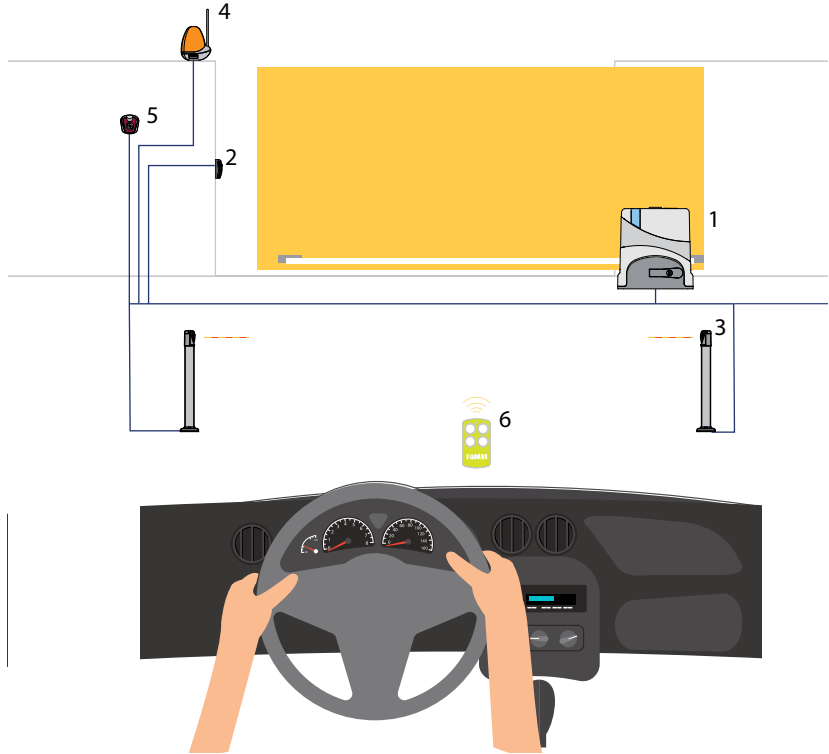
NOTE: for complete information about the control units, consult the dedicated section from page 104 onwards

Junior 624/633/650

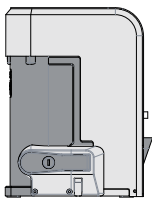


INSTALLATION GENERAL LAYOUT

- 1» Gate operator
JUNIOR 624/633/650
- 2» Photocells
- 3» Photocells on posts
- 4» Flasher
- 5» Keyswitch
- 6» Transmitter

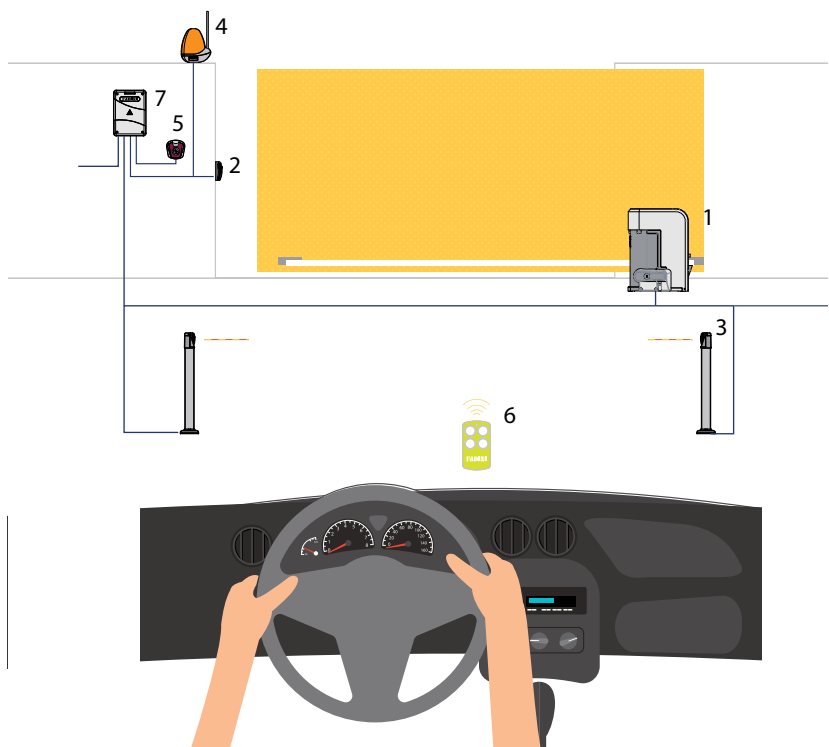


Nyota 115 evo



INSTALLATION GENERAL LAYOUT

- 1» Gate operator
NYOTA 115 EVO
- 2» Photocells
- 3» Photocells on posts
- 4» Flasher
- 5» Keyswitch
- 6» Transmitter
- 7» Electronic controller



Mec 200



for sliding gates

for swinging gates

for industrial doors

for garage doors

oil-hydraulic road barriers

electronic controllers

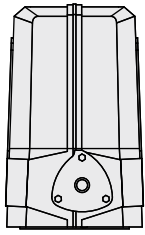
command accessories

safety and signalling accessories

radio receivers and transmitters

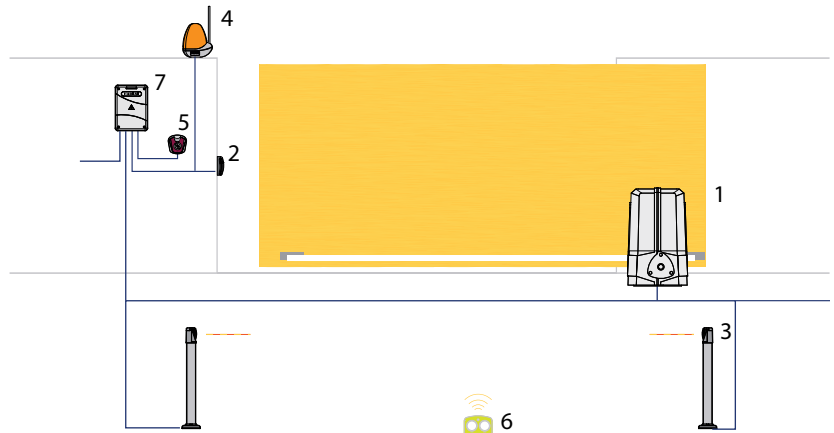
kits

complete systems




INSTALLATION GENERAL LAYOUT

- 1» Gate operator MEC 200
- 2» Photocells
- 3» Photocells on posts
- 4» Flasher
- 5» Keyswitch
- 6» Transmitter
- 7» Electronic controller

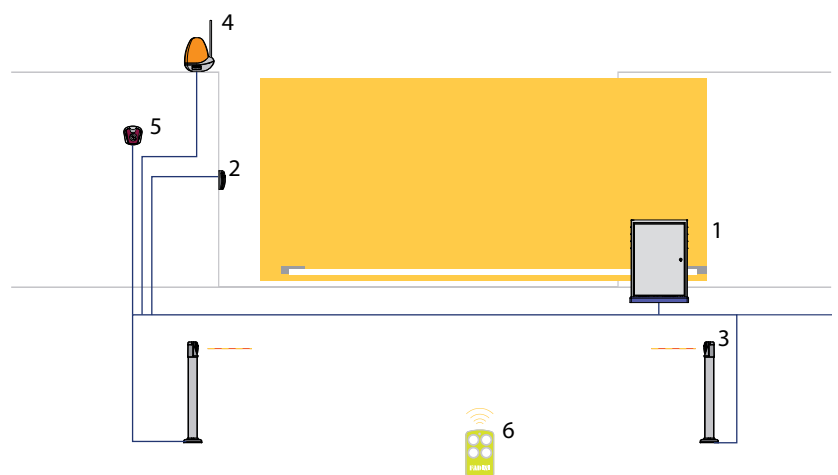


Fibo 300/400



INSTALLATION GENERAL LAYOUT

- 1» Gate operator FIBO 300/400
- 2» Photocells
- 3» Photocells on posts
- 4» Flasher
- 5» Keyswitch
- 6» Transmitter





Oil-hydraulic and electromechanical automation for swinging gates

ELECTROMECHANICAL OPERATOR FOR EXTERNAL MOUNT

DARDO

page 42



DARDO 424



2,5



DARDO 430



2,8

OIL-HYDRAULIC OPERATOR FOR EXTERNAL MOUNT

HINDI 880 SPRINT

page 46



2,3

NUPI 66

page 48



2,5

HINDI 880 EVO

page 50



stroke 150 mm



1,5

stroke 280 mm



3,2

stroke 400 mm



4,5

stroke 400 mm - code 884P3L / 88484P3L

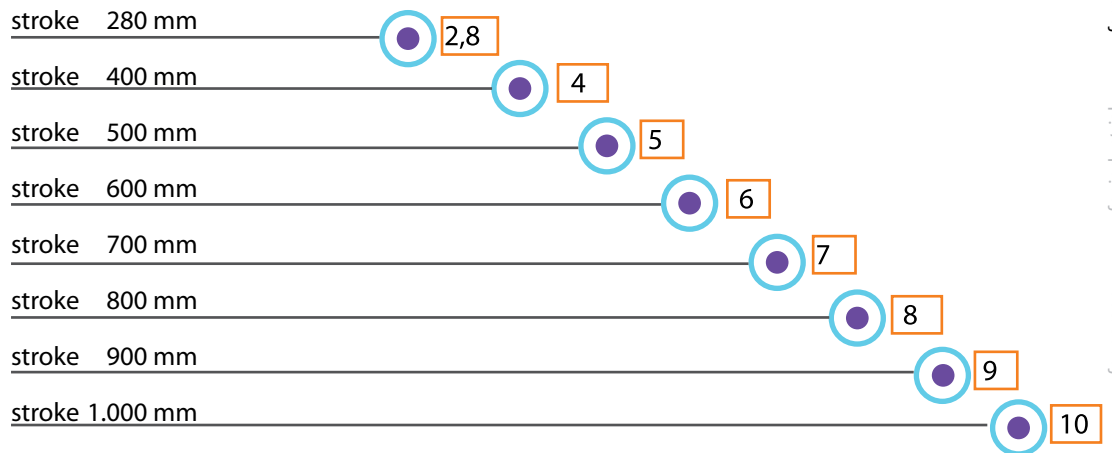


8

OIL-HYDRAULIC OPERATOR FOR EXTERNAL MOUNT

MEC 800

page 54



ELECTROMECHANICAL OPERATOR FOR EXTERNAL MOUNT

BART 350

page 58



OIL-HYDRAULIC OPERATOR FOR EXTERNAL MOUNT

APROLI 280 BATT

page 60



APROLI 280/700 ROBUSTO

page 62



OIL-HYDRAULIC OPERATOR FOR UNDERGROUND INSTALLATION

COMBI 740

page 64



COMBI 787

page 68



DRIVE 700





page 70








Guide to the applications

Power supply

-  24 Vdc
-  230 Vac
-  230 - 400 Vac three-phase
-  Single gate max. width (m)

Frequency of use

-  semi-intensive
-  intensive
-  very intensive



24 Vdc electromechanical operator for swinging gates with leaves up to 2,5 m each.

• Quiet

24 Vdc irreversible electromechanical operator, brass shaft nut (threaded bush) and steel screw shaft system, where the shaft is supported by a radial bearing and a lubricated bushing.

• Simple

release system for the manual operations of the gates. Overriding is by the same coded key that allows opening of the protection cover.

• Smart

as gate delay can be made automatically during the programming phase or manually by simply pressing a button in the ELPRO 42 electronic control box.

Mechanical stop plates fix the limits of the permitted gate travel in opening and closing by adjusting their positions directly on to the operator cover.

• Safe

by the combined action of the encoder with the constant monitoring of the efforts, which ensures the correct functioning of the gate. Possible obstacles are detected and gate travel reversed. Slowing down in opening and closing phases.

• Robust and compact

thanks to its protection cover in pressure cast aluminium and polyester powder coating. Suitable for residential applications.



Manual release by coded key



Incorporated stop plates in open and closed gate positions



Terminal blocks for the electrical connections



Example of installation

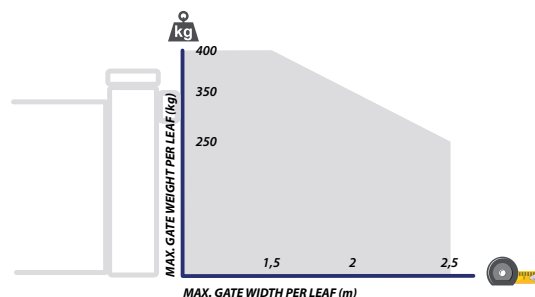
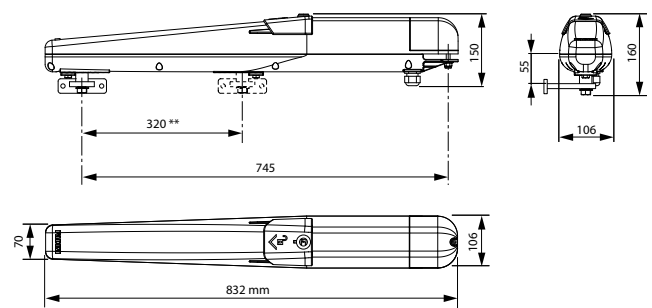
TECHNICAL DATA

Power supply	230 Vac - 50 Hz
Motor voltage	24 Vdc
Absorbed power	80 W
Absorbed current	3,5 A
Opening time [90°]	16 s ÷ 20 s *
Speed	16 ÷ 20 mm/s *
Thrust	1.000 N
Working temperature	-20 °C +50 °C
Protection standards	IP 44
Net travel between mechanical stops	320 mm **
Weight	6,5 kg
Frequency of use	intensive

* opening and closing times depend on the fixing distances, speed adjustment and gate inertia.

** without the mechanical stops it is possible to extend travel by 60 mm, but it is required that gate stops be fitted on to the ground both in open and closed gate positions as required.

OVERALL DIMENSIONS



The gate structure, design (solid, in-filled), height and strong wind pressure may affect and decrease the indicated values. Make always sure the gate structure is adequate to automation.

Dardo 424



for sliding gates

for swinging gates

for industrial doors

for garage doors

oil-hydraulic road barriers

electronic controllers

command accessories

safety and signalling accessories

radio receivers and transmitters

kits

complete systems



Item code No.	Model	Specifications	Applications	
		Version	Max. width per gate leaf (m)	Max. weight per gate leaf (kg)
424L	DARDO 424 operator only	24 V	2,5	400

NOTE: the operator comes complete with rear and front fixing brackets, open and closed incorporated stop plates, cable inlet gland for power supply and encoder, 2 coded keys for manual release.

SPECIFIC CONTROL UNITS



Item code No.	Description	Service	Weather-proof polycarbonate box
4200L	ELPRO 42	single-phase	✓

NOTE: for complete information about the control units, consult the dedicated section from page 104 onwards



Complete KIT packages, consult the dedicated section on page 144



- packing
- safe
 - strong for transport
 - easy to handle



230 V electromechanical operator for swinging gates with leafs up to 2,8 m each.

- **Quiet**
230 V irreversible electromechanical operator, brass shaft nut (threaded bush) and steel screw shaft system, where the shaft is supported by a radial bearing and a lubricated bushing.
- **Simple**
release system for the manual operations of the gates. Overriding is by the same coded key that allows opening of the protection cover.
- **Smart**
as gate delay can be made automatically during the programming phase or manually by simply pressing a button in the ELPRO 43 electronic control box.

Mechanical stop plates fix the limits of the permitted gate travel in opening and closing by adjusting their positions directly on to the operator cover.

- **Safe**
by the combined action of the encoder with the constant monitoring of the efforts, which ensures the correct functioning of the gate. Possible obstacles are detected and gate travel reversed. Slowing down in opening and closing phases.
- **Robust and compact**
thanks to its protection cover in pressure cast aluminium and polyester powder coating. Suitable for residential applications.



Manual release by coded key



Incorporated stop plates in open and closed gate positions



Terminal blocks for the electrical connections



Example of installation

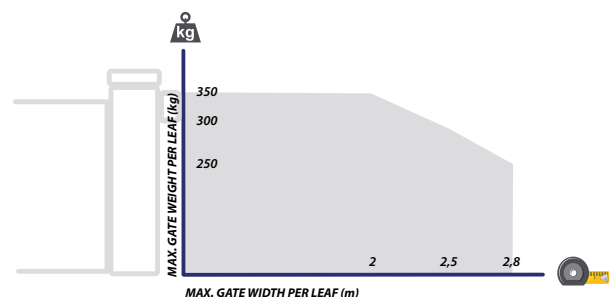
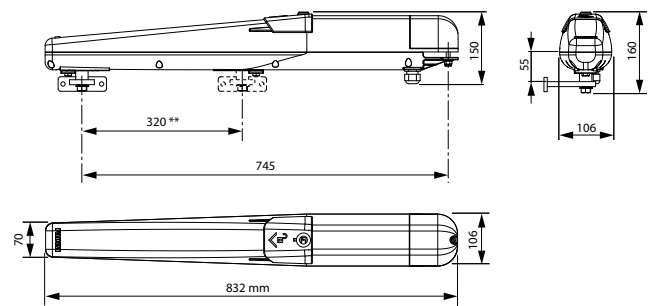
TECHNICAL DATA

Power supply	230 Vac - 50 Hz
Absorbed power	300 W
Absorbed current	1,7 A
Opening time [90°]	16 s ÷ 20 s *
Speed	16 ÷ 20 mm/s *
Thrust	3.000 N
Working temperature	-20 °C +50 °C
Protection standards	IP 44
Net travel between mechanical stops	320 mm **
Weight	8 kg
Frequency of use	30 %

* opening and closing times depend on the fixing distances, speed adjustment and gate inertia.

** without the mechanical stops it is possible to extend travel by 60 mm, but it is required that gate stops be fitted on to the ground both in open and closed gate positions as required.

OVERALL DIMENSIONS



The gate structure, design (solid, in-filled), height and strong wind pressure may affect and decrease the indicated values. Make always sure the gate structure is adequate to automation.

Dardo 430



for sliding gates

for swinging gates

for industrial doors

for garage doors

oil-hydraulic road barriers

electronic controllers

command accessories

safety and signalling accessories

radio receivers and transmitters

kits

complete systems



Item code No.	Model	Specifications	Applications	
		Version	Max. width per gate leaf (m)	Max. weight per gate leaf (kg)
430L	DARDO 430 operator only	230V	2,8	350

NOTE: the operator comes complete with rear and front fixing brackets, open and closed incorporated stop plates, cable inlet gland for power supply and encoder, 2 coded keys for manual release.

SPECIFIC CONTROL UNITS



Item code No.	Description	Service	Weather-proof polycarbonate box
4300L	ELPRO 43	single-phase	✓

NOTE: for complete information about the control units, consult the dedicated section from page 104 onwards



Complete KIT packages, consult the dedicated section on page 145



- packing
- safe
 - strong for transport
 - easy to handle

Hindi 880 sprint



Oil-hydraulic operator for swinging gates up to 2,3 m per leaf.

• Oil-hydraulic

valve assembly complete with adjustable pressure screws.
Protected manual release device.

• Robust

structure entirely made of aluminium.
Easy to install and adjust.

suitable to residential installations.
Kit format complete with accessories.

• Versions

reversible non locking.
Locking by hydraulic device in close gate position, or double locking.



Rear fixing



Front fixing steel shaft



Open and close thrust power adjustable by screws



Example of installation

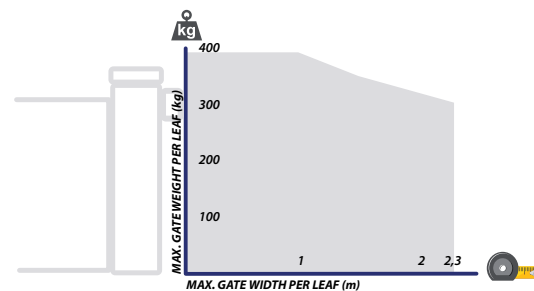
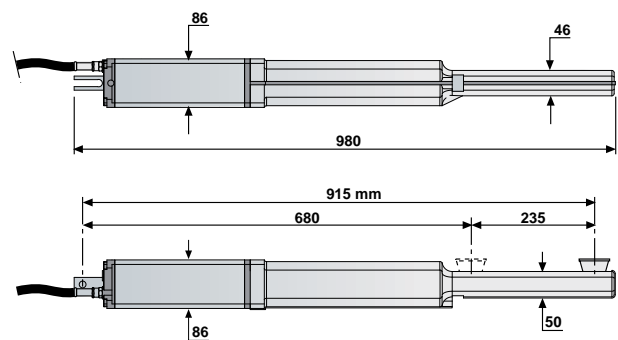
TECHNICAL DATA

Power supply	230 Vac - 50 Hz
Absorbed power	250 W
Power output	180 W
Absorbed current	1,2 A
Stroke	235 mm
Shaft diameter	16 mm
Opening/closing linear speed	~ 16 mm/s
Opening Thrust	0 ÷ 5.100 N
Closing Thrust	0 ÷ 6.200 N
Working temperature	-25 °C +80 °C (*)
Oil type	FADINI oil - item code 708L
Protection standards	IP 67
Frequency of use	intensive
Weight	9,5 kg

(*) -40 °C with specific optional accessories, page 18.

STROKE	WIDTH PER GATE LEAF
	max. 2,3 m
235 mm	non locking with gate lock bidirectional locking and locking in closed position

OVERALL DIMENSIONS



The gate structure, design (solid, in-filled), height and strong wind pressure may affect and decrease the indicated values. Make always sure the gate structure is adequate to automation.

Hindi 880 sprint



for sliding gates

for swinging gates

for industrial doors

for garage doors

oil-hydraulic road barriers

electronic controllers

command accessories

safety and signalling accessories

radio receivers and transmitters

kits

complete systems



Item code No.	Model	Version	Applications	
		Hydraulic locking device	Single gate max. width (m)	Single gate max. weight (kg)
887L	Operator only HINDI 880 SPRINT (*)	reversible	2,3	400
888L	Operator only HINDI 880 SPRINT (*)	on closed gate	2,3	400
889L	Operator only HINDI 880 SPRINT (*)	bidirectional	2,3	400

NOTE: the operator comes complete with rear and front fixing plates, electric cable and release key.
With the non locking version (reversible), an electric lock is required.

(*) Specify right- left-handed version for the operator cover to fit.

NOTE: it is always recommended to install an electric lock with gate leafs wider than 2,0 m.

SPECIFIC ACCESSORIES



Item code No.	Description
708L	Biodegradable hydraulic "FADINI oil" in 2 l container

SPECIFIC CONTROL UNITS



Item code No.	Description	Service	Weather-proof polycarbonate box
7047L	ELPRO 27	single-phase	✓

NOTE: for complete information about the control units, consult the dedicated section from page 104 onwards



Complete KIT packages, consult the dedicated section on page 146



- packing
- safe
 - strong for transport
 - easy to handle



Oil-hydraulic operator for swinging gates up to 2,5 m width per leaf.

• Innovative

oil-hydraulic operator where thrust power is electronically controlled by ELPRO 7RP board. Starting capacitor incorporated. Easy to install and to adjust. Suitable for residential applications. Sold in kits complete with accessories.

• Practical

quick-to-respond release system by custom-coded key.

• Tested and Certified

C marking and type testing according to ITT PDC No.2391-2008



Rear fixing



Lid opening to release



Manual release by coded key



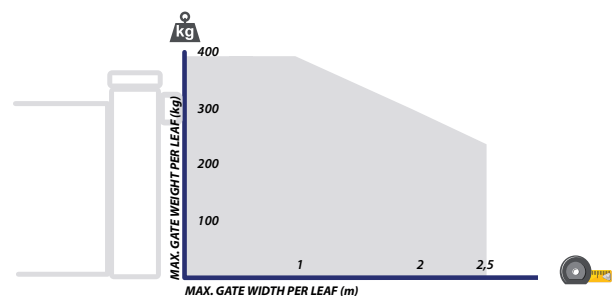
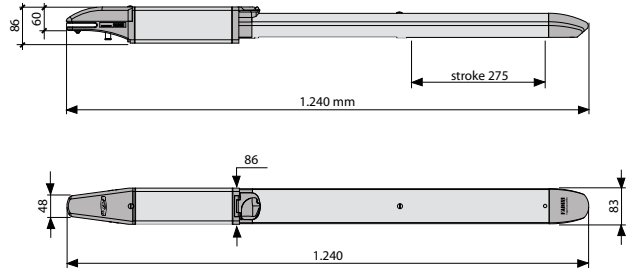
Example of installation

TECHNICAL DATA

Power supply	230 Vac- 50 Hz
Absorbed power	250 W
Power output	180 W
Absorbed current	1,2 A
Stroke	275 mm
Shaft diameter	16 mm
Linear speed	~ 13 mm/s
Thrust	3.100 N
Working temperature	-20 °C +80 °C (*)
Oil type	FADINI oil - item code 708L
Protection standards	IP 67
Frequency of use	intensive
Weight	8 kg

(*) -40 °C with specific optional accessories, page 18.

OVERALL DIMENSIONS



The gate structure, design (solid, in-filled), height and strong wind pressure may affect and decrease the indicated values. Make always sure the gate structure is adequate to automation.

Nupi 66



for sliding gates

for swinging gates

for industrial doors

for garage doors

oil-hydraulic road barriers

electronic controllers

command accessories

safety and signalling accessories

radio receivers and transmitters

kits

complete systems



Item code No.	Model	Version	Applications	
		Hydraulic locking device	Single gate max. width (m)	Single gate max. weight (kg)
661L	Operator only NUPI 66	on closed gate	2,5	400
663L	Operator only NUPI 66	on closed gate	2,5	400

NOTE: the operator comes complete with rear and front fixing plates to weld, release key and electric cable (only with item No. 663L).
NOTE: it is always recommended to install an electric lock with gate leaves wider than 2,0 m.

SPECIFIC ACCESSORIES



Item code No.	Description
708L	Biodegradable hydraulic "FADINI oil" in 2 l container

SPECIFIC CONTROL UNITS



Item code No.	Description	Service	Weather-proof polycarbonate box
6610L	ELPRO 7 RP	single-phase	✓

NOTE: for complete information about the control units, consult the dedicated section from page 104 onwards



Complete KIT packages, consult the dedicated section on page 147



- packing
- safe
 - strong for transport
 - easy to handle



Oil-hydraulic operator for swinging gates on residential, collective and commercial applications.

- Reliable**
 oil-hydraulic technology and quality with all its internal components to ensure precise and quiet movements.
 Suitable for residential and industrial applications.
- Quality**
 its component parts are unaffected by long run and far the less by weather conditions. Front fixing to gate by adjustable ball bearing eye.
- Safe**
 thrust power control by adjustable maximum pressure valves.
- Innovative: a single model**
 EVO hydraulic locking device allows the installer to set it to meet the application requirements:
 N reversible, non locking / A locking in open gate position / B locking in closed position / BB bidirectional locking. Hydraulic braking: in opening only, in closing only, in opening and closing, or non braking.
- Easy**
 quick release system by custom-coded key.
- Tested and Certified**
 C marking and type testing according to ITT PDC No.2392-2008.



Front fixing eye with adjustable ball bearing



Valve block sliding lid for release and valve adjustment



Detail of the rear end cap



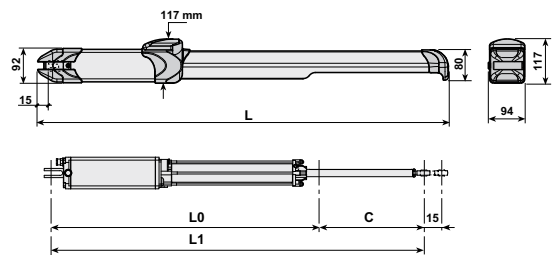
Detail of an on-the-gate installation

TECHNICAL DATA

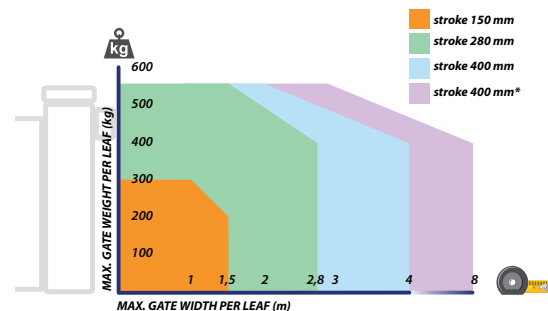
Stroke	150 mm	280 mm	400 mm
Power supply	230 Vac- 50 Hz		
Absorbed power	250 W		
Power output	180 W		
Absorbed current	1,2 A		
Pump flow rate	1,4 l/min [P5]	1,4 l/min [P5] 0,85 l/min [P3]	
Shaft diameter	20 mm		
Linear speed in opening	~ 15 mm/s	~ 17 mm/s [P5] ~ 11 mm/s [P3]	
Linear speed in closing	~ 14 mm/s	~ 14 mm/s [P5] ~ 9 mm/s [P3]	
Opening thrust	0 ÷ 4.000 N	0 ÷ 4.200 N [P5] 0 ÷ 4.700 N [P3]	
Closing thrust	0 ÷ 5.600 N	0 ÷ 5.400 N [P5] 0 ÷ 6.300 N [P3]	0 ÷ 5.200 N [P5] 0 ÷ 6.300 N [P3]
Working temperature	-25 °C +80 °C (*)		
Oil type	FADINI oil - item code 708L		
Protection standards	IP 67		
Frequency of use	very intensive		
Weight	9,5 kg	11 kg	14 kg

(*) -40 °C with specific optional accessories, page 18.

OVERALL DIMENSIONS



C (actual stroke)	L	L0	L1
145	830	605	750
275	1.094	732	1.007
395	1.374	885	1.280



The gate structure, design (solid, in-filled), height and strong wind pressure may affect and decrease the indicated values. Make always sure the gate structure is adequate to automation.

Hindi 880 evo

The various types of Hindi 880 evo are specified in the three diagrams that follow indicating the specific piston stroke.



for sliding gates

for swinging gates

for industrial doors

for garage doors

oil-hydraulic road barriers

electronic controllers

command accessories

safety and signalling accessories

radio receivers and transmitters

kits

complete systems



stroke 150 mm

Item code No.	Version				Applications	
	Hydraulic locking device EVO	Braking	Opening time (s) [*]	Pump	Single gate max. width (m)	Single gate max. weight (kg)
870P5L	✓		~10	P5	1,5	300
87084P5L	✓	✓	~10 + T.fr.	P5	1,5	300

[*]: the value indicated is an average time, it can change depending on external factors.

NOTE: complete with front and rear plates to weld, cover with "G" spanner, 2 keys to open the sliding lid, rear end cap and electric cable.

NOTE: T.fr. stands for braking time, a value changing according to the setting made to the operator.



stroke 280 mm

Item code No.	Version				Applications	
	Hydraulic locking device EVO	Braking	Opening time (s) [*]	Pump	Single gate max. width (m)	Single gate max. weight (kg)
880P5L	✓		~17	P5	2,8	550
88084P5L	✓	✓	~17 + T.fr.	P5	2,8	550
880P3L	✓		~26	P3	3,2	550
88084P3L	✓	✓	~26 + T.fr.	P3	3,2	550

[*]: the value indicated is an average time, it can change depending on external factors.

NOTE: complete with front and rear plates to weld, cover with "G" spanner, 2 keys to open the sliding lid, rear end cap and electric cable.

NOTE: T.fr. stands for braking time, a value changing according to the setting made to the operator.



stroke 400 mm

Item code No.	Version				Applications	
	Hydraulic locking device EVO	Braking	Opening time (s) [*]	Pump	Single gate max. width (m)	Single gate max. weight (kg)
890P5L	✓		~26	P5	4	550
89084P5L	✓	✓	~26 + T.fr.	P5	4	550
890P3L	✓		~37	P3	4,5	550
89084P3L	✓	✓	~37 + T.fr.	P3	4,5	550
884P3L [**]			~45	P3	8	550
88484P3L [**]		✓	~45 + T.fr.	P3	8	550

[*]: the value indicated is an average time, it can change depending on external factors.

[**]: the operator is fitted with an EVO valve assembly having no possibility of hydraulic locking configuration: the unit is reversible, always non locking.

NOTE: complete with front and rear plates to weld, cover with "G" spanner, 2 keys to open the sliding lid, rear end cap and electric cable.





NOTE: T.fr. stands for braking time, a value changing according to the setting made to the operator.

Hindi 880 evo


TECHNICAL NOTES

- It is always recommended to install an electric lock with gate leaves wider than 2,0 m.
- With gate leaves wider than 4 m each it is recommended to install always the non locking version (reversible) and an electric lock.
- The Hindi 880 EVO oil-hydraulic operators set as non locking (reversible) require that an electric lock be fitted to the gate/s.
- On request, a special P10 fast version is available: consult our technical department in case of particular installation requirements.



SPECIFIC ACCESSORIES

Item code No.	Description
 8310L	120 x 120 mm pre-bored plate to weld on to the front fixing
 8311L	150 x 150 mm pre-bored plate to weld on to the rear fixing
 8312L	84 x 84 mm reinforcement plate for fixing
 708L	Biodegradable hydraulic "FADINI oil" in 2 l container

SPECIFIC CONTROL UNITS

Item No.	Description	Service	Weather-proof polycarbonate box
 7047L	ELPRO 27	single-phase	✓

NOTE: for complete information about the control units, consult the dedicated section from page 104 onwards



for sliding gates

for swinging gates

for industrial doors

for garage doors

oil-hydraulic road barriers

electronic controllers

command accessories

safety and signalling accessories

radio receivers and transmitters

kits

complete systems



External oil-hydraulic operator for swinging gates of large dimensions. With separate motor-pump.

- **Solid**
oil-hydraulic motor-pump separated from the piston actuator. Capable to operate large and heavy (even in-filled) gates, doors and trap doors without limit of operations. For industrial applications.
- **Complete range**
numerous shaft travel options (up to 1 metre) to meet any gate requirements. Two actuators per gate side are possible thanks to the double-tank motor-pump unit.
- **Reliable**
each component is of extremely high quality level and is made to endure the most harsh weather conditions.



Oil-hydraulic motor-pump
MEC 700/80 VENTIL
2 l capacity



Oil-hydraulic motor-pump
MEC 700/80 VENTIL
double-tank 4,5 l capacity



Connection to the
6-way oil pipe block



Front fixing with
adjustable eye bearing



Oil-hydraulic motor-pump
MEC 700/80 VENTIL
double-tank inside the
enclosure

TECHNICAL DATA

MEC 700/80 VENTIL motor-pump

Power supply	230 Vac - 50 Hz
Absorbed power	510 W
Absorbed current	2,4 A
Maximum pressure	40 atm
Working temperature	-25 °C +80 °C (*)
Protection standards	IP 65 (inside the enclosure)
Pump flow rate	1,6 l/min [P6] 2,6 l/min [P12]
Oil type	FADINI oil - item code 708L
Frequency of use	very intensive
Weight – Item No. 7014P6L	10 kg
Weight – Item No. 7012L	5,5 kg
Weight – Item No. 7037L	7,2 kg

(*) -40 °C with specific optional accessories, page 18.

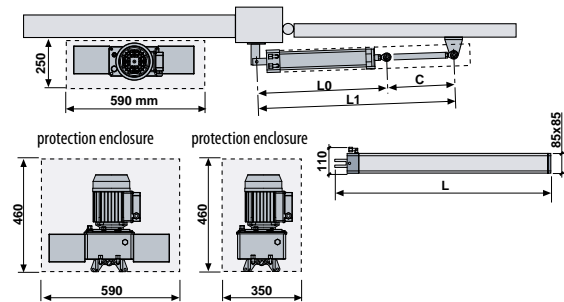
MEC 800 actuator

Shaft diameter	22 mm
Piston stroke	280 - 400 - 500 - 600 - 700 - 800 - 900 - 1.000 mm
Thrust	0 ÷ 7.000 N

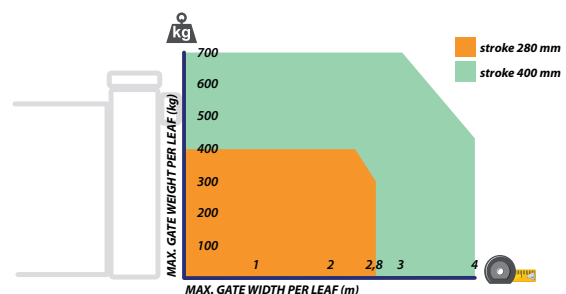
Motor run

~ 28 s / stroke 280 mm	~ 63 s / stroke 700 mm
~ 44 s / stroke 400 mm	~ 72 s / stroke 800 mm
~ 45 s / stroke 500 mm	~ 81 s / stroke 900 mm
~ 54 s / stroke 600 mm	~ 90 s / stroke 1.000 mm

OVERALL DIMENSIONS



C	L	L0	L1
280	840	480	760
400	1.070	600	1.000



The gate structure, design (solid, in-filled), height and strong wind pressure may affect and decrease the indicated values. Make always sure the gate structure is adequate to automation.

Mec 800 Special



for sliding gates

for swinging gates

for industrial doors

for garage doors

oil-hydraulic road barriers

electronic controllers

command accessories

safety and signalling accessories

radio receivers and transmitters

kits

complete systems



MEC 800 SPECIAL

RAMS

Item code No.	Specifications		Applications	
	Stroke (mm)	Braking	Single gate max. width (m) (*)	Single gate max. weight (kg)
7012L	280		2,8	400
701277L	280	on closing	2,8	400
701284L	280	on opening/closing	2,8	400
7037L	400		4	700
703777L	400	on closing	4	700
703784L	400	on opening/closing	4	700
7114L	500		5	700
711477L	500	on closing	5	700
711484L	500	on opening/closing	5	700
7115L	600		6	800
711577L	600	on closing	6	800
711584L	600	on opening/closing	6	800
7116L	700		7	900
711677L	700	on closing	7	900
711684L	700	on opening/closing	7	900
7117L	800		8	1.000
711777L	800	on closing	8	1.000
711784L	800	on opening/closing	8	1.000
7118L	900		9	1.100
711877L	900	on closing	9	1.100
711884L	900	on opening/closing	9	1.100
7119L	1.000		10	1.200
711977L	1.000	on closing	10	1.200
711984L	1.000	on opening/closing	10	1.200

NOTE: complete with connection joints, cover and fixing plates to weld.

(*) for gate leaves wider than 5 m it is recommended that the gate structure be carefully assessed: gate posts and rotation hinges to be adequate to sustain the gate weight during the complete cycle of opening and closing movements.

MEC 700/80 VENTIL

OIL-HYDRAULIC MOTOR PUMP

Item code No.	Specifications		
	Hydraulic locking device	Pump	Tank type
7014P6L	reversible	P6	single
7014P12L	reversible	P12	single
7022P6L	bidirectional	P6	single
7022P12L	bidirectional	P12	single
701486P6L	reversible	P6	double
701486P12L	reversible	P12	double
702286P6L	bidirectional	P6	double
702286P12L	bidirectional	P12	double

TECHNICAL NOTES

NOTE: it is always recommended to install an electric lock with gate leaves wider than 2,0 m.

NOTE: it is advised that the «P6» motor pump unit be preferably used.

The «P12» operating speed is twice as much that of «P6».

This value changes, though, according to the type of MEC 800 actuator fitted and the gate inertia.









NOTE: in case two actuators are fitted on each gate side, it is recommended that the double-tank motor pump unit be used.

NOTE: the double-tank motor pump is also required with actuators stroke 500 – 600 – 700 – 800 – 900 – 1.000 mm.

NOTE: an electric lock is needed with the non locking (reversible) version.



SPECIFIC ACCESSORIES



Item code No.	Description
 7013L	4-way pipe connecting block
 7016L	Zinc-coated metal sheet enclosure to suit single-tank MEC 700/80 VENTIL motor-pump. Complete with vibration-preventing fastening support
 7018L	Flexible pipe x 0,6 m
 7019L	Flow regulator with connecting joints
 7025L	Large enclosure with fastening support to suit double-tank MEC 700/80 VENTIL
 7038L	6-way pipe connecting block
 707L	Copper tube Ø 8 mm – 4 m (1 kg)
 708L	Biodegradable hydraulic "FADINI oil" in 2 l container
 9730L	Thermal probe with electric resistor to suit MEC 700/80 Ventil motor-pump and COS 982 (BAYT 980 road barrier). Complete with 230V – 50 Hz power supply cable

SPECIFIC CONTROL UNITS



Item code No.	Description	Service	Weather-proof polycarbonate box
7047L	ELPRO 27	single-phase	✓

NOTE: for complete information about the control units, consult the dedicated section from page 104 onwards



for sliding gates

for swinging gates

for industrial doors

for garage doors

oil-hydraulic road barriers

electronic controllers

command accessories

safety and signalling accessories

radio receivers and transmitters

kits

complete systems

Bart 350



24 Vdc electromechanical operator for swinging gates up to 2,3 m each leaf.

- **Design**
modern shape with operator status indication by blue led light on the cover.
- **Quiet**
24 Vdc geared motor, all mounted on ball bearings.
- **Smart**
simple automatic programming by pulsing a button for opening operations and slowdowns on approaching travel end and limit switches. Manual programming of gate delay times.
- **Safe**
the combined action of the encoder and the controller ELPRO 35M, with constant monitoring of the efforts ensure the correct functioning of the gate as obstacles are duly detected and gate travel reversed. Release handle to override by coded key.
- **Strong and compact**
fixing base plate of zinc-coated steel; zinc-coated crush preventing arm in two options: articulated or sliding. Limit switch micro-switch and opening gate stop as standard (closing gate stop as optional).
- **Tested and certified**
in compliance with the European Norms in force EN 12445 and EN 12453.



Release handle



Limit switch



ELPRO 35M master controller
ELPRO 35S slave control board

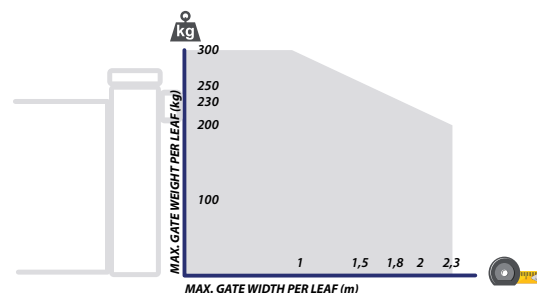
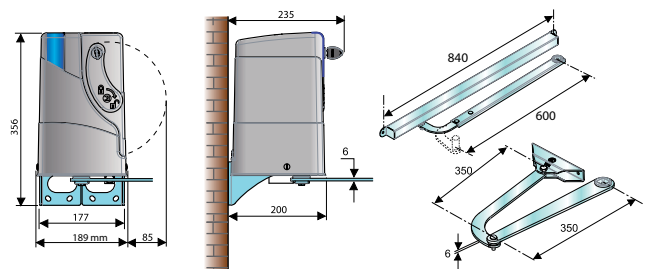


Example of installation

TECHNICAL DATA

Power supply	230 Vac - 50 Hz
Motor power supply	24 Vdc
Absorbed power	150 W
Absorbed current	5 A
Torque	180 Nm
Opening-closing time	16 s (95°)
Working temperature	-20 °C +50 °C
Protection standards	IP 53
Lubrication type	grease
Weight	10 kg
Frequency of use	semi-intensive (30 cycles/hour)


OVERALL DIMENSIONS



The gate structure, design (solid, in-filled), height and strong wind pressure may affect and decrease the indicated values. Make always sure the gate structure is adequate to automation.






Bart 350



Item code No.	Model	Specifications		Applications	
		Version	Incorporated 	Single gate max. width (m)	Single gate max. weight (kg)
351L	BART 350 MASTER	24 Vdc	ELPRO 35M	2,3	300
352L	BART 350 SLAVE	24 Vdc	ELPRO 35S	2,3	300

NOTE: complete with fixing base plate, cam and limit switch micro-switch, mechanical gate stop in Open gate position and electronic controller (ELPRO 35M or ELPRO 35S).

SPECIFIC ACCESSORIES

Item code No.	Description
358L	Articulated arm 
359L	Straight arm with sliding guide 
360L	Mechanical gate stop in closed gate position 
3518L	Electronic board ELPRO 35M 
3519L	Electronic board ELPRO 35S SLAVE 

Complete KIT packages, consult the dedicated section on page 143



- packing
- safe
 - strong for transport
 - easy to handle

for sliding gates
for swinging gates
for industrial doors
for garage doors
oil-hydraulic road barriers
electronic controllers
command accessories
safety and signalling accessories
radio receivers and transmitters
kits
complete systems

Aproli 280 batt



Oil-hydraulic operator for external application to suit swinging gates mounted on large pillars.

- **Minimized visible impact on gate**
where large pillars are involved.
Quick to mount.
It ensures effective control of gate operations, though with minimum impact on gate design, even with the most demanding installations.
- **Versatile**
wide range of versions to meet any installation requirements: reversible non locking, locking by oil-hydraulic device in opening and closing, flow regulator option.
- **Safe**
pressure cast aluminium, cathaphoresis treated, anti-crush articulated arm.
Manual override can be accessed by coded key to release.



Operation to access the manual override device of Aproli 280 Batt



Thrust power adjustable by pressure valves



Protection cover and inner assembly



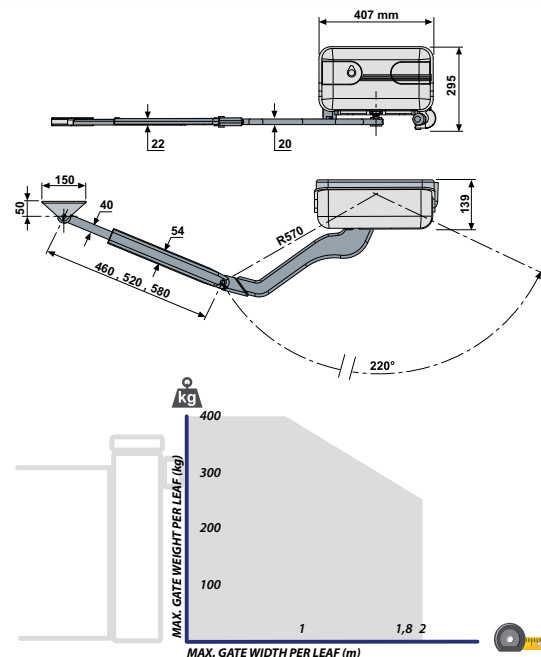
Example of installation

TECHNICAL DATA

Power supply	230 Vac - 50 Hz
Absorbed power	250 W
Absorbed current	1,2 A
Power output	0,18 kW (0,25 HP)
Torque	220-300 Nm
Shaft rotation	220°
Opening time	23 s
Working temperature	-20 °C +80 °C (*)
Protection standards	IP 67
Oil type	FADINI oil - item code 708L
Weight of operator c/w arm	11 kg
Frequency of use	very intensive

(*) -40 °C with specific optional accessories, page 18.

OVERALL DIMENSIONS



The gate structure, design (solid, in-filled), height and strong wind pressure may affect and decrease the indicated values. Make always sure the gate structure is adequate to automation.

VERSIONS		
Non locking	Bidirectional locking	With flow regulator

Aproli 280 batt



for sliding gates

for swinging gates

for industrial doors

for garage doors

oil-hydraulic road barriers

electronic controllers

command accessories

safety and signalling accessories

radio receivers and transmitters

kits

complete systems



Item code No.	Specifications			Applications	
	Hydraulic locking device	Flow regulator	Articulated arm	Single gate max. width (m)	Single gate max. weight (kg)
281L	bidirectional		✓	2	400
282L	bidirectional			2	400
285L	reversible		✓	2	400
286L	reversible			2	400
287L	bidirectional	✓	✓	2	400

NOTE: complete with cover, extensible articulated arm, gate fixing bracket, 2 coded keys for releasing operations.

NOTE: an electric lock is needed with the non locking version (reversible).

SPECIFIC ACCESSORIES

Item code No.	Description
283L	Articulated arm
708L	Biodegradable hydraulic "FADINI oil" in 2 l container



SPECIFIC CONTROL UNITS



Item code No.	Description	Service	Weather-proof polycarbonate box
7047L	ELPRO 27	single-phase	✓

NOTE: for complete information about the control units, consult the dedicated section from page 104 onwards

Aproli 280/700 robusto



Oil-hydraulic operator for external application to suit swinging gates with a width of 3 m per leaf, mounted on large pillars.

- **Minimized visible impact on gate**
where large pillars are involved.
Quick to mount.
- **Versatile**
wide range of versions to meet any installation requirements:
reversible non locking, locking by oil-hydraulic device in opening and closing.
- **Safe**
anti-crush articulated arm and manual override by coded release key.



Operation to access the manual override device of APROLI 280/700 Robusto



Hydraulic thrust control by pressure valves



Cataphoresis-treated, steel articulated arm

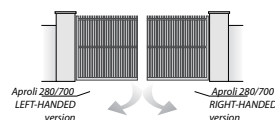


Cover and internal assembly

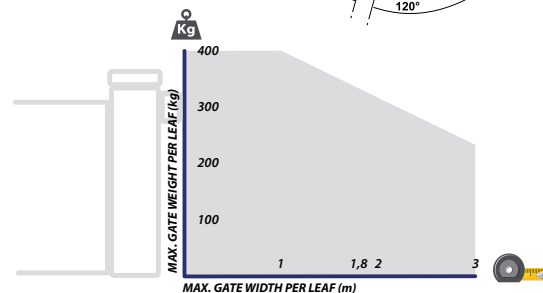
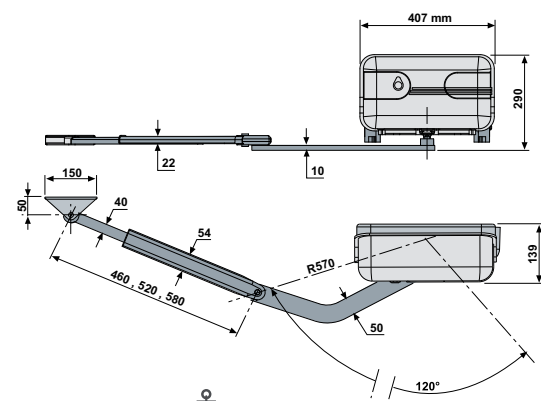
TECHNICAL DATA

Power supply	230 Vac - 50 Hz
Absorbed power	250 W
Absorbed current	1,2 A
Power output	0,18 kW (0,25 HP)
Torque	250-400 Nm
Shaft rotation	120 °
Opening time	23 s
Working temperature	-20 °C +80 °C (*)
Protection standards	IP 67
Oil type	FADINI oil - item code 708L
Weight of operator c/w arm	20 kg
Frequency of use	very intensive

(*) -40 °C with specific optional accessories, page 18.



OVERALL DIMENSIONS



The gate structure, design (solid, in-filled), height and strong wind pressure may affect and decrease the indicated values. Make always sure the gate structure is adequate to automation.

Aproli 280/700 robusto



for sliding gates

for swinging gates

for industrial doors

for garage doors

oil-hydraulic road barriers

electronic controllers

command accessories

safety and signalling accessories

radio receivers and transmitters

kits

complete systems



Item code No.	Specifications			Applications	
	Version	Hydraulic locking device	Articulated arm	Single gate max. width (m)	Single gate max. weight (kg)
298SXL	left-handed	bidirectional	✓	3	400
298DXL	right-handed	bidirectional	✓	3	400

NOTE: complete with cover, extensible articulated arm, gate fixing bracket, 2 coded release keys.

NOTE: It is always recommended to install an electric lock with gate leafs wider than 2,0 m.

SPECIFIC ACCESSORIES

Item code No.	Description	Version
299SXL	Articulated arm	Left-handed
299DXL	Articulated arm	Right-handed
708L	Biodegradable hydraulic "FADINI oil" in 2 l container	



SPECIFIC CONTROL UNITS



Item code No.	Description	Service	Weather-proof polycarbonate box
7047L	ELPRO 27	single-phase	✓

NOTE: for complete information about the control units, consult the dedicated section from page 104 onwards



Oil-hydraulic underground operator for swinging gates.

- **Compact, strong and fully concealed assembly**
oil-hydraulic motor pump and jack in a single enclosure. Maintenance free. Right- or left-handed versions.
- **Complete range**
to suit multiple users applications, commercial and industrial installations. 110° and 175° rotation options. Reversible non locking, with hydraulic bidirectional locking device. Braking in both directions. The flow regulator allows to control the speed developed by the oil-hydraulic jack and consequently the gate speed all along opening and closing cycles.
- **Reliable**
oil-hydraulic technology and top quality with all the internal component parts to ensure safe and quiet movements. Max. gate weight 700 kg per leaf. inox Enclosure (ie. stainless steel) option available.
- **Safe**
emergency release bracket made of pressed steel and ergonomic spanner. Adjustable thrust power by pressure valves.
- **Tested and Certified**
C marking in compliance with ITT PDC No.2393-2008 type testing.



Optional STAINLESS steel top plate to be fitted on to the enclosure cover



Details of the adjustable valves for thrust power control



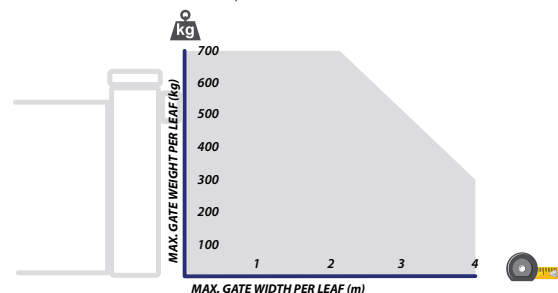
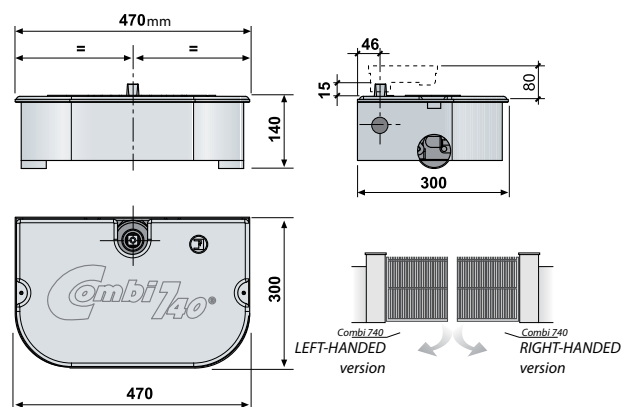
Examples of installation

TECHNICAL DATA

Power supply	230 Vac - 50 Hz
Absorbed power	250 W
Absorbed current	1,2 A
Power output	0,18 kW (0,25 HP)
Torque	250-400 Nm
Working temperature	-20 °C +80 °C (*)
Protection standards	IP 67
Oil type	FADINI oil - item code 708L
Opening/closing time	~ 23 s [110°] ~ 28 s [175°]
Weight with enclosure	27 kg
Frequency of use	very intensive

(*) -40 °C with specific optional accessories, page 18.

OVERALL DIMENSIONS



The gate structure, design (solid, in-filled), height and strong wind pressure may affect and decrease the indicated values. Make always sure the gate structure is adequate to automation.

	MODELS	ROTATION ANGLES
V E R S I O N S	Braking in opening and closing	110° and 175°
	Non braking	110° and 175°
	Hydraulic device for bidirectional locking	110° and 175°
	Non locking	110° and 175°
	With flow regulator	110° and 175°

An electric lock is recommended with gate leaves wider than 2 metres

Combi 740



for sliding gates

for swinging gates

for industrial doors

for garage doors

oil-hydraulic road barriers

electronic controllers

command accessories

safety and signalling accessories

radio receivers and transmitters

kits

complete systems

Oil-hydraulic motor-pump/jack combi 740 (without enclosure) 110° shaft rotation angle



Item code No.	Specifications				Applications	
	Version	Bidirectional hydraulic locking device	Braking in opening/closing	Flow regulator	Single gate max. width (m)	Single gate max. weight (kg)
767N3SXL	left-handed				3	700
767N3DXL	right-handed				3	700
7677BB3SXL	left-handed	✓			3	700
7677BB3DXL	right-handed	✓			3	700
76778BB3SXL	left-handed	✓	✓		4	700
76778BB3DXL	right-handed	✓	✓		4	700
767789BB3SXL	left-handed	✓	✓	✓	4	700
767789BB3DXL	right-handed	✓	✓	✓	4	700
76779BB3SXL	left-handed	✓		✓	4	700
76779BB3DXL	right-handed	✓		✓	4	700
7678N3SXL	left-handed		✓		4	700
7678N3DXL	right-handed		✓		4	700
76789N3SXL	left-handed		✓	✓	4	700
76789N3DXL	right-handed		✓	✓	4	700
7679N3SXL	left-handed			✓	4	700
7679N3DXL	right-handed			✓	4	700

NOTE: COMBI 740s, identified with "N" in item code numbers, are non locking versions (reversible).
An electric lock is needed on to the gate.

NOTE: it is always recommended to install an electric lock with gate leaves wider than 2,0 m.

Oil-hydraulic motor-pump/jack combi 740 (without enclosure) 175° shaft rotation angle














Item code No.	Specifications				Applications	
	Version	Bidirectional hydraulic locking device	Braking in opening/closing	Flow regulator	Single gate max. width (m)	Single gate max. weight (kg)
769N3SXL	left-handed				3	700
769N3DXL	right-handed				3	700
7697BB3SXL	left-handed	✓			3	700
7697BB3DXL	right-handed	✓			3	700
76978BB3SXL	left-handed	✓	✓		4	700
76978BB3DXL	right-handed	✓	✓		4	700
769789BB3SXL	left-handed	✓	✓	✓	4	700
769789BB3DXL	right-handed	✓	✓	✓	4	700
76979BB3SXL	left-handed	✓		✓	4	700
76979BB3DXL	right-handed	✓		✓	4	700
7698N3SXL	left-handed		✓		4	700
7698N3DXL	right-handed		✓		4	700
76989N3SXL	left-handed		✓	✓	4	700
76989N3DXL	right-handed		✓	✓	4	700
7699N3SXL	left-handed			✓	4	700
7699N3DXL	right-handed			✓	4	700


NOTE: COMBI 740s, identified with "N" in item code numbers, are non locking versions (reversible).
An electric lock is needed on to the gate.

NOTE: it is always recommended to install an electric lock with gate leaves wider than 2,0 m.



SPECIFIC ACCESSORIES

Item code No.	Description	Version	Rotation	Single gate max. weight (kg)
 745L	Zinc-coated steel protection enclosure with aluminium cover		110°/175°	700
 762L	STAINLESS steel protection enclosure with aluminium cover		110°/175°	700
 751L	STAINLESS steel top plate to fit the enclosure cover		110°/175°	
 761L	F-ring with square hole to be welded to the gate		110°/175°	
 746SXL	Plate with F-ring with square hole, to be welded to the gate	left-handed	110°/175°	
 746DXL	Plate with F-ring with square hole, to be welded to the gate	right-handed	110°/175°	
 748SXL	Pressed steel manual emergency release bracket with spanner	left-handed	110°/175°	
 748DXL	Pressed steel manual emergency release bracket with spanner	right-handed	110°/175°	
 747L	Preparatory distance support with base plate to be fitted inside the enclosure without operator		110°/175°	
 708L	Biodegradable hydraulic "FADINI oil" in 2 l container			
 7033L	Gate-jack off-axis zinc-coated guide arm (recommended for COMBI 740/DRIVE 700 non braking, 175° rotation)		175°	

SPECIFIC CONTROL UNITS

Item code No.	Description	Service	Weather-proof polycarbonate box
 7047L	ELPRO 27	single-phase	✓

NOTE: for complete information about the control units, consult the dedicated section from page 104 onwards



for sliding gates

for swinging gates

for industrial doors

for garage doors

oil-hydraulic road barriers

electronic controllers

command accessories

safety and signalling accessories

radio receivers and transmitters

kits

complete systems



Oil-hydraulic underground operator for swinging gates.

- **Compact, strong and fully concealed assembly**
oil-hydraulic motor pump and jack in a single enclosure.
Zinc-coated steel inner driving arms.
- **Versatile**
to suit multiple users applications, commercial and industrial installations.
110° gate rotation.
Reversible non locking, with hydraulic bidirectional locking device, braking in both directions, and with flow regulator.
- **Gate support enclosure**
up to 1.000 kg gate-weight max. per leaf.
Made of solid sheet metal of 5 mm thickness, designed to offer the possibility to fit the mechanical gate stops in open and closed gate positions inside it..
- **Reliable**
oil-hydraulic technology and top quality with all the internal component parts to ensure safe and quiet movements.
- **Safe**
emergency release bracket made of pressed steel and ergonomic spanner. Adjustable thrust power by pressure valves.



Gate support enclosure



Detail of the emergency manual release



Mechanical gate stop inside the enclosure



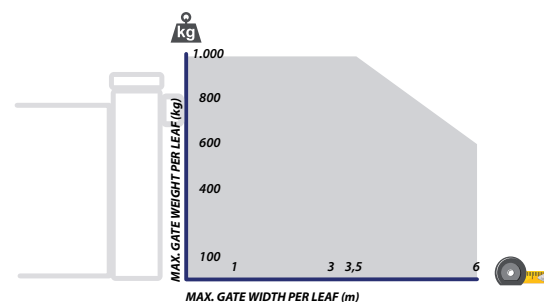
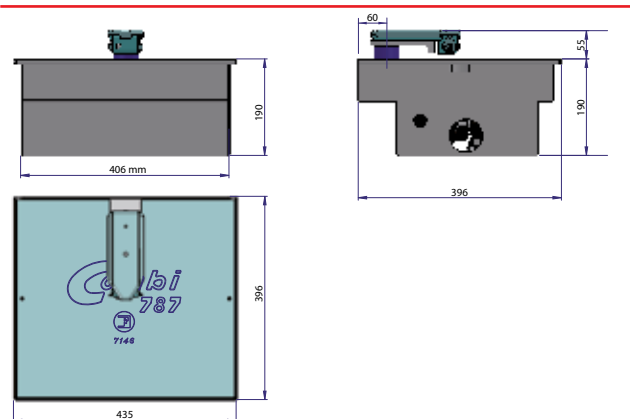
Detail of the motor-pump and jack

TECHNICAL DATA

Power supply	230 Vac - 50 Hz
Absorbed power	250 W
Absorbed current	1,2 A
Power output	0,18 kW (0,25 HP)
Torque	250-400 Nm
Working temperature	-20 °C +80 °C (*)
Protection standards	IP 67
Oil type	FADINI oil - item code 708L
Opening/closing time	~ 23 s [110°]
Frequency of use	very intensive
Weight with enclosure	34 kg

(*) -40 °C with specific optional accessories, page 18.

OVERALL DIMENSIONS



The gate structure, design (solid, in-filled), height and strong wind pressure may affect and decrease the indicated values. Make always sure the gate structure is adequate to automation.

	MODELS	ROTATION ANGLES
V E R S I O N S	Braking in opening and closing	110°
	Non braking	110°
	Hydraulic bidirectional locking	110°
	Non locking	110°
	With flow regulator	110°

An electric lock is recommended with gate leaves wider than 2 metres

Combi 787



for sliding gates

for swinging gates

for industrial doors

for garage doors

oil-hydraulic road barriers

electronic controllers

command accessories

safety and signalling accessories

radio receivers and transmitters

kits

complete systems



Oil-hydraulic motor-pump/jack combi 787 (without enclosure)
110° shaft rotation angle

Item code No.	Specifications			Applications	
	Hydraulic locking device bidirectional	Braking in opening/closing	Flow regulator	Single gate max. width (m)	Single gate max. weight (kg)
787N3L				6	1.000
7877BB3L	✓			6	1.000
78778BB3L	✓	✓		6	1.000
787789BB3L	✓	✓	✓	6	1.000
7878N3L		✓		6	1.000
78789N3L		✓	✓	6	1.000
78779BB3L	✓		✓	6	1.000
7879N3L			✓	6	1.000

NOTE: COMBI 787s, identified with "N" in item code numbers, are non locking versions (reversible).

An electric lock is to be fitted on to the gate.

NOTE: It is always recommended to install an electric lock with gate leafs wider than 2,0 m.

SPECIFIC ACCESSORIES

Item code No.	Description	Rotation	Single gate max. weight (kg)
7871L	Gate support enclosure complete with cover	110°	1.000
7873L	Inox AISI 304 stainless steel gate support enclosure, 3 mm thickness, complete with cover	110°	1.000
7872L	Enclosure accessories, driving arm and connecting rod, emergency manual release with F-ring with square hole, release spanner, plate to weld and opening/closing gate stops		
708L	Biodegradable hydraulic "FADINI oil" in 2 l container		



SPECIFIC CONTROL UNITS



Item code No.	Description	Service	Weather-proof polycarbonate box
7047L	ELPRO 27	single-phase	✓

NOTE: for complete information about the control units, consult the dedicated section from page 104 onwards



Oil-hydraulic underground operator with external motor-pump, for swinging gates.

- Powerful and reliable**
 separate external oil-hydraulic motor-pump, while the jack is installed underground in a specific enclosure.
- Complete range**
 to suit applications with multiple users, commercial and industrial installations.
 110° and 175° gate rotation options.
 Reversible non locking, with hydraulic bidirectional locking device, braking in both directions.
- Reliable**
 oil-hydraulic technology and top quality with all internal component parts to ensure safe and quiet movements.
 Max. gate-weight 700 kg per leaf.
- Safe**
 adjustable thrust power by pressure valves.



Installation with motor-pump and jack- internal view



DRIVE 700 jack with remote motor-pump



F-ring, enclosure and jack



Oil-hydraulic motor-pump and anodized aluminium cover, with coded key

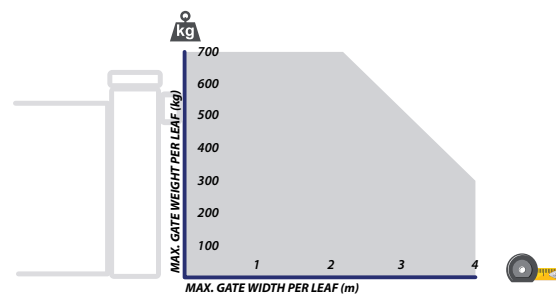
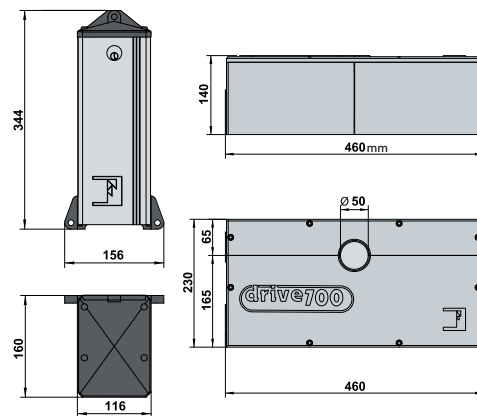
TECHNICAL DATA

DRIVE 700 ESTRU MOTOR-PUMP

Power supply	230 Vac - 50 Hz
Absorbed power	400 W
Absorbed current	2 A
Torque	235 Nm
Maximum pressure	30 atm
Opening/closing time	~ 23 s [110°] ~ 28 s [175°]
Working temperature	-20 °C +80 °C (*)
Protection standards	IP 67
Oil type	FADINI oil - item code 708L
Static weight of motor-pump	8 kg
Static weight of jack c/w accessories	16 kg
Frequency of use	very intensive

(*) -40 °C with specific optional accessories, page 18.

OVERALL DIMENSIONS



The gate structure, design (solid, in-filled), height and strong wind pressure may affect and decrease the indicated values. Make always sure the gate structure is adequate to automation.

Drive 700



for sliding gates

for swinging gates

for industrial doors

for garage doors

oil-hydraulic road barriers

electronic controllers

command accessories

safety and signalling accessories

radio receivers and transmitters

kits

complete systems

JACK



Item code No.	Model	Specifications		Applications	
		Rotation	Braking in opening/closing	Single gate max. width (m)	Single gate max. weight (kg)
710L	DRIVE 700 hydraulic jack only	110°		3	700
711L	DRIVE 700 hydraulic jack only	110°	✓	4	700
712L	DRIVE 700 hydraulic jack only	175°		3	700
713L	DRIVE 700 hydraulic jack only	175°	✓	4	700

NOTE: all these models are without enclosure and F-ring.

NOTE: it is always recommended to install an electric lock with gate leafs wider than 2,0 m.

MOTOR-PUMP UNIT



Item code No.	Model	Hydraulic locking device
701L	DRIVE 700 ESTRU	reversible
7021L	DRIVE 700 ESTRU	bidirectional

NOTE: an electric lock is needed with the non locking (reversible) version.

SPECIFIC ACCESSORIES

Item code No.	Description
707L	Copper tube dia. 8 mm – 4 m – 1 kg
708L	Biodegradable hydraulic "FADINI oil" in 2 l container
7027L	DRIVE 700 jack enclosure with cover and F-ring with square bore
7033L	Gate-jack off-axis zinc-coated guide arm (recommended for COMBI 740/DRIVE 700 non braking, 175° rotation)
7070L	DRIVE 700 ESTRU motor-pump zinc-coated enclosure with lock



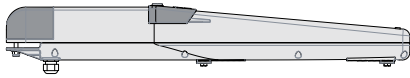
SPECIFIC CONTROL UNITS



Item code No.	Description	Service	Weather-proof polycarbonate box
7047L	ELPRO 27	single-phase	✓

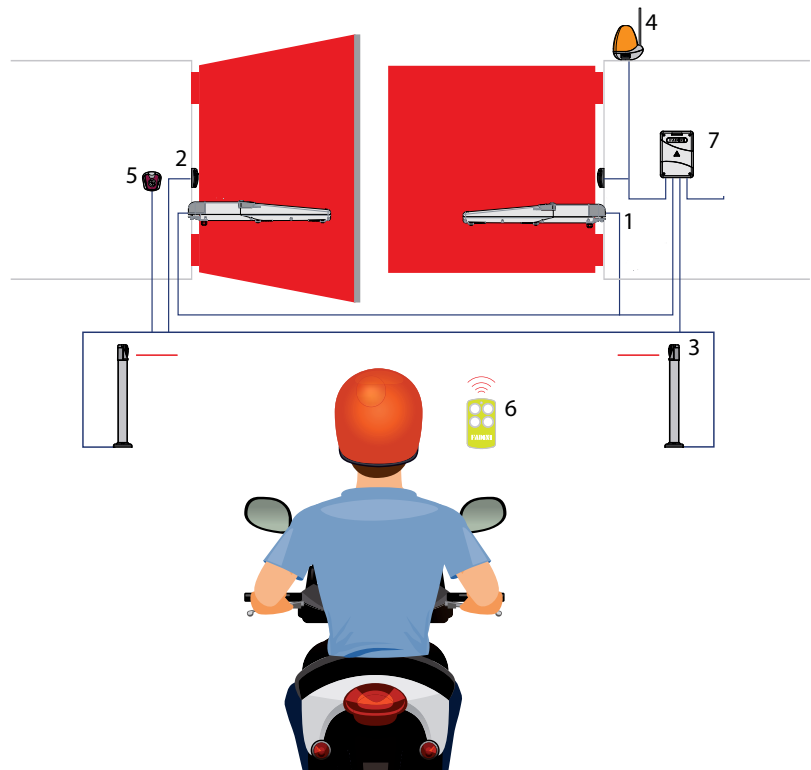
NOTE: for complete information about the control units, consult the dedicated section from page 104 onwards

Dardo 424/430



INSTALLATION GENERAL LAYOUT

- 1» Electromechanical operator
DARDO 424/430
- 2» Photocells
- 3» Photocells on posts
- 4» Flasher
- 5» Keyswitch
- 6» Transmitter
- 7» Electronic controller

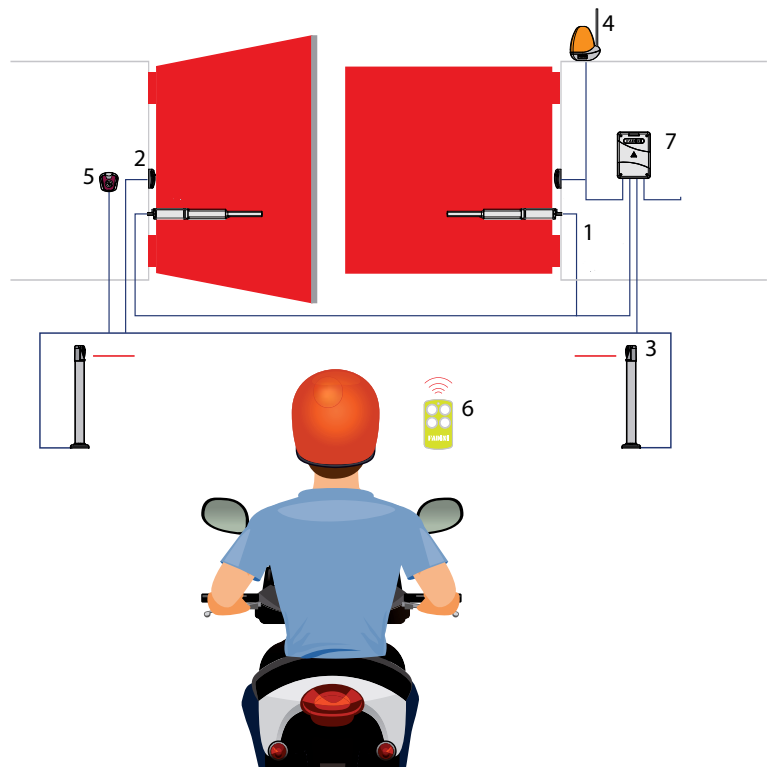


Hindi 880 sprint



INSTALLATION GENERAL LAYOUT

- 1» Oil-hydraulic operator
HINDI 880 SPRINT
- 2» Photocells
- 3» Photocells on posts
- 4» Flasher
- 5» Keyswitch
- 6» Transmitter
- 7» Electronic controller



Nupi 66



for sliding gates

for swinging gates

for industrial doors

for garage doors

oil-hydraulic road barriers

electronic controllers

command accessories

safety and signalling accessories

radio receivers and transmitters

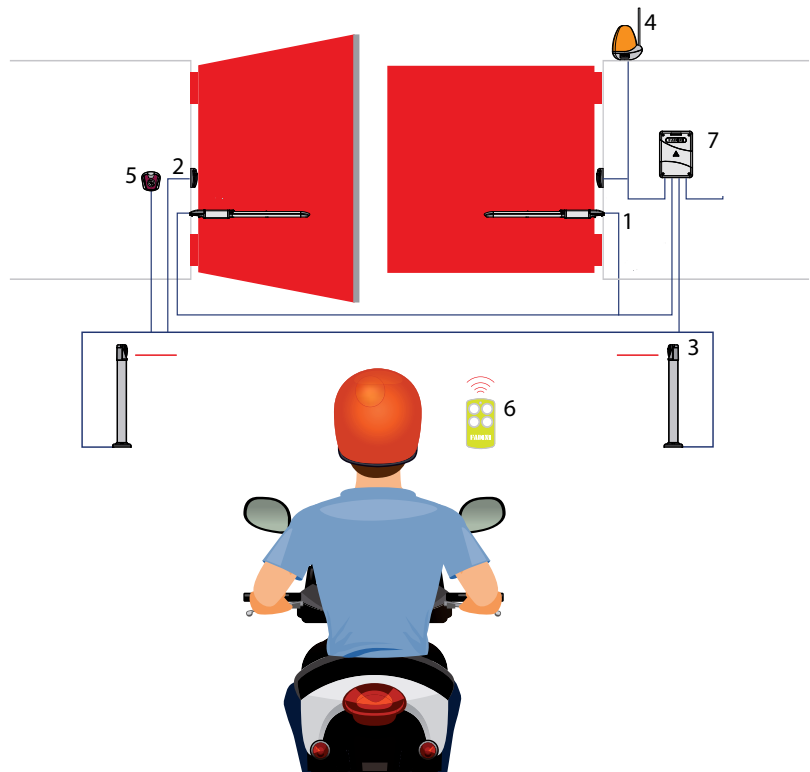
kits

complete systems



INSTALLATION GENERAL LAYOUT

- 1» Oil-hydraulic operator NUPI 66
- 2» Photocells
- 3» Photocells on posts
- 4» Flasher
- 5» Keyswitch
- 6» Transmitter
- 7» Electronic controller

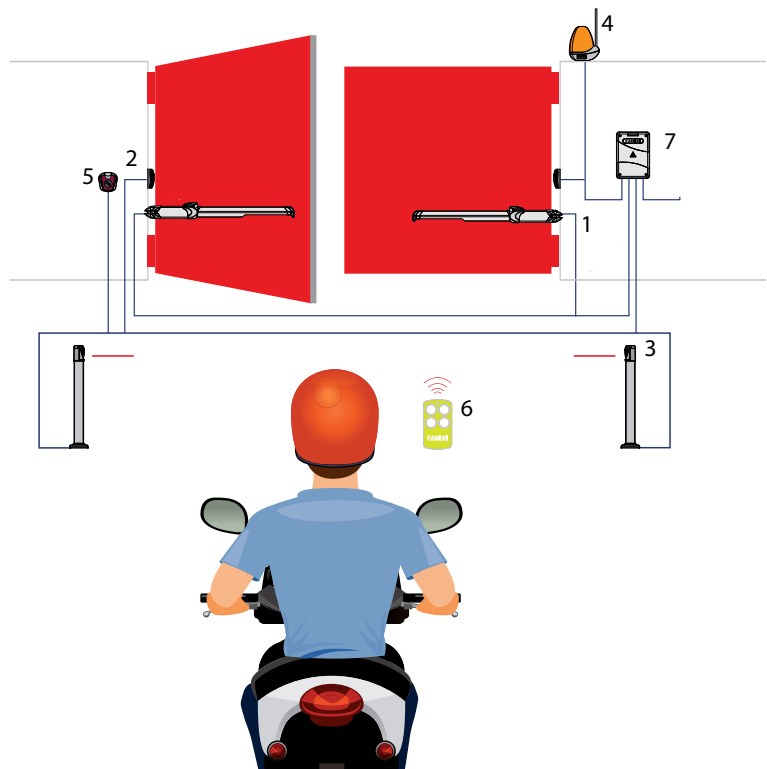


Hindi 880 evo

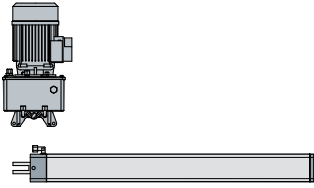


INSTALLATION GENERAL LAYOUT

- 1» Oil-hydraulic operator HINDI 880 EVO
- 2» Photocells
- 3» Photocells on posts
- 4» Flasher
- 5» Keyswitch
- 6» Transmitter
- 7» Electronic controller

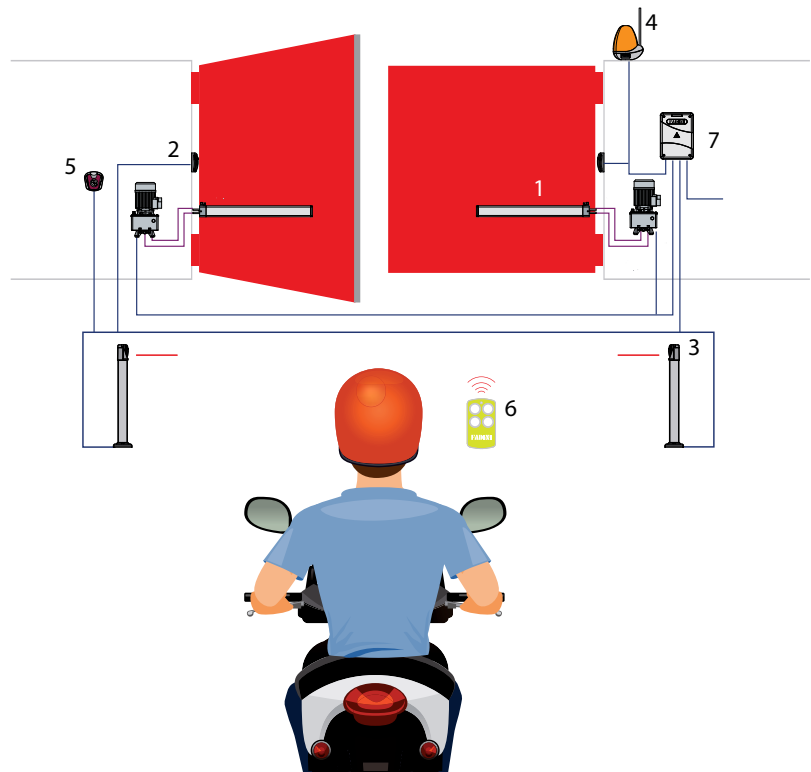


Mec 800 special

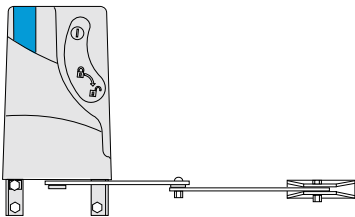


INSTALLATION GENERAL LAYOUT

- 1» Oil-hydraulic operator
MEC 800 SPECIAL
- 2» Photocells
- 3» Photocells on posts
- 4» Flasher
- 5» Keyswitch
- 6» Transmitter
- 7» Electronic controller

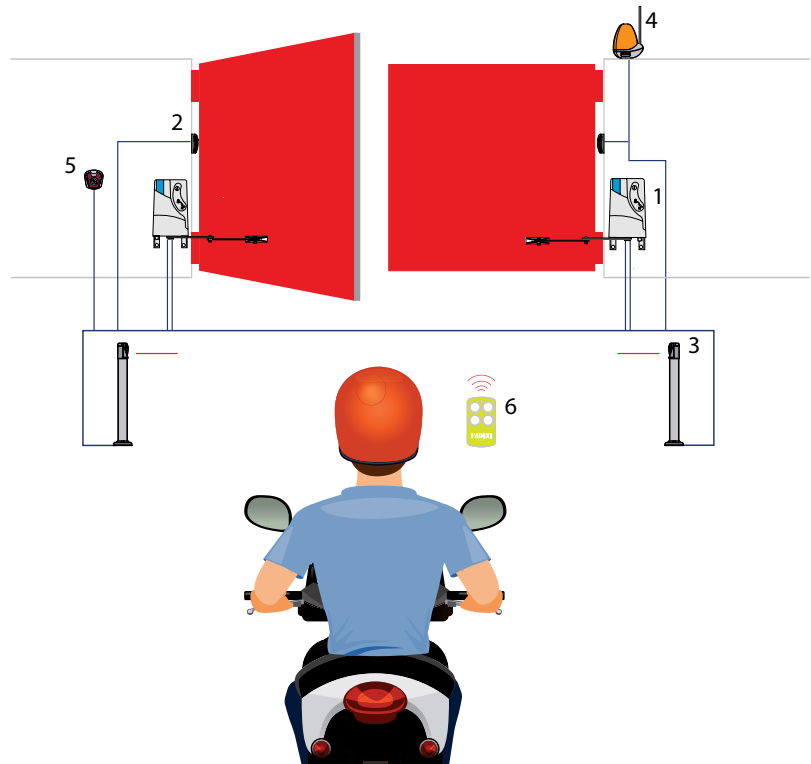


Bart 350



INSTALLATION GENERAL LAYOUT

- 1 Electromechanical operator
BART 350
- 2 Photocells
- 3 Photocells on posts
- 4 Flasher
- 5 Keyswitch
- 6 Transmitter



Aproli 280 batt

Aproli 280/700 robusto



for sliding gates

for swinging gates

for industrial doors

for garage doors

oil-hydraulic road barriers

electronic controllers

command accessories

safety and signalling accessories

radio receivers and transmitters

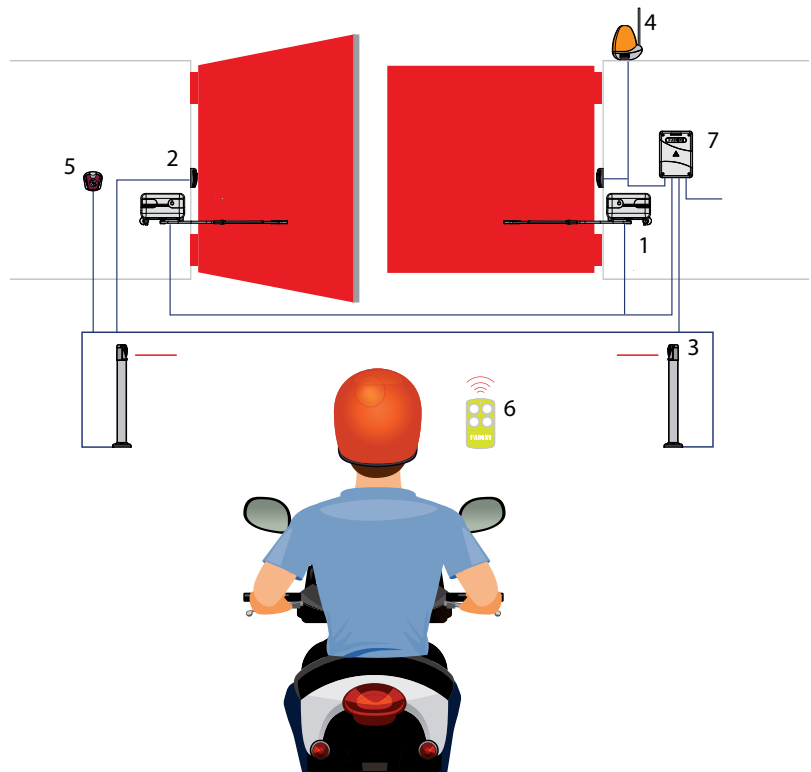
kits

complete systems



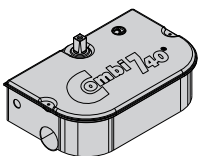
INSTALLATION GENERAL LAYOUT

- 1» Oil-hydraulic operator
APROLI 280 BATT
APROLI 280/700 ROBUSTO
- 2» Photocells
- 3» Photocells on posts
- 4» Flasher
- 5» Keyswitch
- 6» Transmitter
- 7» Electronic controller



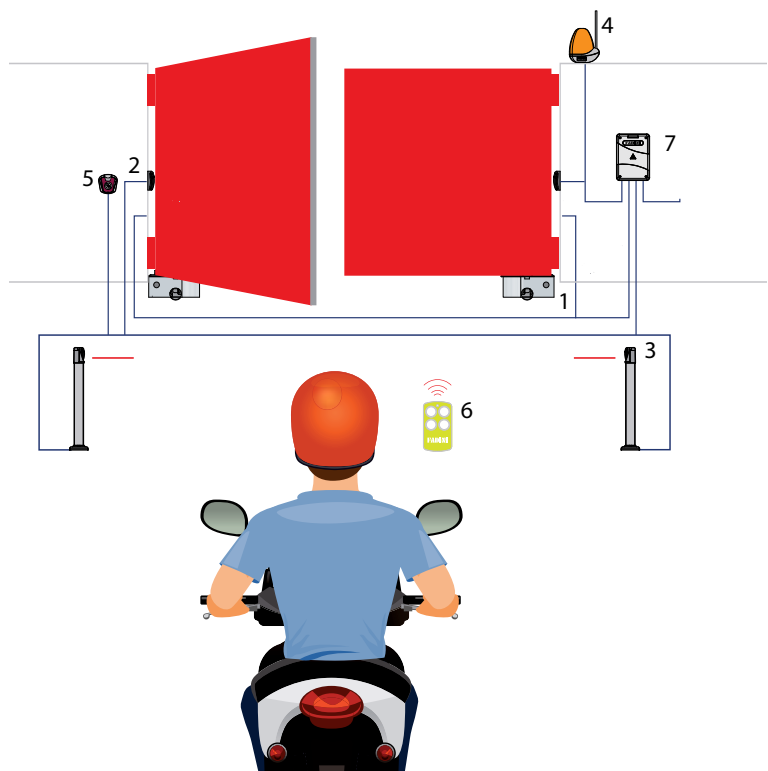
Combi 740

Combi 787

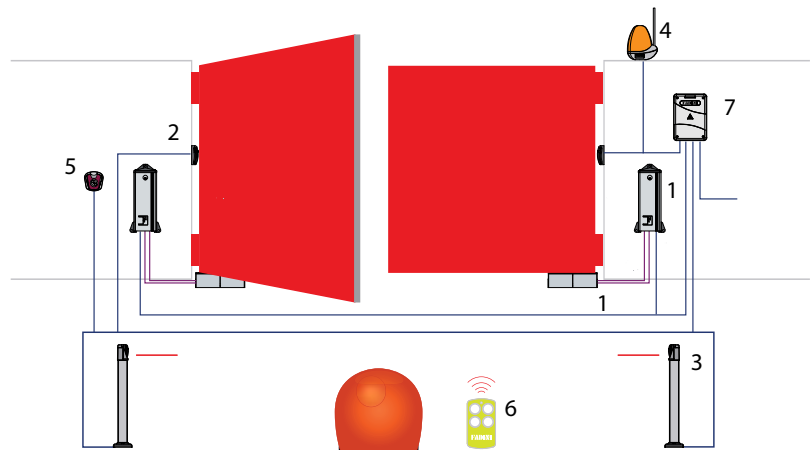
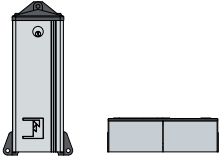


INSTALLATION GENERAL LAYOUT

- 1» Oil-hydraulic underground operator
COMBI 740
COMBI 787
- 2» Photocells
- 3» Photocells on posts
- 4» Flasher
- 5» Keyswitch
- 6» Transmitter
- 7» Electronic controller





DRIVE 700



INSTALLATION GENERAL LAYOUT

- 1» Oil-hydraulic underground operator
DRIVE 700
- 2» Photocells
- 3» Photocells on posts
- 4» Flasher
- 5» Keyswitch
- 6» Transmitter
- 7» Electronic controller





for sliding gates

for swinging gates

for industrial doors

for garage doors

oil-hydraulic road barriers

electronic controllers

command accessories

safety and signalling accessories

radio receivers and transmitters

kits

complete systems



Industrial door automation

OIL-HYDRAULIC OPERATOR FOR FOLDING DOORS



APROLI 380 LB
page 80



ELECTROMECHANICAL OPERATOR FOR FOLDING AND SECTIONAL DOORS



MEC 200 LB
page 82



0,5 HP



1,0 HP






1,5 HP









Guide to the applications


Power supply

-  24 Vdc
-  230 Vac
-  230 - 400 Vac three-phase

Frequency of use

-  semi-intensive
-  intensive
-  very intensive

 Max. door weight (kg)

 Max. door surface (m²)

Oil-hydraulic operator for biparting folding doors

- It includes all the features that only an oil-hydraulic system can offer such as **reliability and smoothness** of movements with folding doors of large dimensions.
- **Safe** manual overriding by custom-coded key and thrust power control by adjustable pressure valves.



Protection cover available as an optional accessory



APROLI 380 LB



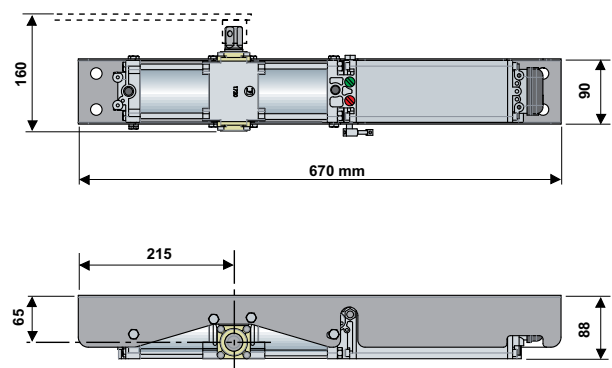
APROLI 380 LB mounted on folding doors

TECHNICAL DATA

Power supply	230 Vac - 50 Hz
Absorbed power	250 W
Absorbed current	1,2 A
Power output	0,24 kW (0,33 HP)
Opening/closing time	~ 23 s
Max. rated torque	196,2 Nm
Working temperature	-20 °C +80 °C (*)
Protection standards	IP 67
Oil type	FADINI oil - item code 708L
Weight of operator	10,5 kg
Shaft rotation	max 205°
Max. weight of each 2-panel door	250 kg
Frequency of use	intensive

(*) -40 °C with specific optional accessories, page 18.

OVERALL DIMENSIONS





Aproli 380 LB



Item code No.	Model	Specifications			Applications
		Version	Hydraulic locking device	Fixing hardware	Max. weight (kg)
390SXL	APROLI 380 LB	left-handed	bidirectional	✓	250
390DXL	APROLI 380 LB	right-handed	bidirectional	✓	250
394SXL	APROLI 380 LB operator only	left-handed	bidirectional		250
394DXL	APROLI 380 LB operator only	right-handed	bidirectional		250

NOTE: all models are fitted with bidirectional locking device.

NOTE: items 390SXL and 390DXL are complete with telescopic arm, fixing bracket and F-ring with square hole.

SPECIFIC ACCESSORIES

Item code No.	Description
391L	Fixing bracket with screws
392L	F-ring with square hole to be welded to the telescopic arm
393L	Zinc-coated steel telescopic arm with fastening plate and screw
395L	Operator cover with two fitting end parts
708L	Biodegradable hydraulic "FADINI oil" in 2 l container

SPECIFIC CONTROL UNITS



Item code No.	Description	Service	Weather-proof polycarbonate box
7047L	ELPRO 27	single-phase	✓

NOTE: for complete information about the control units, consult the dedicated section from page 104 onwards

for sliding gates

for swinging gates

for industrial doors

for garage doors

oil-hydraulic road barriers

electronic controllers

command accessories

safety and signalling accessories

radio receivers and transmitters

kits

complete systems

Mec 200 LB



Electromechanical automation for sectional and industrial folding doors

- **Functional**
to meet the requirements of industrial installations and factories.
- **Strong**
gears in an oil bath and entirely made of bronze.
Torque control by mechanical clutch system.
Available also with air-cooled motor and electro-brake.
Incorporated limit switch (optional).
- **Safe**
remote manual overriding by custom-coded key.



Detail of the manual release handle with custom-coded key (optional)

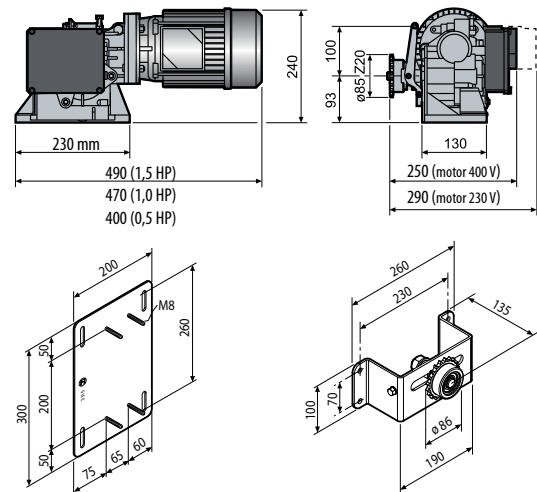


Installation of MEC 200 LB on to a sliding door



Installation of MEC 200 LB on to a sectional door

OVERALL DIMENSIONS



TECHNICAL DATA

	SINGLE-PHASE (0,5 HP)	THREE-PHASE (0,5 HP)	SINGLE-PHASE (1,0 HP)	THREE-PHASE (1,0 HP)	THREE-PHASE (1,5 HP)
Power supply	230 Vac - 50 Hz	230/400 Vac - 50 Hz	230 Vac - 50 Hz	230/400 Vac - 50 Hz	230/400 Vac - 50 Hz
Absorbed power	510 W	575 W	1.130 W	1.030 W	1.500 W
Absorbed current	2,4 A	2,1/1,2 A	5,7 A	3,7/2,2 A	5,1/3 A
Power output	0,37 kW	0,37 kW	0,73 kW	0,73 kW	1,1 kW
Gear rated torque	40 Nm	40 Nm	80 Nm	80 Nm	110 Nm
Gate speed	9,6 m/min - Z20 1/2"				
Gear ratio	1/32				
Working temperature	-20 °C +80 °C				
Limit switch	mechanical				
Protection standards	IP 55 (indoor installation)				
Lubrication type	FADINI oil - code 706L				
Operator weight	19 kg	18 kg	23 kg	21 kg	25 kg
Door surface	25 m ²	25 m ²	50 m ²	50 m ²	50 m ²
Frequency of use	very intensive				

Mec 200 LB



Item code No.	Model	Specifications			Applications
		Version	Power (kW/HP)	Air-cooled with electro-brake	Door surface (m ²)
2051L	MEC 200 LB	three-phase	0,37 / 0,5		25
20514L	MEC 200 LB	single-phase	0,37 / 0,5		25
2052L	MEC 200 LB	three-phase	0,73 / 1,0		50
20525L	MEC 200 LB	single-phase	0,73 / 1,0		50
2052567L	MEC 200 LB	single-phase	0,73 / 1,0	✓	50
205267L	MEC 200 LB	three-phase	0,73 / 1,0	✓	50
2058L	MEC 200 LB	three-phase	1,1 / 1,5		50
205867L	MEC 200 LB	three-phase	1,1 / 1,5	✓	50
205148L	MEC 200 LB Reversible	single-phase	0,37 / 0,5		25
205180L	MEC 200 LB Reversible	three-phase	0,37 / 0,5		25

NOTE: It is possible to incorporate a limit switch (item 2059L) into all MEC 200 LBs for doors with a max. width of 8 m.

NOTE: each operator is supplied complete with clutch system, cable-operated release device, 1/2" Z20 pinion. Without limit switch.

SPECIFIC ACCESSORIES

Item code No.	Description
706L	"FADINI oil" for geared motor operators, in 2 l container
2036L	1/2" Z40 pinion with 25 mm bore for sectional doors
2044L	Cable-operated release lever, with key to re-set release device
2046L	Plate for operator wall fixing
2049L	MEC 200 LB gear box without electric motor, with incorporated limit switch. Release by cable
2050L	MEC 200 LB gear box without electric motor and without incorporated limit switch. Release by cable
2053L	Chain stretcher with 1/2" Z20 pinion and support bracket with adjusting device
2054L	1/2" plain chain, 5 m length
2055L	1/2" Z20 pinion
2056L	1/2" Z20 pinion, shaft and bearing
2057L	Limit switch for external application
2059L	Incorporated limit switch for MEC 200 LB complete with box, micro-switches, terminal boards, gears and adjustments. Mounted onto the operator. To suit doors up to 8 m in width NOTE: the limit switch is factory pre-fitted to the operator

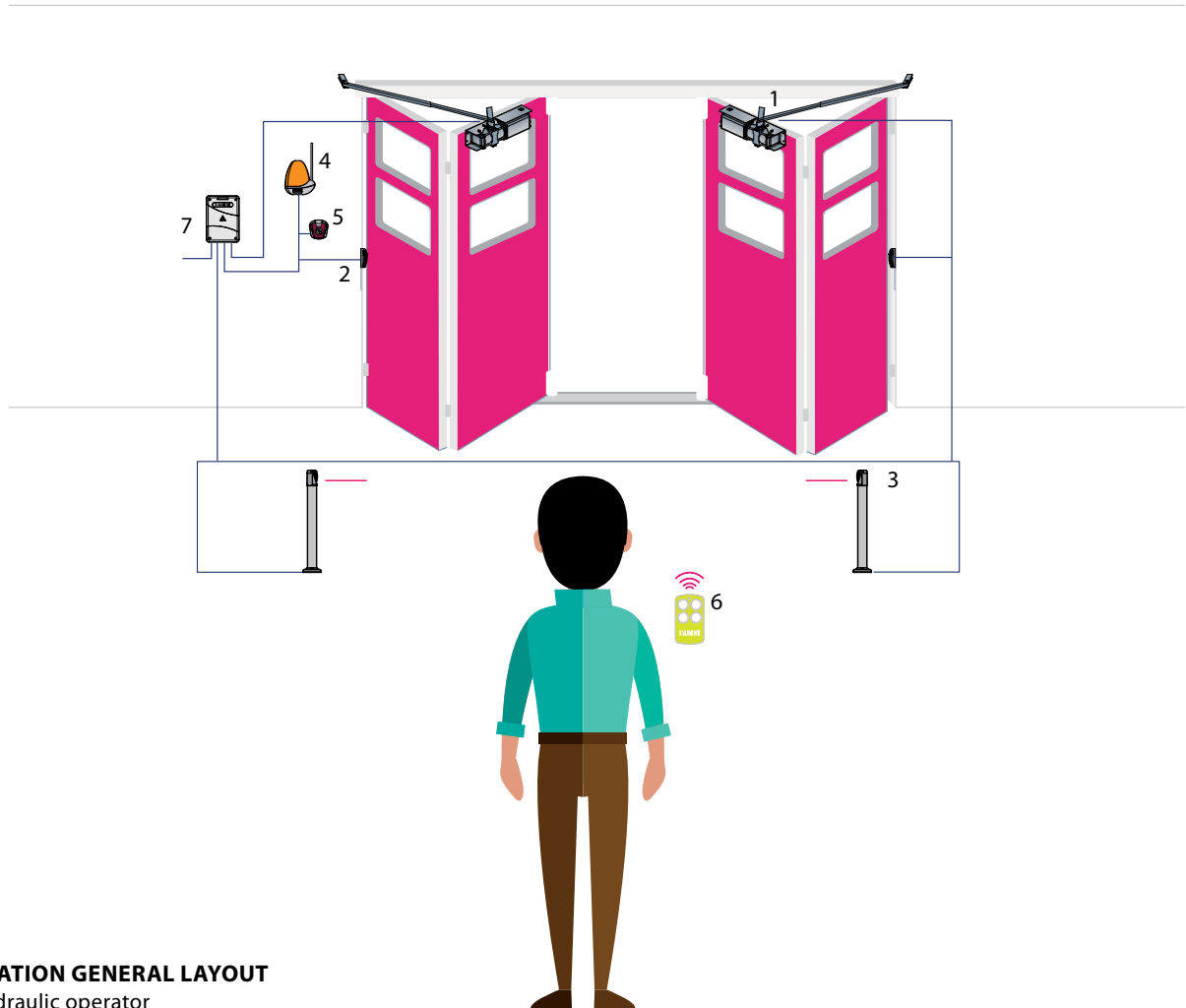
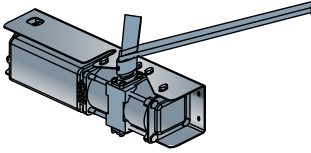
SPECIFIC CONTROL UNITS



Item code No.	Description	Service	Weather-proof polycarbonate box
7087L	ELPRO 37	single-phase/three-phase	✓

NOTE: for complete information about the control units, consult the dedicated section from page 104 onwards

Aproli 380 LB



INSTALLATION GENERAL LAYOUT

- 1» Oil-hydraulic operator
APROLI 380 LB
- 2» Photocells
- 3» Photocells on posts
- 4» Flasher
- 5» Keyswitch
- 6» Transmitter
- 7» Electronic controller

Mec 200 LB



for sliding gates

for swinging gates

for industrial doors

for garage doors

oil-hydraulic road barriers

electronic controllers

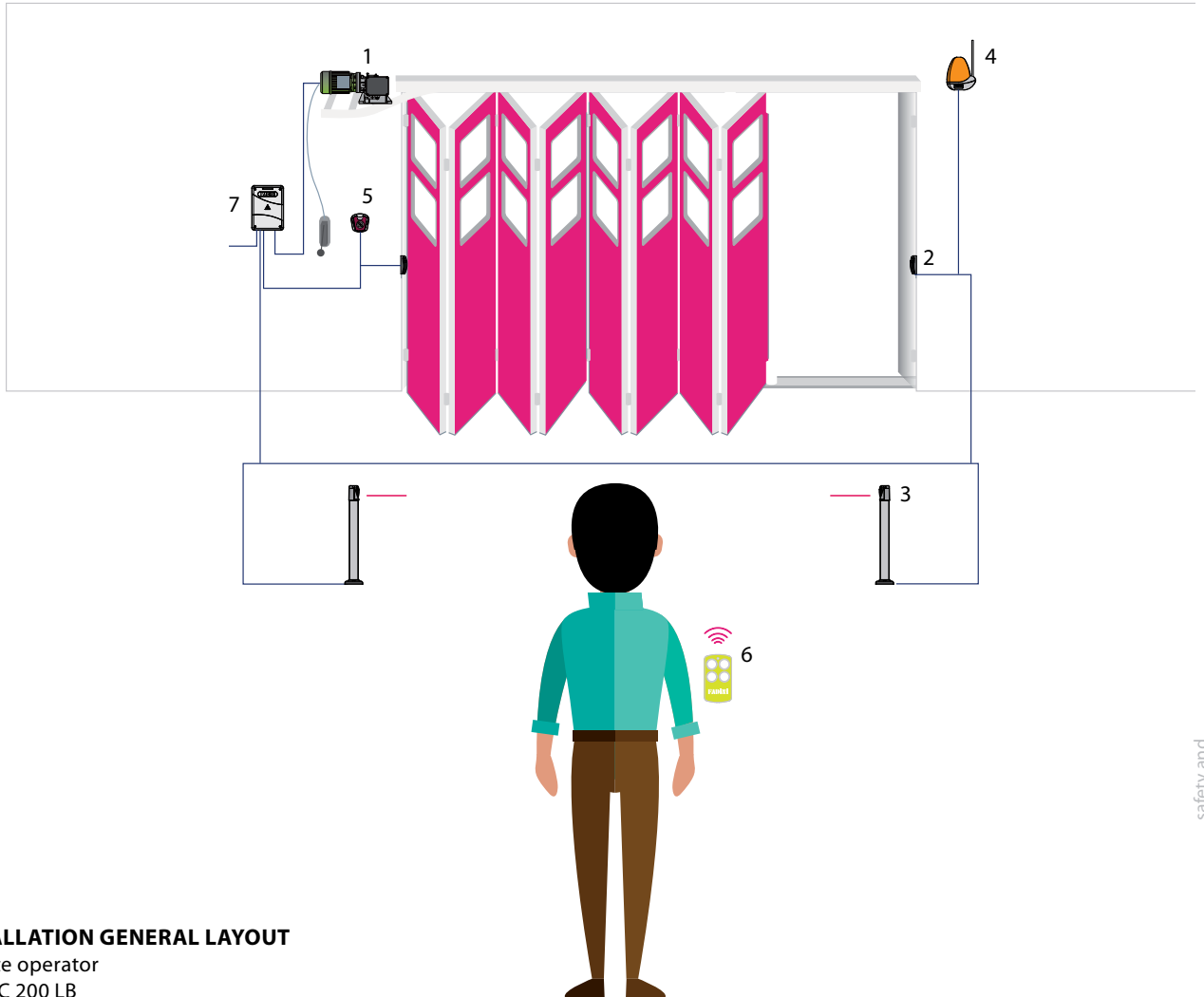
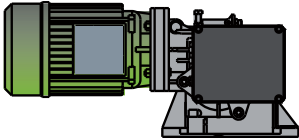
command accessories

safety and signalling accessories

radio receivers and transmitters

kits

complete systems



INSTALLATION GENERAL LAYOUT

- 1» Gate operator
MEC 200 LB
- 2» Photocells
- 3» Photocells on posts
- 4» Flasher
- 5» Keyswitch
- 6» Transmitter
- 7» Electronic controller



Oil-hydraulic automation for garage doors

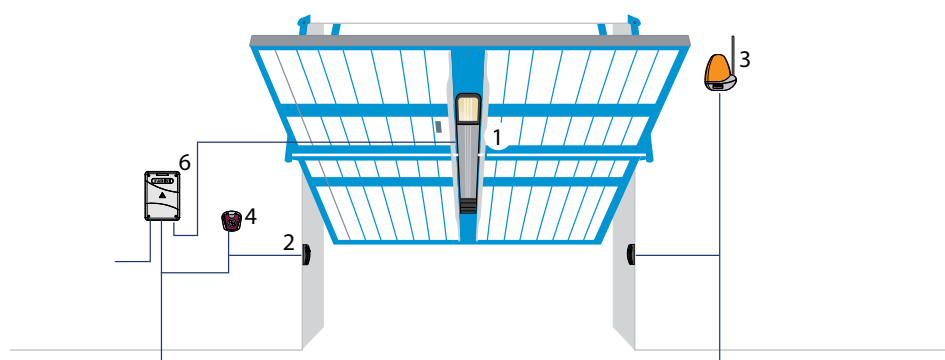


APROLI 480
page 88



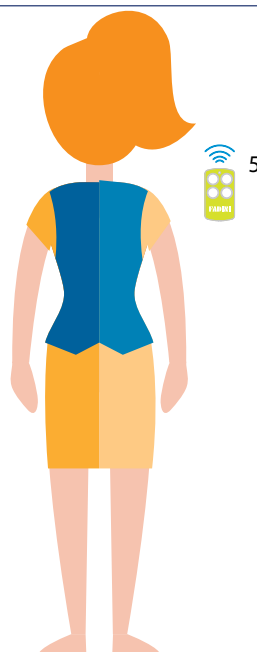
7

Aproli 480



INSTALLATION GENERAL LAYOUT




- 1» Oil-hydraulic operator
APROLI 480
- 2» Photocells
- 3» Flasher
- 4» Keyswitch
- 5» Transmitter
- 6» Electronic controller









Guide to the applications

Power supply

-  24 Vdc
-  230 Vac
-  230 - 400 Vac three-phase

 Max. door surface (m²)

Frequency of use

-  semi-intensive
-  intensive
-  very intensive



Oil-hydraulic operator for counterbalanced overhead doors

- **Powerful and quiet**
to operate counterbalanced overhead doors of any kind, size and weight.
- **Easy to install**
by means of the specifically designed fitting hardware, adaptable even to existing doors.
- **Pleasing to the eye**
in its streamlined design, with incorporated courtesy light.
- **Anti-crush safety features**
as thrust power is adjustable by maximum pressure valves.



Detail of the manual override lever device and pressure valves



Mounting hardware parts, no welding is required



APROLI 480 with cover and courtesy light



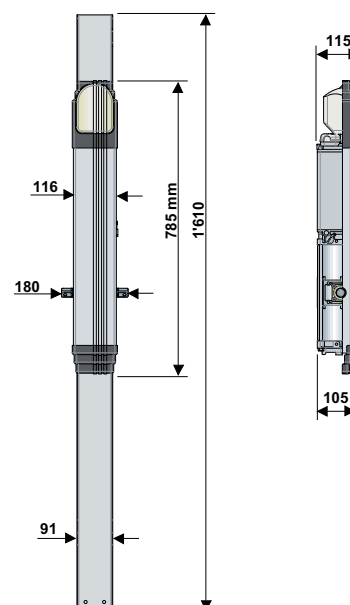
Mounting hardware parts, welding is required

TECHNICAL DATA

Supply voltage	230 Vac - 50 Hz
Absorbed power	330 W
Absorbed current	1,8 A
Power output	0,24 kW (0,33 HP)
Torque	220-300 Nm
Working temperature	-20 °C +80 °C (*)
Opening/closing time	~ 18 s [205°]
Protection standards	IP 67
Oil type	FADINI oil - item code 708L
Operator weight	11 kg
Door surface	7 m ²
Frequency of use	intensive

(*) -40 °C with specific optional accessories, page 18.

OVERALL DIMENSIONS



Aproli 480



Item code No.	Model	Specifications			Applications
		Hydraulic locking device	Power (kW/HP)	Mounting hardware	Door surface (m ²)
481L	APROLI 480	bidirectional	0,24 / 0,33	✓ (Code 483L)	7
482L	APROLI 480	bidirectional	0,24 / 0,33		7

SPECIFIC ACCESSORIES

Item code No.	Description
483L	Fixing hardware when one APROLI 480 operator is mounted on a door. The hardware includes the telescopic arms, transmission bars x 1,8 m ea., fixing bracket and two bar supports.
484L	Fixing hardware when two APROLI 480 operators are mounted on a door. The hardware includes the telescopic arms, transmission bars x 1,8 m ea., two fixing brackets and two bar supports.
244L	External release with lock, two keys and cable
510L	Cover complete with courtesy light and screws
511L	Pair of curved telescopic arms
512L	Installation hardware no welding required including fixing bracket, transmission bars, lateral supports, straight telescopic arms. To suit 3,5 W x 2,7 m H doors
513L	Pair of right- and left-handed curved telescopic arms with rectangular pivot allowing movements and guide sleeves; two fixing bolts, four angle attaching plates, and two ABS bushings
2130L	2,5 m slim profile mechanical safety edge with aluminium support



SPECIFIC CONTROL UNITS

Item code No.	Description	Service	Weather-proof polycarbonate box
243L	ELPRO 6 exp	single-phase	✓

NOTE: for complete information about the control units, consult the dedicated section from page 104 onwards



Complete KIT packages, consult the dedicated section on page 148



- packing
- safe
- strong for transport
- easy to handle

for sliding gates
for swinging gates
for industrial doors
for garage doors
oil-hydraulic road barriers
electronic controllers
command accessories
safety and signalling accessories
radio receivers and transmitters
kits
complete systems



Oil-hydraulic road barriers



BARRI 88

page 92



4



BAYT 980

page 94

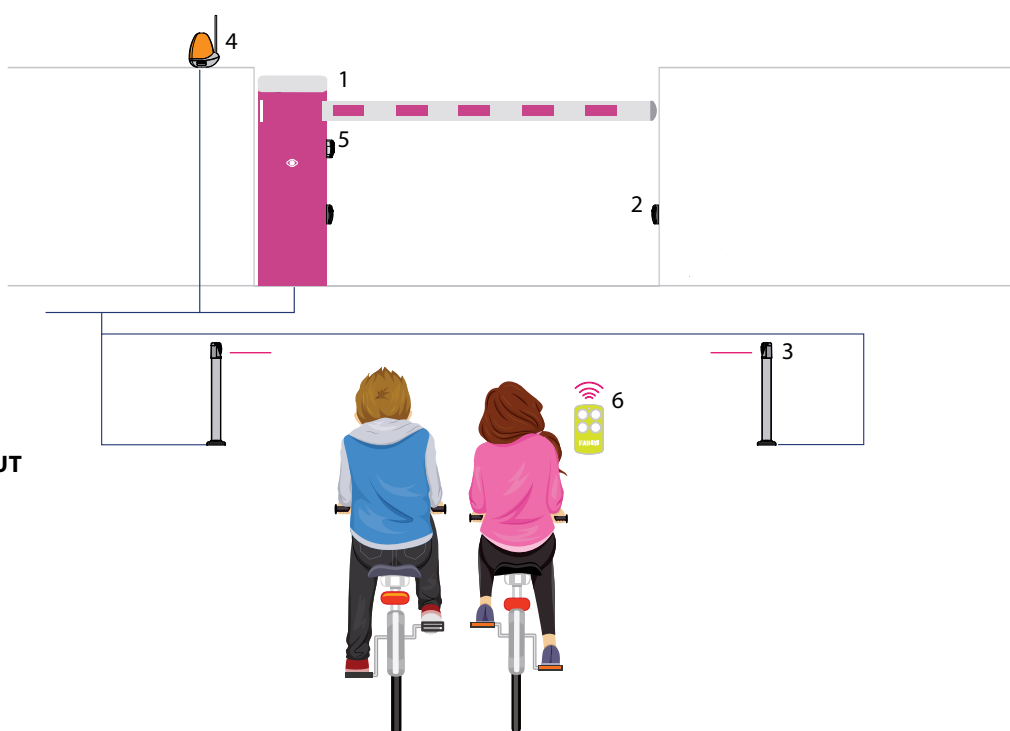


manual

6



oil-hydraulic

8






INSTALLATION GENERAL LAYOUT


- 1» Oil-hydraulic road barrier
BAYT 980
- 2» Photocells
- 3» Photocells on posts
- 4» Flasher
- 5» Keyswitch
- 6» Transmitter






Guide to the applications

Power supply

-  24 Vdc
-  230 Vac
-  230 - 400 Vac three-phase

 Max. beam length (m)

Frequency of use

-  semi-intensive
-  intensive
-  very intensive

Barri 88



Oil-hydraulic road barrier with 4 m beam

- **Oil-hydraulic**
technology makes this automatic barrier ideal for residential, light commercial applications and block of flats.
Opening time 5 seconds, braking in opening and closing.
- **Quick and smooth operating**
it is made of top quality materials, easy to install.



ELPRO 88 controller



Housing interior



Folding pedestal

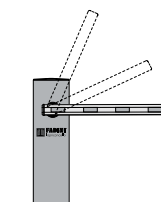
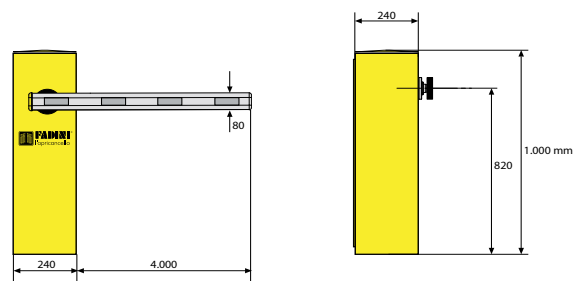


Residential entry

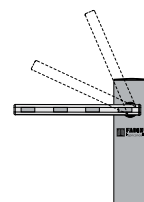
TECHNICAL DATA

Power supply	230 Vac - 50 Hz
Absorbed power	330 W
Absorbed current	1,8 A
Power output	0,24 kW (0,33 HP)
Working temperature	-20 °C +80 °C
Opening time	~ 5 s
Working pressure	20 atm
Maximum pressure	40 atm
Protection standards	IP 67
Oil type	FADINI Oil - code 708L
Weight of the barrier w/o beam	58 kg
Colour of the housing	RAL 1018 zinc yellow
Frequency of use	intensive

OVERALL DIMENSIONS



LEFT-HANDED barrier



RIGHT-HANDED barrier

Barri 88

RAL 1018 zinc yellow powder coating

Oil-hydraulic road barrier



Item code No.	Specifications			
	Version	Speed (s)	Beam length (m)	Beam accessories
1088SXL	left-handed	5	4	folding pedestal
1088DXL	right-handed	5	4	folding pedestal
1089SXL	left-handed	5	4	fixed pedestal
1089DXL	right-handed	5	4	fixed pedestal

TECHNICAL NOTES

Each item "BARRI 88" includes:

- Housing case with door lock and coded key.
Cataphoresis treated and powder coated.
- Oil-hydraulic assembly – 230 V power supply.
- Electronic controller ELPRO 88.
- Zinc-coated base plate with rag bolts for ground fixing
- 4 m beam

SPECIFIC ACCESSORIES

Item code No.	Description
60L	RAL colour change
1093L	Folding pedestal
1094L	Cataphoresis treated fixed pedestal with forked top
1095L	4 m, 30x80 mm beam complete with 12 stickers
1098L	Zinc-coated fixing base plate
1099L	Automatic voltage cut-off switch

SPECIFIC CONTROL UNITS

Item code No.	Description	Service	Weather-proof polycarbonate box
2431L	ELPRO 88	single-phase	

NOTE: for complete information about the control units, consult the dedicated section from page 104 onwards



Oil-hydraulic road barrier with beams from 3 m up to 8 m.

• Oil-hydraulic

technology stands out for high reliability where heavy duty features are needed with: car parks, private and public driveways, as well as with industrial, residential and urban applications. Robust and reliable when operating. Beam movements in opening and closing with slowdown. Unaffected by low and high temperature conditions.

• Robust

reinforced structure made of rust-proof treated varnished steel. Finishing in two options: powder coating (RAL 2002 orange red and orange peel metallized gray) or STAINLESS STEEL/innox. Right- or left-handed. Various speed options available. Anodized aluminium beam with safe oval cross section without sharp corners.

• Versatile

in a wide range of versions, with a lot of accessories to meet the most various applications: beams with fencing, beams with integrated led lights (to improve night visibility and save on energy consumption), folding beams (to overcome ground to ceiling space limitations).

• Easy and quick to install

as the electronic controller **ELPRO 980** is incorporated in the top of the housing in a dedicated box. Various programmable logic functions are available as well as the master/slave option in case of double opposite mount applications.

• Manual options

are possible with beams up to max. 6,40 m in length (without fence). Ideal for places where no electric power is available.



STAINLESS STEEL
housing



Powder coated housing with
MIRI 4 flasher, counterweight
10 kg each plate, and fence



Electronic controller
ELPRO 980



Blue led indicator
as standard



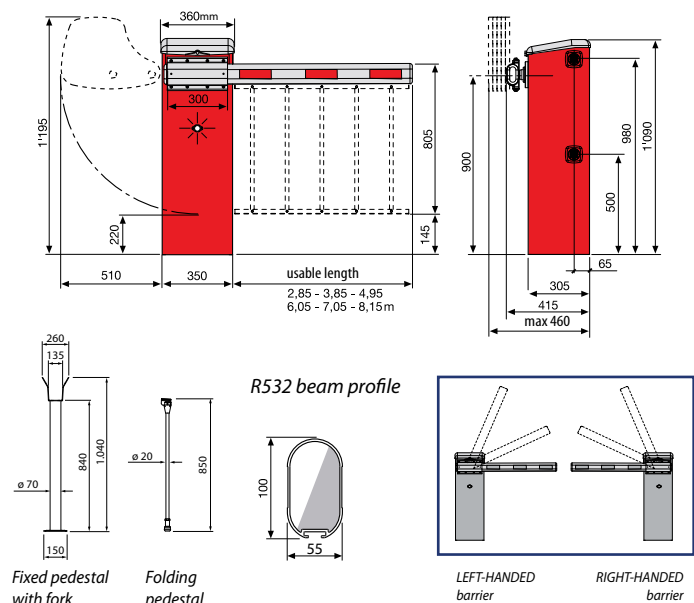
Electric motor, oil-hydraulic
drive unit and piston in one
assembly

TECHNICAL DATA

Power supply	230 Vac - 50 Hz
Absorbed power	510 W
Absorbed current	2,4 A
Power output	0,37 kW (0,5 HP)
Working temperature	-20 °C +80 °C (*)
Working pressure	20 atm
Maximum pressure	40 atm
Protection standards	IP 65 (inside the housing)
Oil type	FADINI Oil - code 708L
Oil reservoir volume	2,5 l
Weight of barrier (w/o beam)	75 kg
Colour	RAL 2002 orange red [housing] orange peel metallized gray [top cover and door]
Materials of SS steel version	AISI 304 [housing/top cover/door]
Frequency of use	very intensive

(*) -40 °C with specific optional accessories, page 18.

OVERALL DIMENSIONS





for sliding gates

for swinging gates

for industrial doors

for garage doors

oil-hydraulic road barriers

electronic controllers

command accessories

safety and signalling accessories

radio receivers and transmitters

kits

complete systems

Electronic controller
ELPRO 980
(under the top cover)

Aluminium beam
R532 profile

Factory-fitted blue led

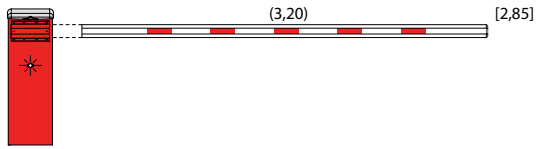
Pre-set to take either
a photocell and/or
a command-switch



Bayt 980

③

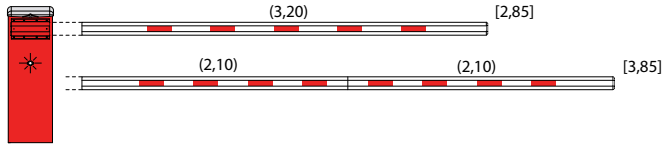
((3,20)) [2,85]



④

((3,20)) [2,85]

((4,20)) [3,85]

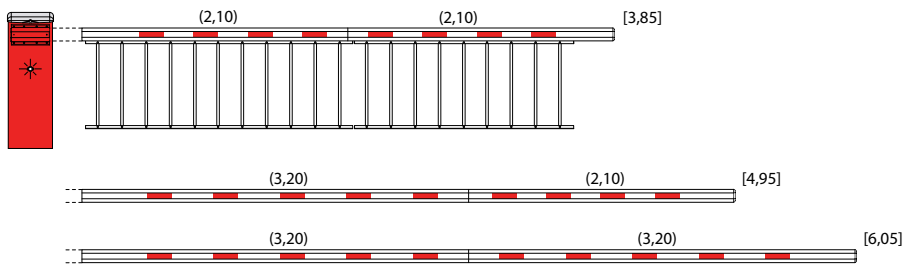


⑧

((4,20)) [3,85]

((5,30)) [4,95]

((6,40)) [6,05]



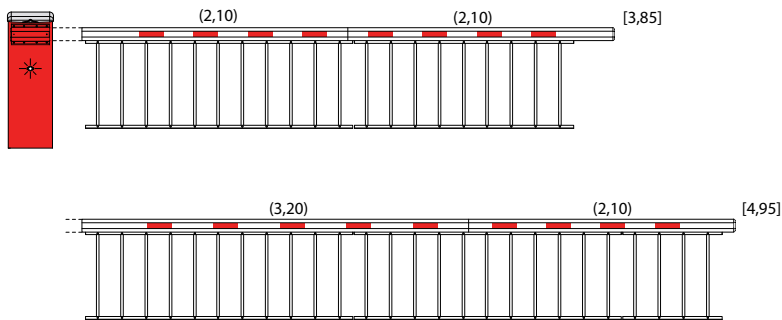
⑭

((4,20)) [3,85]

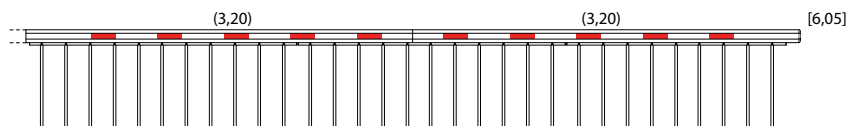
((5,30)) [4,95]

((6,40)) [6,05]

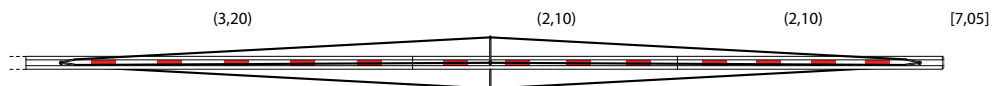
((7,40)) [7,05]



x 4



x 3



Bayt 980



for sliding gates

for swinging gates

for industrial doors

for garage doors

oil-hydraulic road barriers

electronic controllers

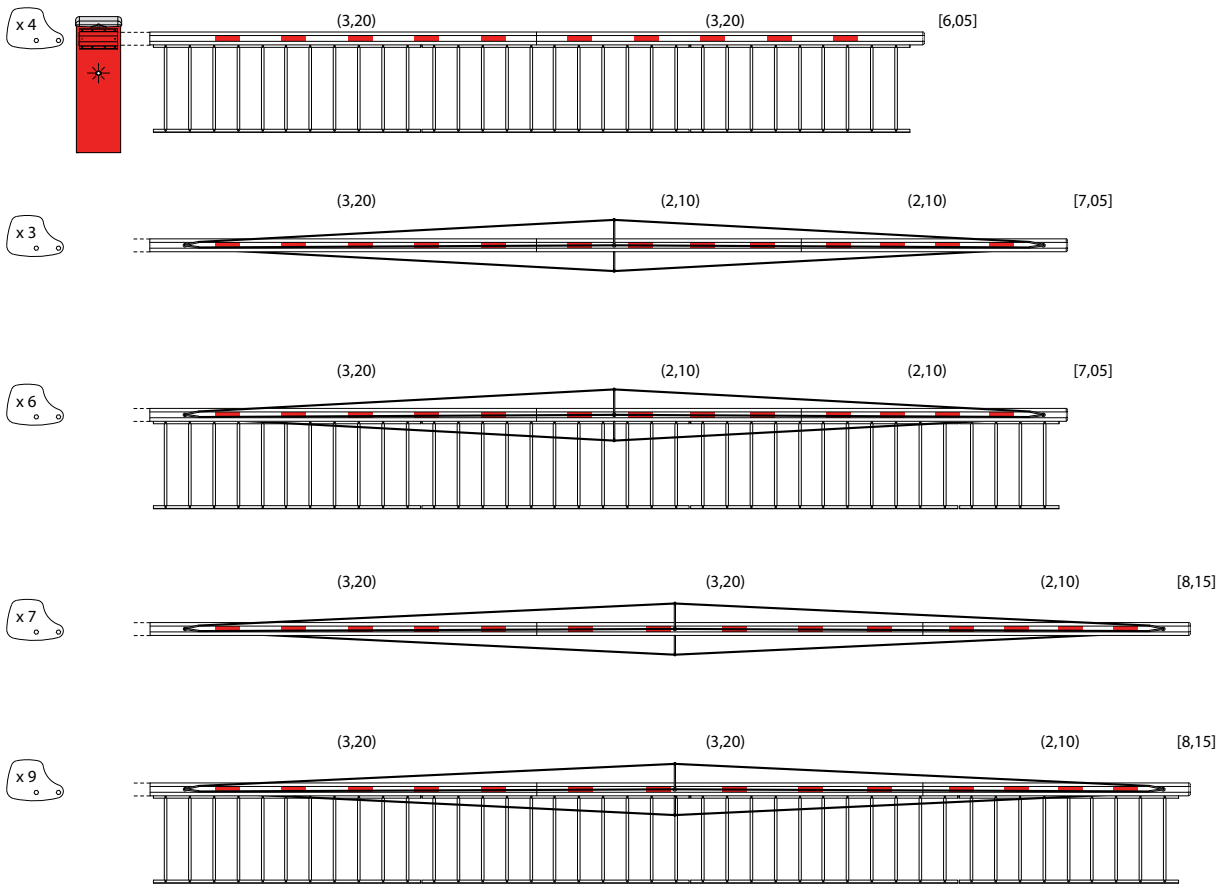
command accessories

safety and signalling accessories

radio receivers and transmitters

kits

complete systems



⑰

((6,40)) [6,05]

((7,40)) [7,05]

((7,40)) [7,05]

((8,50)) [8,15]

((8,50)) [8,15]

NOTE

All beams are available in the options with led lights.

[] = Gateway width, metres.

() = Beam module length, metres.

(()) = Total beam length, metres..

○ = Opening speed, seconds.

NOTE

The housing cabinet is available in two versions:

- Cataphoresis treated and powder coated. Double colour as standard: RAL 2002 orange red/metallized grey, orange peel finish.
- AISI 304 stainless steel, brushed.

Item code No.	Specifications				Applications				
	Version	Speed (s)	Piston (mm)	Pump	Beam length (m)	Reinforcement beam	Fence	Cable Kit	No. of counterweights (10 kg each plate)
9801SXL	left-handed	3	Ø 30	P16	3,20 [2,85]				
9801DXL	right-handed	3	Ø 30	P16	3,20 [2,85]				
9802SXL	left-handed	4	Ø 40	P16	3,20 [2,85]				
					4,20 [3,85]				
9802DXL	right-handed	4	Ø 40	P16	3,20 [2,85]				
					4,20 [3,85]				
9803SXL	left-handed	8	Ø 40	P8	4,20 [3,85]		✓		
					5,30 [4,95]				
					6,40 [6,05]				
9803DXL	right-handed	8	Ø 40	P8	4,20 [3,85]		✓		
					5,30 [4,95]				
					6,40 [6,05]				
9804SXL	left-handed	14	Ø 50	P6	4,20 [3,85]		✓		
					5,30 [4,95]		✓		
					6,40 [6,05]	✓	✓		4 (code 1965L)
					7,40 [7,05]	✓		(code 1958L)	3 (code 1962L)
9804DXL	right-handed	14	Ø 50	P6	4,20 [3,85]		✓		
					5,30 [4,95]		✓		
					6,40 [6,05]	✓	✓		4 (code 1965L)
					7,40 [7,05]	✓		(code 1958L)	3 (code 1962L)
9805SXL	left-handed	19	Ø 60	P6	6,40 [6,05]	✓	✓		4 (code 1965L)
					7,40 [7,05]	✓		(code 1958L)	3 (code 1962L)
					7,40 [7,05]	✓	✓	(code 1958L)	6 (code 1968L)
					8,50 [8,15]	✓		(code 1967L)	7 (code 1969L)
					8,50 [8,15]	✓	✓	(code 1967L)	9 (code 1970L)
9805DXL	right-handed	19	Ø 60	P6	6,40 [6,05]	✓	✓		4 (code 1965L)
					7,40 [7,05]	✓		(code 1958L)	3 (code 1962L)
					7,40 [7,05]	✓	✓	(code 1958L)	6 (code 1968L)
					8,50 [8,15]	✓		(code 1967L)	7 (code 1969L)
					8,50 [8,15]	✓	✓	(code 1967L)	9 (code 1970L)

[] = Gateway width, metres

TECHNICAL NOTES

Each item BAYT 980 includes:

- Housing cabinet with lockable door and coded key. Cathaphoresis treated and powder coated.
- Motor-pump-piston assembly COS 982 - 230 V power supply.
- Electronic control board ELPRO 980.
- Voltage cut-off switch and earthed power supply cable.
- Fastening bracket for R532 aluminium beam.
- Zinc-coated base plate with anchoring rag bolts and M14 fastening nuts.
- Double colour as standard: RAL 2002 orange red and orange peel metallized gray.
- 1 external blue led.

N.W.: beam and pedestal not included; consult the specific section in this catalogue.



Item code No.	Specifications				Applications				
	Version	Speed (s)	Piston (mm)	Pump	Beam length (m)	Reinforce-ment beam	Fence	Cable Kit	No. of counterweights (10 kg each plate)
9811SXL	left-handed	3	Ø 30	P16	3,20 [2,85]				
9811DXL	right-handed	3	Ø 30	P16	3,20 [2,85]				
9812SXL	left-handed	4	Ø 40	P16	3,20 [2,85]				
					4,20 [3,85]				
9812DXL	right-handed	4	Ø 40	P16	3,20 [2,85]				
					4,20 [3,85]				
9813SXL	left-handed	8	Ø 40	P8	4,20 [3,85]		✓		
					5,30 [4,95]				
					6,40 [6,05]				
9813DXL	right-handed	8	Ø 40	P8	4,20 [3,85]		✓		
					5,30 [4,95]				
					6,40 [6,05]				
9814SXL	left-handed	14	Ø 50	P6	4,20 [3,85]		✓		
					5,30 [4,95]		✓		
					6,40 [6,05]	✓	✓		4 (code 1965L)
					7,40 [7,05]	✓		(code 1958L)	3 (code 1962L)
9814DXL	right-handed	14	Ø 50	P6	4,20 [3,85]		✓		
					5,30 [4,95]		✓		
					6,40 [6,05]	✓	✓		4 (code 1965L)
					7,40 [7,05]	✓		(code 1958L)	3 (code 1962L)
9815SXL	left-handed	19	Ø 60	P6	6,40 [6,05]	✓	✓		4 (code 1965L)
					7,40 [7,05]	✓		(code 1958L)	3 (code 1962L)
					7,40 [7,05]	✓	✓	(code 1958L)	6 (code 1968L)
					8,50 [8,15]	✓		(code 1967L)	7 (code 1969L)
					8,50 [8,15]	✓	✓	(code 1967L)	9 (code 1970L)
9815DXL	right-handed	19	Ø 60	P6	6,40 [6,05]	✓	✓		4 (code 1965L)
					7,40 [7,05]	✓		(code 1958L)	3 (code 1962L)
					7,40 [7,05]	✓	✓	(code 1958L)	6 (code 1968L)
					8,50 [8,15]	✓		(code 1967L)	7 (code 1969L)
					8,50 [8,15]	✓	✓	(code 1967L)	9 (code 1970L)

[] = Gateway width, metres

TECHNICAL NOTES

Each item BAYT 980 includes:

- AISI 304 stainless steel (inox) housing cabinet with lockable door and coded key.
- Motor-pump-piston assembly COS 982 - 230 V power supply.
- Electronic control board ELPRO 980.
- Voltage cut-off switch and earthed power supply cable.
- Fastening bracket for R532 aluminium beam.
- Stainless steel base plate with anchoring rag bolts and M14 fastening nuts.
- 1 external blue led .

N.W.: beam and pedestal not included; consult the specific section in this catalogue.



Bayt 980

MANUAL road barrier

Item code No.	Specifications			Applications
	Version	Housing finishing	Spring external diameter (mm)	Beam length (m)
9892SXL	left-handed	powder coated RAL 2002	Ø 45 Ø 45 Ø 45	2,10
				3,20
				4,20
9892DXL	right-handed	powder coated RAL 2002	Ø 45 Ø 45 Ø 45	2,10
				3,20
				4,20
9841SXL	left-handed	powder coated RAL 2002	Ø 66 Ø 66	5,30
				6,40
9841DXL	right-handed	powder coated RAL 2002	Ø 66 Ø 66	5,30
				6,40
9895SXL	left-handed	AISI 304 SS brushed	Ø 45 Ø 45 Ø 45	2,10
				3,20
				4,20
9895DXL	right-handed	AISI 304 SS brushed	Ø 45 Ø 45 Ø 45	2,10
				3,20
				4,20
9843SXL	left-handed	AISI 304 SS brushed	Ø 66 Ø 66	5,30
				6,40
9843DXL	right-handed	AISI 304 SS brushed	Ø 66 Ø 66	5,30
				6,40

NOTE: It is possible to turn a manual barrier into an automatic one by fitting the COS 982 oil-hydraulic assembly even at a later stage.

TECHNICAL NOTES














Each item BAYT 980 MANUAL includes

- Housing cabinet with lockable door and coded key. Cathaphoresis treated and powder coated RAL 2002 orange red/ orange peel metallized gray, or AISI 304 stainless steel (inox) option.
- Telescopic arm; return spring for beams longer than 4,20 m.
- Ring stopper to hold the beam in vertical (open) and horizontal (closed) positions.
- Fastening bracket for R532 aluminium beam.
- Zinc-coated or stainless steel base plate with anchoring rag bolts and M14 fastening nuts.


N.W.: beam and pedestal not included; consult the specific section in this catalogue.



SPECIFIC ACCESSORIES

Item code No.	Description
 60L	RAL colour change
 9827L	Zinc-coated base plate with anchoring rag bolts
 9829L	Stainless (SS) steel/inox base plate with anchoring rag bolts
 9873L	24 Vdc solenoid valve to raise the beam by hand in case of power failure. To combine always with the voltage stabilizer item code No. 9321L NOTE: the device is factory-fitted to the COS 982 motor-pump-piston assembly. This optional item can be ordered with any BAYT 980 model
 9828L	240 V voltage cut-off device with lever switch
 2569L	24 Vac magnet for beam locking
 9730L	Thermal probe with electric resistor to suit MEC 700/80 VENTIL motor-pump and COS 982 (Bayt 980 road barrier). Complete with 230V – 50 Hz power supply cable
 9888L	24 V blue led complete with lens, support and cable to fit the housing
 9840L	AL.FLEX. 34 for led control
 2032L	Detector for 2 magnetic loops, with 2 relay outputs and 1 output for an alarm device, 24 Vac/dc
 2037L	6 m circumference, pre-assembled loop with 10 m power supply cable
 2042L	12 m circumference, pre-assembled loop with 10 m power supply cable
 9321L	24 V voltage stabilizer. One voltage stabilizer for each BAYT 980 with solenoid valve

SPECIFIC CONTROL UNITS

Item code No.	Description	Service	Weather-proof polycarbonate box
 9899L	ELPRO 980	single-phase	

NOTE: for complete information about the control units, consult the dedicated section from page 104 onwards










R532 ALUMINIUM BEAMS

Item code No.	Specifications				Configuration
	Length (m)	Driveway to restrict (m)	No. of leds (*)	No. of joints per modules (m)	Required accessories (item code No.)
1936L	2,10	1,75			
1937L	3,20	2,85			
1940L	4,20	3,85		1 (2,10+2,10)	
1941L	5,30	4,95		1 (2,10+3,20)	
1942L	6,40	6,05		1 (3,20+3,20)	
1943L	7,40	7,05		2 (2,10+2,10+3,20)	1945L – 1958L – 1962L
1944L	8,50	8,15		2 (2,10+3,20+3,20)	1945L – 1967L – 1969L
9861L	2,10	1,75	5		
9862L	3,20	2,85	7		
9863L	4,20	3,85	9	1 (2,10+2,10)	
9864L	5,30	4,95	11	1 (2,10+3,20)	
9865L	6,40	6,05	13	1 (3,20+3,20)	
9866L	7,40	7,05	15	2 (2,10+2,10+3,20)	9860L – 1958L – 1962L
9867L	8,50	8,15	17	2 (2,10+3,20+3,20)	9860L – 1967L – 1969L

NOTE: each beam is complete with red reflective stickers and beam joint/s, where required.

(*) When led lights are fitted, the led control AL.FLEX 34 is needed, item No. 9840L.

ACCESSORIES FOR BEAMS

Item No.	Description	Applications
 1912L	Red reflective rectangular sticker	
 1933L	Joint for R532 beams	
 1945L	3 m R533 reinforcement beam	Cod. 1942L – 1943L – 1944L
 9860L	3 m R533 bored reinforcement beam for leds	Cod. 9865L – 9866L - 9867L
 9869L	12 V red led light with lens, support and cable	
 5023L	Rubber profile to be fitted under the aluminium beam	
 9897L	Hinged joint allowing the aluminium beam to open horizontally in case of impact with a vehicle. Manual return of the beam to normal position. It suits any beam model, even if led lights are fitted.	



ACCESSORIES FOR BEAMS



Item No.	Description	Version
9879SXL	Two bars cut to measure with joint, cable and arm	Left-handed
9879DXL	Two bars cut to measure with joint, cable and arm	Right-handed

PEDESTALS FOR BEAMS



Item No.	Description
1948L	Folding pedestal with adjustable foot
9752L	Fixed pedestal with forked end for padlock
9756L	Fixed pedestal with forked end (to take the magnet lock code 2569L)
9757L	Fixed SS steel/inox pedestal with forked end (to take the magnet lock code 2569L)
9755L	Adjustable pedestal for various height options (min. 600 mm – max. 1.100 mm) complete with fork end pre-set for magnet lock. Anchoring base plate included


FENCES FOR BEAMS




Item code No.	Specifications		Applications	
	Length (m)	Modules (m)	For beam (m)	Accessories required (code)
1952L	3,80	(2,09 + 1,71)	4,20	
1953L	4,75	(2,09 + 2,09 + 0,57)	5,30	
1954L	5,89	(2,09 + 2,09 + 1,71)	6,40	1945L – 1965L (*)
1955L	6,84	(2,09x3 + 0,57)	7,40	1945L – 1958L – 1968L (*)
1956L	7,98	(2,09x3 + 1,71)	8,50	1945L – 1967L – 1970L (*)

NOTE: each fence is complete with rods, bolts, fixing profile and junction profile
(*) in case of beams fitted with leds, item 1945L to be replaced by item code 9860L.

COUNTERWEIGHTS AND TRUSSING CABLES FOR BEAMS



Item code No.	Specifications		Applications	
	Description	No. of counterweights (10 kg each plate)	For beam (m)	Fitted with a fence
1958L	Kit with 4 stainless steel cables		7,40	
1967L	Kit with 4 stainless steel cables		8,50	
1962L	Kit counterweights with support bracket	3	7,40	
1965L	Kit counterweights with support bracket	4	6,40	✓
1968L	Kit counterweights with support bracket	6	7,40	✓
1969L	Kit counterweights with support bracket	7	8,50	
1970L	Kit counterweights with support bracket	9	8,50	✓



Control units

Quality inside a board.

Choosing FADINI means choosing quality.

The ELPRO control units meet any installation requirements: swinging and sliding gates, road barriers, doors, either double or single, folding doors and oil-hydraulic automatic bollards.

Each ELPRO controller is designed and produced to incorporate specific logic functions to meet any kind of installation:

programming functions is very simple. All of the boards are fitted with a connector to take FADINI plug-in receiver cards.

It is also possible to fit the board with a disconnecter switch, complete with an external knob providing also door locking.

Accurate checking and testing across all the stages of production are a guarantee for the ELPRO controllers to be extremely reliable and provide long run service and good performance. All of the controllers are compliant with the applicable norms in force and with the Electromagnetic Compatibility Norms, as required by the European Norms.

Overall dimensions of the polycarbonate box of the controllers.



View of the box



Knob fitted to the box lid









Detail of the disconnecter switch

series ELPRO

Item code No.	Model		Weather-proof box	Operator exclusively designed for it
FOR SWINGING GATES				
3518L	ELPRO 35 M	single-phase	Incorporated	BART 350 Master
3519L	ELPRO 35 S	single-phase	Incorporated	BART 350 Slave
4200L	ELPRO 42	single-phase	✓	DARDO 424
4300L	ELPRO 43	single-phase	✓	DARDO 430
6610L	ELPRO 7 RP	single-phase	✓	NUPI 66
7047L	ELPRO 27	single-phase	✓	
7048L	ELPRO 27 HP	110 V	✓	
FOR SLIDING GATES				
620L	ELPRO 62	single-phase	Incorporated	JUNIOR 624
630L	ELPRO 63	single-phase	Incorporated	JUNIOR 633/650
7063L	ELPRO 12 EVO	single-phase	Incorporated	NYOTA 115 EVO
7064L	ELPRO 12 EVO FN	single-phase	Incorporated	NYOTA 115 EVO
7060L	ELPRO 70/3 PLUS	single-phase/three-phase	Incorporated	MEC 200
7087L	ELPRO 37	single-phase/three-phase	✓	
7180L	ELPRO 37 DS	single-phase/three-phase	✓	
7184L	ELPRO 37 FN	single-phase/three-phase	✓	
7185L	ELPRO 37 HP	three-phase	✓	FIBO 300/400
FOR OVERHEAD GARAGE DOORS				
243L	ELPRO 6 exp	single-phase	✓	APROLI 480
FOR INDUSTRIAL DOORS				
7047L	ELPRO 27	single-phase	✓	
7087L	ELPRO 37	single-phase/three-phase	✓	
7185L	ELPRO 37 HP	three-phase	✓	FIBO 300 LB / 400 LB
FOR ROAD BARRIERS				
2431L	ELPRO 88	single-phase	Incorporated	BARRI 88
9899L	ELPRO 980	single-phase	Incorporated	BAYT 980
UNIVERSAL				
7047L	ELPRO 27	single-phase	✓	
7271L	ELPRO XE	single-phase	✓	

SPECIFIC ACCESSORIES

Item No.	Description
 2729L	Weather-proof polycarbonate box to suit the ELPRO range
 2731L	Lockable knob complete with front cover plate, screws and square rod (to combine with item code 2732L)
 2732L	Disconnecter switch to suit the lockable knob
7062L	Microprocessor to suit the ELPRO range
 7282L	Plug-in traffic light card for ELPRO
 2746L	HELIOS 29 card
 7230L	DUPCO 72 card

for sliding gates

for swinging gates

for industrial doors

for garage doors

oil-hydraulic road barriers

electronic controllers

command accessories

safety and signalling accessories

radio receivers and transmitters

kits

complete systems

Functions of the controllers



SWINGING



SLIDING



OTHER



	ELPRO • 42	ELPRO • 43	ELPRO • 35 M	ELPRO • 7 RP	ELPRO • XE	ELPRO • 27	ELPRO • 12 EVO	ELPRO • 37	ELPRO • 37 DS	ELPRO • 37 HP	ELPRO • 62	ELPRO • 63	ELPRO • 70/3 PLUS	ELPRO • 6 EXP	ELPRO • 88	ELPRO • 980
Three-phase operators								•	•	•			•			
Photocell stop in opening	•	•	•	•	•	•	•	•	•	•	•	•	•			•
2nd pair photocell input	•	•	•		•	•	•	•	•	•	•	•				
Safety edge dedicated input	•	•	•			•	•	•	•	•	•	•				
2nd safety edge dedicated input	•	•	•			•	•	•	•	•	•	•				
Device for photocell Safety Autotest (DSA)	•	•	•			•		•	•	•	•	•				
Device for safety edge autotest (DACs)	•	•	•			•	•	•	•	•	•	•				
Electronic brake							•	•	•	•	•	•				
Memorize remaining motor run time on interrupted cycles				•	•	•										
Gradual acceleration and slowdown	•	•	•				•				•	•				
Torque control adjustment	•	•	•	•	•		•				•	•				
RT data	•	•	•				•				•	•				
Run times learning by radio remote control	•	•	•	•			•				•	•				
Secondary board activation (slave mode)			•				•				•	•				•
Electric lock	•	•	•	•	•	•		•	•	•			•			
Step-by-step mode	•	•	•	•	•	•	•	•	•	•	•	•	•	•	•	•
Deadman mode (hold-on-switched)					•	•	•	•	•	•			•			•
Pedestrian opening	•	•	•	•	•	•	•	•	•	•	•	•	•			
Pedestrian opening by remote control	•	•	•	•	•	•	•	•	•	•	•	•	•			
Stroke reversing pulse	•	•			•	•	•									
External clock	•	•	•		•	•	•	•	•	•	•	•	•			•
Courtesy light	•	•	•		•	•	•	•	•	•	•	•	•	•		
Status indication light	•	•	•	•	•	•	•	•	•	•	•	•	•			•
Semiautomatic mode	•	•	•	•	•	•	•	•	•	•	•	•	•	•	•	•
Automatic mode	•	•	•	•	•	•	•	•	•	•	•	•	•	•	•	•
Pre-flashing	•	•	•	•	•	•	•	•	•	•	•	•	•			•
No flasher in dwell time, automatic mode	•	•	•	•	•	•	•	•	•	•	•	•	•			•
Plug-in radio card	•	•	•	•	•	•	•	•	•	•	•	•	•	•	•	•
No travel reverse by remote control in opening	•	•	•	•	•	•	•	•	•	•	•	•	•			•
Auto-close: gate recloses on photocells crossing	•	•	•		•	•	•	•	•	•	•	•				•
Pre-set for traffic light, up to 3 lights						•		•	•	•						•

FOR SWINGING GATES



ELPRO 35M

code **3518L**

Electronic controller to suit BART 350 Master: gate travel control in auto-learning mode, including slowdowns, travel reverse on obstacle impact, preset for connection to ELPRO 35S, slave board. Green/red diagnostic leds enabling to easily assess the operator status.



ELPRO 35S

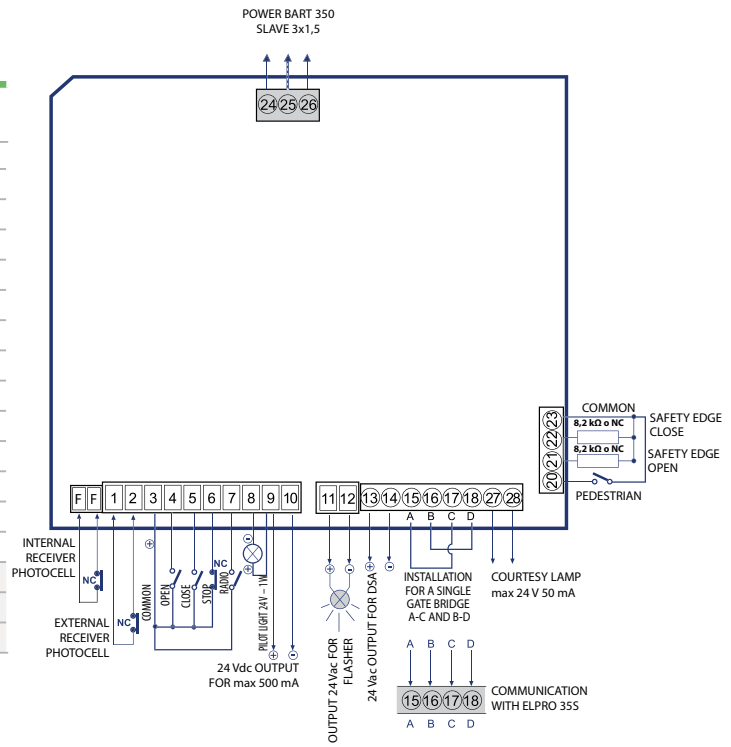
code **3519L**

Electronic board to suit BART 350 Slave.

ELPRO 35 M

TECHNICAL SPECIFICATIONS

Single-phase PCB power supply	230 V ±10% 50 Hz
Three-phase PCB power supply	-
Max. power of motors	200 W
Courtesy light output	24 V - 50 mA max
Photocells/keyswitch/radio receiver output	24 Vdc - 500 mA max
Pilot light output	24 V - 1 W
DSA control output	24 V dc/ac
Flasher output	24 V dc/ac
Motor run time	-
Dwell time	1 - 120 s
Closing gate delay time	-
Pedestrian opening time	-
Box dimensions	-
Protection standards	-
Working temperature	-20 °C +55 °C



for sliding gates
for swinging gates
for industrial doors
for garage doors
oil-hydraulic road barriers
electronic controllers
command accessories
safety and signalling accessories
radio receivers and transmitters
kits
complete systems



ELPRO 42

code **4200L**

Electronic control box for 24 Vdc DARDO 424 installed on either single or double swinging gates. Main functions and features: DSA photocells control, dedicated output for electric lock, dedicated inputs for safety sensitive edges, adjustment of speed, torque and dwell time made available by trimmers.

Dedicated outputs for 2 motors.

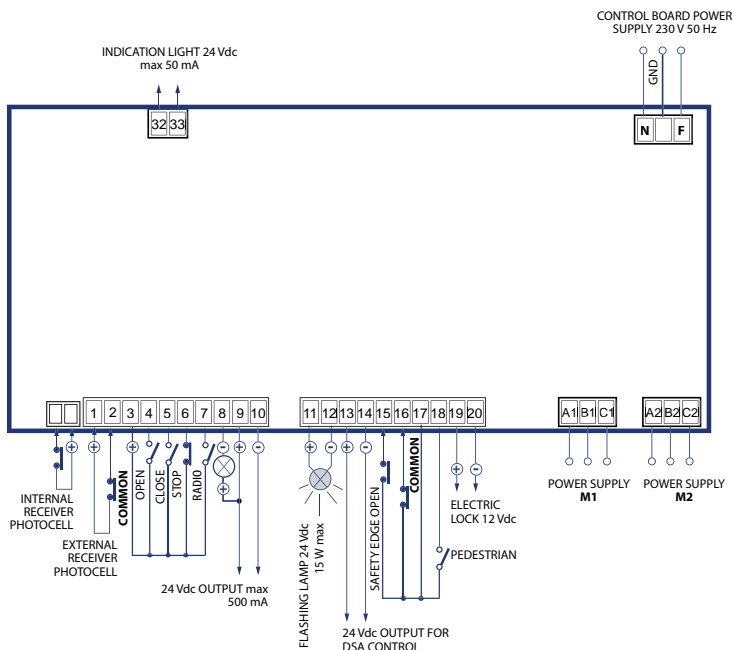
Motor run automatic programming either with or without gate delay, fixed slowdown in opening and closing phases. Amperometric function and encoder for gate travel reversing on obstacle impact.

TECHNICAL SPECIFICATIONS

Single-phase PCB power supply	230 V ±10% 50 Hz
Three-phase PCB power supply	-
Max. power of motors	200 W
Courtesy light output	max 24 Vdc - 50 mA
Photocells/keyswitch/radio receiver output	24 Vdc max 500 mA
Pilot light output	24 V - 1 W
DSA control output	24 Vdc
Flasher output	24 Vdc
Motor run time	-
Dwell time	1 - 120 s
Closing gate delay time	-
Pedestrian opening time	-

Box dimensions	210 x 295 x 110 mm
Protection standards	IP 64
Working temperature	-20 °C +55 °C

Power supply da battery	12 V
-------------------------	------



ELPRO 43

code **4300L**

Electronic control box for 230 Vac DARDO 430 installed on either single or double swinging gates. Main functions and features: DSA photocells control, dedicated output for electric lock, dedicated inputs for safety sensitive edges, adjustment of speed, torque and dwell time made available by trimmers.

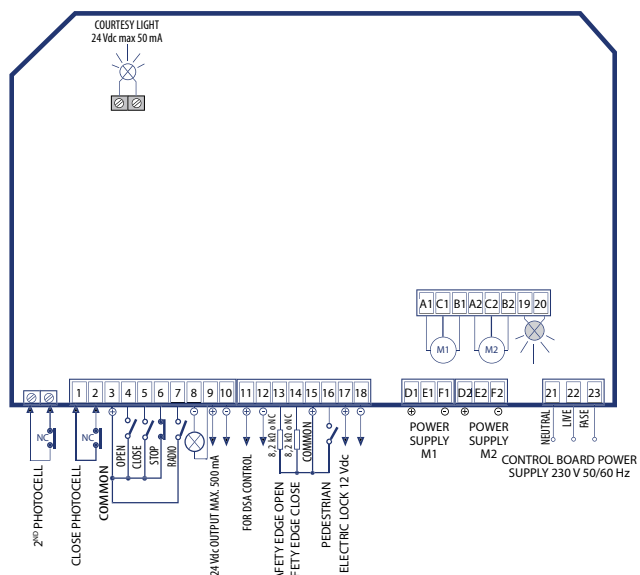
Dedicated outputs for 2 motors.

Motor run automatic programming either with or without gate delay, fixed slowdown in opening and closing phases. Amperometric function and encoder for gate travel reversing on obstacle impact.

TECHNICAL SPECIFICATIONS

Single-phase PCB power supply	230 V ±10% 50 Hz
Three-phase PCB power supply	-
Max. power of motors	500 W
Courtesy light output	max 24 Vdc - 50 mA
Photocells/keyswitch/radio receiver output	24 Vdc max 500 mA
Pilot light output	24 V - 1 W
DSA control output	24 Vdc
Flasher output	230 V - 25 W
Motor run time	-
Dwell time	1 - 120 s
Closing gate delay time	-
Pedestrian opening time	-

Box dimensions	210 x 295 x 110 mm
Protection standards	IP 64
Working temperature	-20 °C +55 °C





ELPRO 7 RP

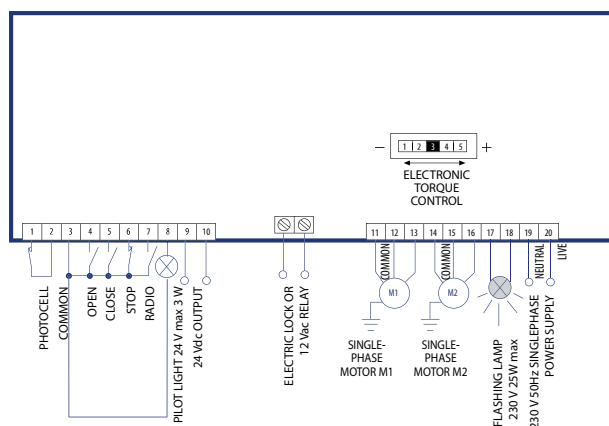
code **6610L**

Electronic controller for swinging gates. Automatic or semiautomatic modes, torque control, electric lock power supply output, radio receiver card connector, connection terminals for photocells, open-stop-close button switch. Auto-diagnostic LEDs, low and high voltage fuses, memory of the times, pedestrian opening, status indication. To suit NUPI 66.

TECHNICAL SPECIFICATIONS

Single-phase PCB power supply	230 V ±10% 50 Hz
Three-phase PCB power supply	-
Max. power of motors	500 W
Courtesy light output	-
Photocells/keyswitch/radio receiver output	24 Vac
Pilot light output	24 V - 3 W max
DSA control output	-
Flasher output	230 V - 25 W max
Motor run time	aprox. 20 s
Dwell time	automatic mode 15 s, max 90 s
Closing gate delay time	6 s
Pedestrian opening time	-

Box dimensions	210 x 295 x 110 mm
Protection standards	IP 64
Working temperature	-20 °C +55 °C



ELPRO 27

code **7047L**

Electronic controller fitted with motor capacitors. Designed to control single or double swinging gates. Motor-operators with or without limit switches. It also suits operators for single or bi-parting sliding gates (max 0,5 HP, with mechanical clutch).

ELPRO 27 HP

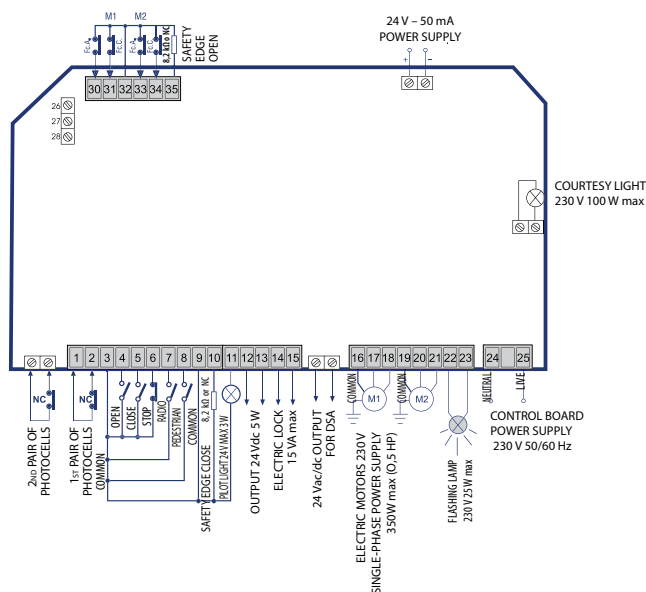
code **7048L**

Same functions as ELPRO 27, but 110 V power supply.

TECHNICAL SPECIFICATIONS

Single-phase PCB power supply	230 V ±10% 50/60 Hz
Three-phase PCB power supply	-
Max. power of motors	750 W
Courtesy light output	230 V - 100 W max
Photocells/keyswitch/radio receiver output	24 Vac
Pilot light output	24 V - 3 W max
DSA control output	24 Vac
Flasher output	230 V - 25 W max
Motor run time	0 - 120 s (sliding) / 0 - 60 s (swinging)
Dwell time	1 - 220 s
Closing gate delay time	0 - 10 s
Pedestrian opening time	1 - 45 s

Box dimensions	210 x 295 x 110 mm
Protection standards	IP 64
Working temperature	-20 °C +55 °C



for sliding gates
for swinging gates
for industrial doors
for garage doors
oil-hydraulic road barriers
electronic controllers
command accessories
safety and signalling accessories
radio receivers and transmitters
kits
complete systems

FOR SLIDING GATES



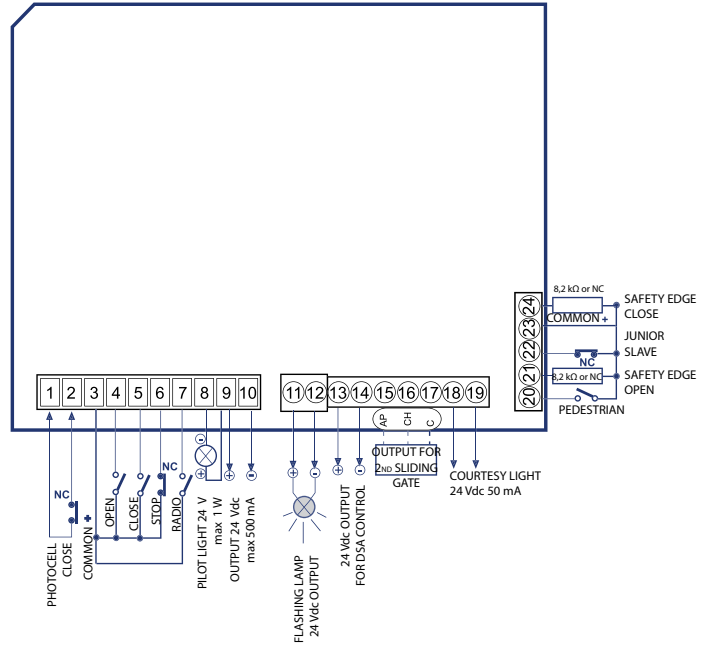
ELPRO 62

code **620L**

Electronic controller for JUNIOR 624: gate travel control in auto-learning mode, slowdowns, gate travel reverse on obstacle impact, preset for a second sliding gate (master/slave). Diagnostics by green/red leds to easily assess the status of the operator. Possibility to connect 2 x 2.6 Ah -12 V batteries to it.

TECHNICAL SPECIFICATIONS

Single-phase PCB power supply	230 V ±10% 50 Hz
Three-phase PCB power supply	-
Max. power of motors	200 W
Courtesy light output	max 24 Vdc - 50 mA
Photocells/keyswitch/radio receiver output	24 Vdc max 500 mA
Pilot light output	24 V - 1 W
DSA control output	24 Vdc/ac
Flasher output	24 Vdc/ac
Motor run time	-
Dwell time	1 - 120 s
Closing gate delay time	-
Pedestrian opening time	max 3 min.
Box dimensions	-
Protection standards	-
Working temperature	-20 °C +55 °C
Battery power supply	12 V



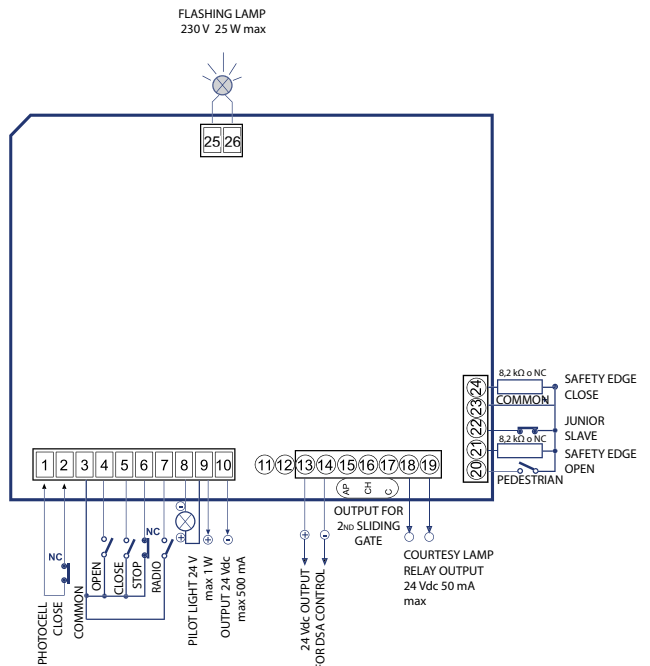
ELPRO 63

code **630L**

Electronic controller for JUNIOR 633 and JUNIOR 650: gate travel control in auto-learning mode, slowdowns, gate travel reverse on obstacle impact, preset for a second sliding gate (master/slave). Diagnostics by green/red leds to easily assess the status of the operator.

TECHNICAL SPECIFICATIONS

Single-phase PCB power supply	230 V ±10% 50 Hz
Three-phase PCB power supply	-
Max. power of motors	375 W
Courtesy light output	max 24 Vdc - 50 mA
Photocells/keyswitch/radio receiver output	24 Vdc max 500 mA
Pilot light output	24 V - 1 W
DSA control output	24 Vdc/ac
Flasher output	230 V - 25 W
Motor run time	-
Dwell time	1 - 120 s
Closing gate delay time	-
Pedestrian opening time	max 3 min.
Box dimensions	-
Protection standards	-
Working temperature	-20 °C +55 °C





ELPRO 12 EVO

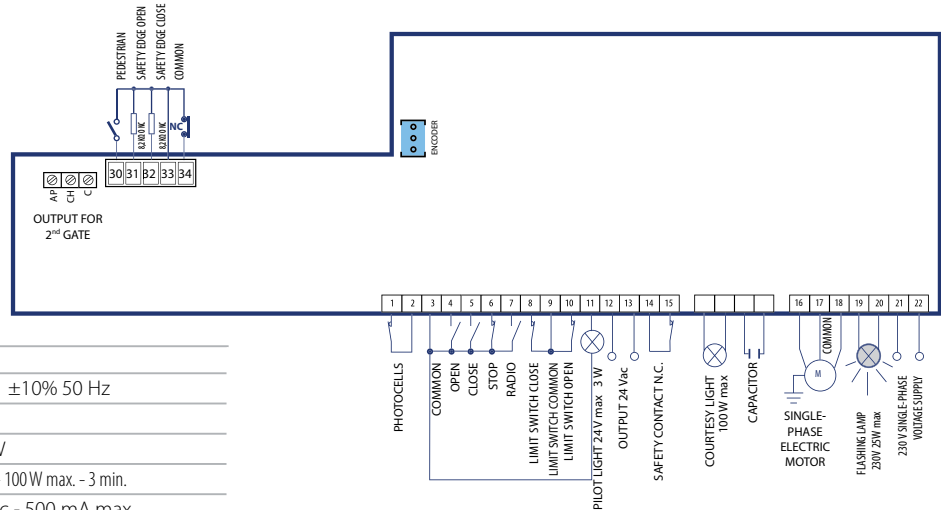
code **7063L**

Electronic controller specific for the NYOTA 115 evo range of motor operators.
Without capacitor, single-phase only.

ELPRO 12 EVO FN

code **7064L**

In addition to the same features as ELPRO 12 EVO it incorporates the negative brake function: the operator is turned into a reversible unit whenever electric power is cut off.



TECHNICAL SPECIFICATIONS

Single-phase PCB power supply	230 V ±10% 50 Hz
Three-phase PCB power supply	-
Max. power of motors	750 W
Courtesy light output	230 V – 100 W max. - 3 min.
Photocells/keyswhitch/radio receiver output	24 Vdc - 500 mA max
Pilot light output	24 Vdc - 3 W max
DSA control output	-
Flasher output	230 V - 25 W max
Motor run time	-
Dwell time	2 - 128 s

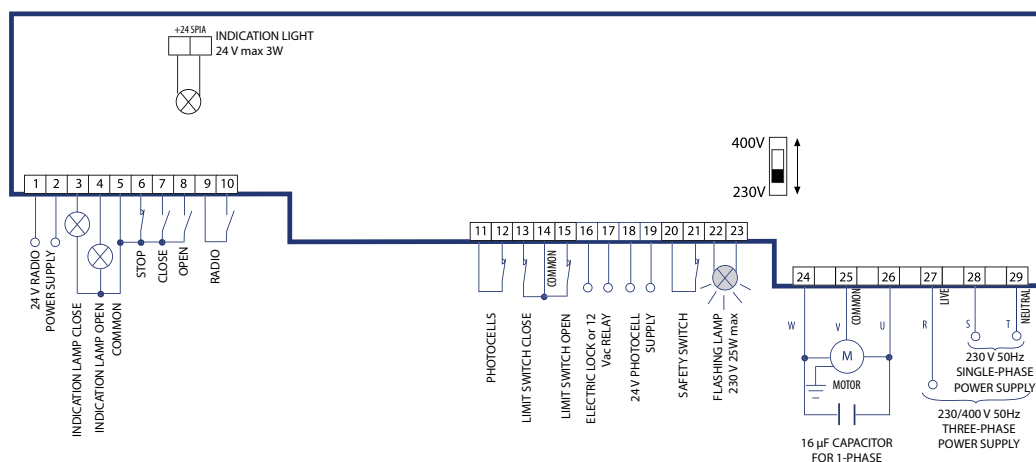
Closing gate delay time	-
Pedestrian opening time	2 - 30 s
Box dimensions	-
Protection standards	-
Working temperature	-20 °C +55 °C



ELPRO 70/3 PLUS

code **7060L**

Electronic board preset for automatic or semiautomatic modes, programmable logic functions, without capacitor.
For MEC 200 0,5 HP single- and three-phase operators.



TECHNICAL SPECIFICATIONS

Single-phase PCB power supply	230 V ±10% 50 Hz
Three-phase PCB power supply	230/400 V ±10% 50 Hz
Max. power of motors	375 W
Courtesy light output	Relay 12 Vac
Photocells/keyswhitch/radio receiver output	24 V
Pilot light output	24 V - 3 W max
DSA control output	-
Flasher output	230 V - 25 W max

Motor run time	5 - 150 s
Dwell time	5 - 150 s
Closing gate delay time	-
Pedestrian opening time	3 - 30 s
Box dimensions	-
Protection standards	-
Working temperature	-20 °C +55 °C

for sliding gates
for swinging gates
for industrial doors
for garage doors
oil-hydraulic road barriers
electronic controllers
command accessories
safety and signalling accessories
radio receivers and transmitters
kits
complete systems



ELPRO 37

code **7087L**

Electronic controller for sliding gates. Single- and three-phase applications. Incorporated electronic brake.

ELPRO 37 DS

code **7180L**

In addition to all of the functions of ELPRO 37 it includes features to control double sliding gates.

ELPRO 37 FN

code **7184L**

It combines to the features of the ELPRO 37 model the negative brake function: the operator is made reversible only when the electric current is interrupted.

ELPRO 37 HP

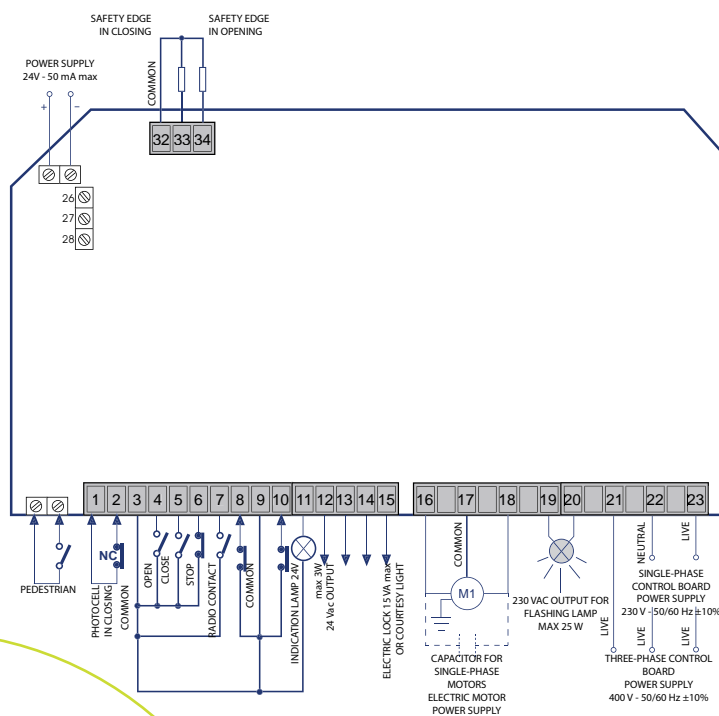
code **7185L**

Electronic controller with power contactors and electronic brake for sliding gate operators and motor operators with or without limit switches (max. 3 HP single-phase or 5 HP three-phase). Same functions as ELPRO 37.

TECHNICAL SPECIFICATIONS

Single-phase PCB power supply	230 V ±10% 50/60 Hz
Three-phase PCB power supply	400 V ±10% 50/60 Hz
Max. power of motors	750 W single-phase – 1.200 W three-phase
Courtesy light output	12 Vac
Photocells/keyswitch/radio receiver output	24 Vac
Pilot light output	24 V - 3 W max
DSA control output	24 Vac
Flasher output	230 V - 25 W max
Motor run time	0 - 120 s
Dwell time	1 - 220 s
Closing gate delay time	-
Pedestrian opening time	1 - 45 s

Box dimensions	210 x 295 x 110 mm
Protection standards	IP 64
Working temperature	-20 °C +55 °C



FOR OVERHEAD GARAGE DOORS



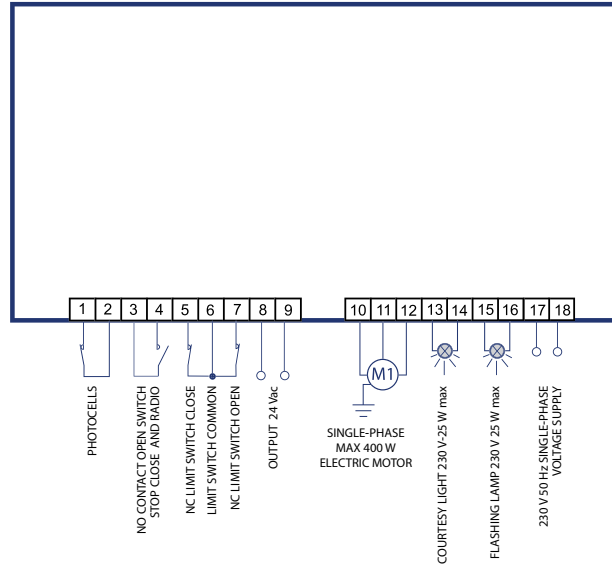
ELPRO 6 exp

code **243L**

Electronic controller with relays, step-by-step function with stop in between.
Automatic re-closing.

TECHNICAL SPECIFICATIONS

Single-phase PCB power supply	230 V
Three-phase PCB power supply	-
Max. power of motors	400 W
Courtesy light output	230 V - 25 W max
Photoceils/keyswhitch/radio receiver output	24 Vac
Pilot light output	-
DSA control output	-
Flasher output	230 V - 25 W max
Motor run time	-
Dwell time	-
Closing gate delay time	-
Pedestrian opening time	-
Box dimensions	147 x 197 x 80 mm
Protection standards	IP 56
Working temperature	-20 °C +55 °C



FOR ROAD BARRIERS



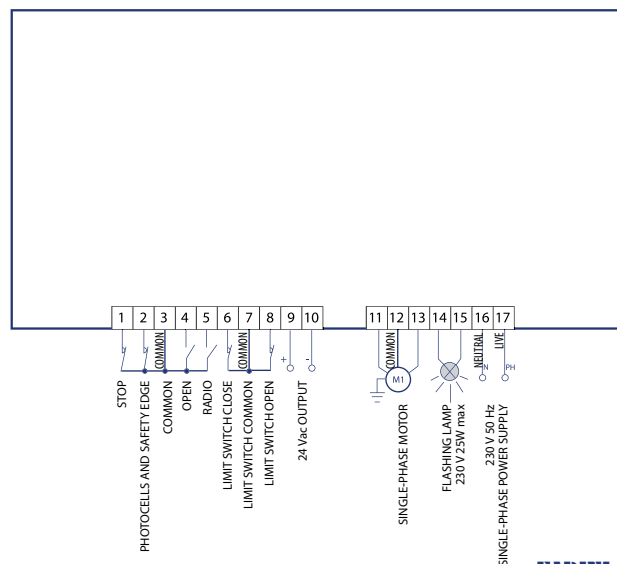
ELPRO 88

code **2431L**

Electronic controller for BARRI 88 road barrier. Automatic closing.

TECHNICAL SPECIFICATIONS

Single-phase PCB power supply	230 V
Three-phase PCB power supply	-
Max. power of motors	400 W
Courtesy light output	-
Photoceils/keyswhitch/radio receiver output	24 Vac
Pilot light output	-
DSA control output	-
Flasher output	230 V - 25 W max
Motor run time	60 s
Dwell time	-
Closing gate delay time	-
Pedestrian opening time	-
Box dimensions	147 x 197 x 80 mm
Protection standards	IP 56
Working temperature	-20 °C +55 °C



for sliding gates

for swinging gates

for industrial doors

for garage doors

oil-hydraulic road barriers

electronic controllers

command accessories

safety and signalling accessories

radio receivers and transmitters

kits

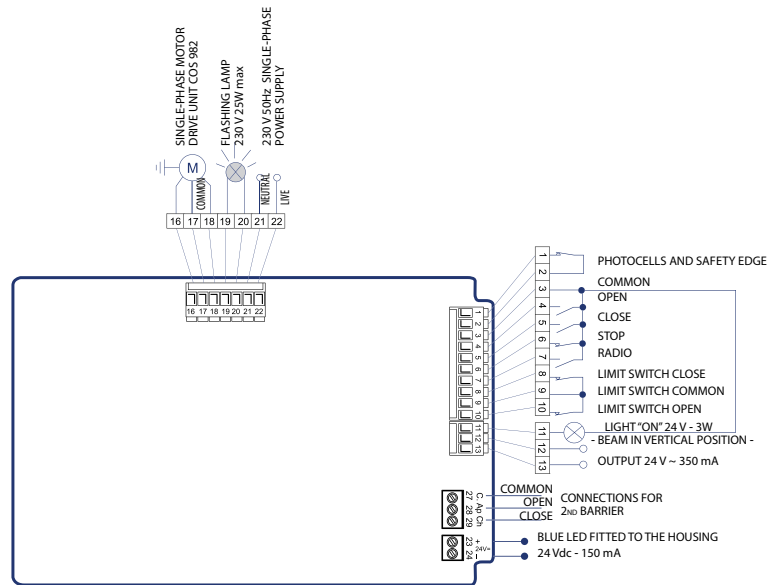
complete systems



ELPRO 980

code **9899L**

Electronic controller for BAYT 980 barriers. Step-by-step function, deadman (hold-on-switched) control, automatic/semiautomatic operations. Preset to operate two synchronized barriers at a time (master/slave). Connector to take a control card for traffic light with 2/3 lights and external time clock for opening and closing operations at preset times.



TECHNICAL SPECIFICATIONS	
Single-phase PCB power supply	230 V - 50 Hz
Three-phase PCB power supply	-
Max. power of motors	1.200 W
Courtesy light output	-
Photocells/keyswitch/radio receiver output	24 Vac max 350 mA
Pilot light output	24 V - 3 W max
DSA control output	-

Flasher output	230 V - 25 W max
Motor run time	25 s max
Dwell time	5 - 128 s
Closing gate delay time	-
Pedestrian opening time	-
Box dimensions	235 x 314 x 139 mm
Protection standards	IP 53
Working temperature	-20 °C +55 °C

UNIVERSAL

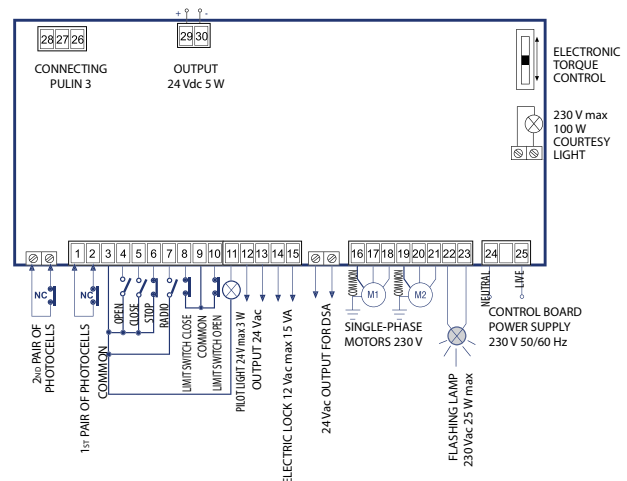


ELPRO XE

code **7271L**

single-phase universal controller for swinging and sliding gates and for up-and-over doors. Automatic or semiautomatic modes, courtesy light output, diagnostics by leds, deadman (holdon-switched) control, step-by-step mode, pedestrian opening, output terminals for an electric lock, torque control for electromechanical operators.

TECHNICAL SPECIFICATIONS	
Single-phase PCB power supply	230 V ±10% 50 Hz
Three-phase PCB power supply	-
Max. power of motors	750 W
Courtesy light output	230 V - 100 W max
Photocells/keyswitch/radio receiver output	24 Vac
Pilot light output	24 V - 3 W max
DSA control output	24 Vac
Flasher output	230 V - 25 W max
Motor run time	0 - 120 s (sliding) / 0 - 60 s (swinging)
Dwell time	0 - 220 s
Closing gate delay time	0 - 10 s
Pedestrian opening time	0 - 30 s
Box dimensions	210 x 295 x 110 mm
Protection standards	IP 64
Working temperature	-20 °C +55 °C



COMPLEMENTARY ELECTRONIC BOARDS



HELIOS 29

code **2746L**

HELIOS 29 is a plug-in card studied for ELPRO 27/S40/7RP controllers allowing, in very cold environments (-40 °C), to maintain temperature with the oil inside the oil-hydraulic FADINI operators. The required limit temperature for HELIOS 29 to be activated is easy to select by a trimmer fitted on the card, in combination with a thermostat that is incorporated in HELIOS 29. Alternatively, it is possible to connect to it either an external thermostat or a thermal probe (both optional) to detect temperature at a distance from HELIOS 29 and pilot it.

Item code No.	Description
 2756L	Temperature probe for HELIOS 29 with 5 m cable and connector



DUPCO 72

code **7230L**

This card duplicates the single contact inputs of the limit switches in order to obtain more clean contact outputs.

Maximum two operators with limit switches can be connected to it.



for sliding gates

for swinging gates

for industrial doors

for garage doors

oil-hydraulic road barriers

electronic controllers

command accessories

safety and signalling accessories

radio receivers and transmitters

kits

complete systems



Command accessories



DGT 61

page 118

Digital keypad



SAPE 69

page 119

Proximity reader



CHIS 37

page 120

Keyswitches



CHIS-E 37

page 121

Keyswitches



COMPLEMENTARY ACCESSORIES FOR

DGT 61 / SAPE 69 / CHIS 37 / CHIS-E 37

page 122



GECO 9

page 123

Token operated access control unit





Digital keypad with connection by cable.

Keypad in two options, partial recess or surface mount, made of **rust-proof treated aluminium** and fitted with a stainless steel front cover.

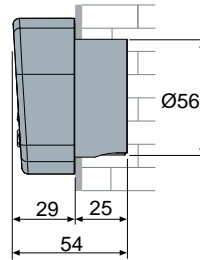
- **Key-buttons back-lit in blue.**
- **Sound and visual signalling**
 - a beep sound emitted by key pressing
 - green led for correct proceedings
 - red led for wrong proceedings or stop button pressed
- **Simple to program**
 - by the main board with dip-switches.
 - Two N.O. outputs and one N.C. Up to 4 different access codes can be memorized with each single N.O. output. Timed and bistable functions.
- **Simple to install**
 - by a complete range of fitting accessories: lateral support, posts in various heights (0,50 - 0,75 - 1,20 m), hole-adapting flange. ABS casing to recess.

TECHNICAL DATA

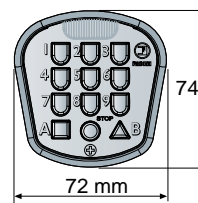
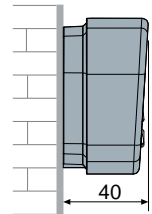
Power supply 2 x 0,5 mm ²	12 - 24 Vac/dc
Connections to keypad	4 x 0,5 mm ²
keypad power absorption	15 mA
Relay absorption on standby	4 mA
Relay absorption on activation	27 mA
Working temperature	-20 °C +80 °C
N.O. channels	2
N.C. Channels	1
Communication distance	max 100 m
Output contacts	1 A - 125 V - 60 VA
Keypad protection standards	IP 54
Main board protection standards	IP 53

OVERALL DIMENSIONS

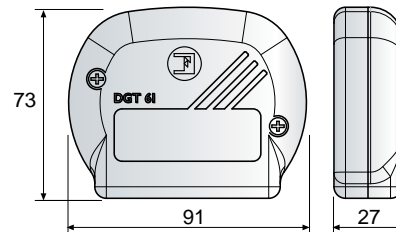
recess mount



surface mount



Main board



Item code No.	Model	Version
610L	DGT 61	surface mount
611L	DGT 61	recess mount Ø 56 mm
612L	Main board	

NOTE: item code Nos. 610L and 611L always require the main board item code 612L

ACCESSORIES

NOTE: for complete information about the accessories, consult the dedicated section on page 122.

Sape 69



for sliding gates

for swinging gates

for industrial doors

for garage doors

oil-hydraulic road barriers

electronic controllers

command accessories

safety and signalling accessories

radio receivers and transmitters

kits

complete systems



Proximity reader with cards or key fobs.

Recess or surface mount options. The receiver, inside a specifically designed casing, is fitted with a mini-USB port to load data on the software. Programming cards as follows: Green (data storing) and Red (deleting).

Command BLUE card or key fobs for access control.

Removable memory up to **4.000 users (two lists up to 2.000 users each).**

• Simple to program

by means of SAPE 69 BOX equipment enabling installers to manage complex applications by a dedicated software.

• Simple to install

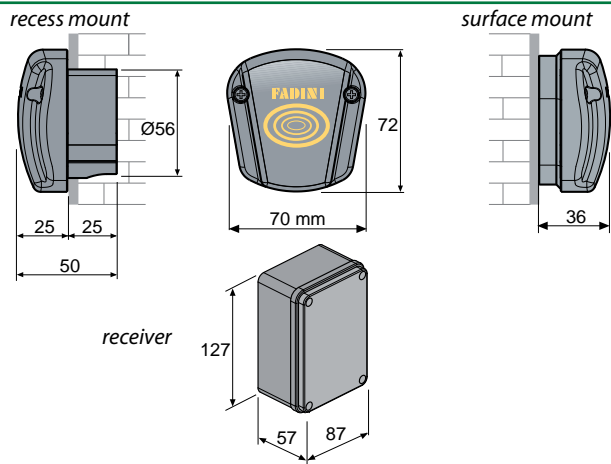
by a complete range of fitting accessories: lateral support, posts in various heights (0,50 - 0,75 - 1,20 m), hole-adapting flange.








ABS casing to recess.

TECHNICAL DATA

Receiver power supply	230 Vac \pm 10% - 50 Hz
Readers power supply (from receiver)	12 V
Single reader max. absorption	50 mA
Receiver max. absorption	10 mA
Working temperature	-20 °C +60 °C
N.O. channels	1
Communication distance	max 100 m
Output contacts	1 A - 125 V - 60 VA
Reader protection standards	IP 55
Receiver protection standards	IP 65
Memory List 1	2.000 cards
Memory List 2	2.000 cards

OVERALL DIMENSIONS



Item code No.	Description
 690L	SAPE 69 reader, recess mount, Ø 56 mm
 691L	SAPE 69 reader, surface mount
 692L	SAPE 69 complete receiver
 693L	Pair of cards: GREEN (data storing) and RED (deleting) to program the BLUE cards and the command key fobs into the receiver item code 692L
 694L	User's blue card
 695L	User's blue command key fob
696L	Removable memory card
 697L	SAPE 69 BOX complete with receiver and reader. To program and manage complex applications. Connection to PC by mini-USB port (cable not included).

NOTE: item code Nos. 690L and 691L always require the receiver 692L and the programming cards 693L.

ACCESSORIES

NOTE: for complete information about the accessories, consult the dedicated section on page 122.



Keyswitch.

Standard profile cylinder.
Custom-coded key with **ergonomic grip**.

- **Maximum security**
burglar-proof thanks to the external casing made of rust-proof pressure cast aluminium.
- **Terminals providing N.O. and N.C. command contacts**
- **Blue LED light**
standard to make the unit visible in the night.
- **Simple to install**
by a complete range of fitting accessories: lateral support, posts in various heights (0,50-0,75-1,20 m), hole-adapting flange. ABS casing to recess.



Detail of CHIS 37
recessed onto an anodized
aluminium post

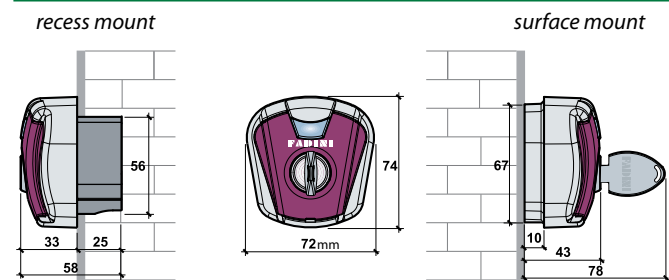






Detail of the inside

TECHNICAL DATA


LED power supply	12 V / 24 Vac/dc
LED absorption	max 5 mA
Working temperature	-30 °C +70 °C
Microswitch contact	gold triple layer
Microswitch max. load	100 mA and 30 V
Protection standards	IP 54

OVERALL DIMENSIONS



Item code No.	Model	Key profile	Version
 370L	CHIS 37		surface
 371L	CHIS 37		recess Ø 56 mm

SPECIFIC ACCESSORIES

Item code No.	Description
 378L	Custom-coded key (No.WA7001 to WA7030)
379L	Complete cylinder and 2 custom-coded keys (No.WA7001 to WA7030)

ACCESSORIES

NOTE: for complete information about the accessories, consult the dedicated section on page 122.

Chis-E 37



12/24
V



for sliding gates

for swinging gates

for industrial doors

for garage doors

oil-hydraulic road barriers

electronic controllers

command accessories

safety and signalling accessories

radio receivers and transmitters

kits

complete systems



recess mount

surface mount

Keyswitch.

European profile cylinder.
Custom-coded key.

- **Maximum security**
burglar-proof thanks to the external casing made of rust-proof pressure cast aluminium.
- **Terminals providing N.O. and N.C. command contacts**
- **Blue LED light**
standard to make the unit visible in the night.
- **Simple to install**
by a complete range of fitting accessories: lateral support, posts in various heights (0,50-0,75-1,20 m), hole-adapting flange. ABS casing to recess.



Detail of CHIS-E 37 recessed onto an anodized aluminium post



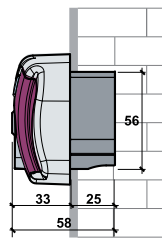
Detail of the blue light LED

TECHNICAL DATA

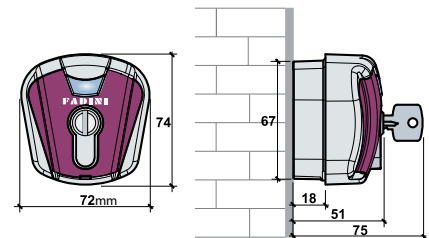
LED power supply	12 V / 24 Vac/dc
LED absorption	max 5 mA
Working temperature	-30 °C +70 °C
Microswitch contact	gold triple layer
Microswitch max. load	100 mA and 30 V
Protection standards	IP 54

OVERALL DIMENSIONS

recess mount



surface mount



Item code No.	Model	Key profile	Version
372L	CHIS-E 37		surface
373L	CHIS-E 37		recess Ø 56 mm
374L	CHIS-E 37	without European cylinder	surface
375L	CHIS-E 37	without European cylinder	recess Ø 56 mm

SPECIFIC ACCESSORIES

Item code No.	Description
376L	European profile key, custom-coded (No. F0001 to F0025)
377L	Complete cylinder, European profile, and 2 custom-coded key (No. F0001 to F0025)

ACCESSORIES

NOTE: for complete information about the accessories, consult the dedicated section on page 122.

Item code No.	Description	Post height (cm)	Quantity per pack (pcs)
 552L	Recess mount ABS box		12
 553L	Size adaptor with reduced hole to replace existing DIFO 33-POLO 44- PRIT 19-SECH 15 with the new models (recess Ø 56 mm)		20
 554L	Post fixing base plate and cover with 4 fixing screws		10
 555L	Anodized aluminium post with support, without fixing base plate	50	2
556L	Anodized aluminium post with support, without fixing base plate	75	2
557L	Anodized aluminium post with support, without fixing base plate	120	2
566L	Two-hole anodized aluminium post with support, without fixing base plate	120	2
 558L	Support for post mount or wall lateral application		2
 560L	Size adaptor with reduced hole to replace existing POLO 44-PRIT 19 with the new models (recess Ø 56 mm)		10
 562L	Anodized aluminium post, with fixing base plate and support	50	1
564L	Anodized aluminium post, with fixing base plate and support	50	2
565L	Anodized aluminium post, with fixing base plate and support	75	2

Geco 9

24 V



for sliding gates

for swinging gates

for industrial doors

for garage doors

oil-hydraulic road barriers

electronic controllers

command accessories

safety and signalling accessories

radio receivers and transmitters

kits

complete systems



Token operated device for access control

• Simple and immediate

it can be combined with automatic systems such as road barriers, bollards or other access control systems.

Just put the token into the slot to get open and close control of an automatic system. In case of power failure, no tokens are taken by the device.

• Robust and reliable

powder coated steel or brushed AISI 304 stainless steel (inox) structure.

The door for token recovery can be opened only by a coded key.

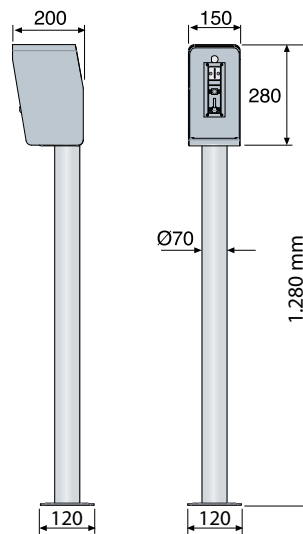


GECO 9 inox stainless steel version Steel special token

TECHNICAL DATA

Power supply	24 Vac
Electric coil	24 Vac
Resistance	40 Ohm
Absorbed current	40 mA
Absorbed power	10 W
Quality mark	1389919 England
Microcontact	5 A -250 Vac
Command contact	Rotating
Command functioning	Mechanical
Working temperature	-20 °C +125 °C
Protection standards	IP 43
Polyester powder coating	RAL 2002
Token	Nichel-plated steel
Weight	8,5 kg
Collection capacity	300 tokens

OVERALL DIMENSIONS



Item code No.	Model	Supply voltage	Finish
2028L	GECO 9	24 Vac	AISI 304 SS brushed
2035L	GECO 9	24 Vac	RAL 2002 orange red

SPECIFIC ACCESSORIES

Item code No.	Description
60L	RAL colour change
2034L	Nichel-plated steel token





Safety and signalling accessories

SAFETY DEVICES WITH INFRARED LIGHT



TRIFO 11 *page 126*
Photocell with infrared light



8




FIT 55 *page 127*
Photocell with infrared light



15



DIFO 33 *page 128*
Photocell with infrared light



12

POTENZIATE

30



ORBITA 57 *page 129*
Photocell with infrared light, adjustable



battery 6

15

SAFETY AND SIGNALLING ACCESSORIES



ARPO 58

page 130

Radio safety device



SENSITIVE SAFETY EDGES

page 131



MIRI 4

page 132

LED flasher




LED TRAFFIC LIGHTS

page 133



Guide to the applications

 Distance range (m)

Trifo 11

24 V

Modulated infrared light safety device.

- Easy to install
- Slimline

44x25x76 mm.

A studied design to meet requirements for minimum dimensions and limited space conditions. Surface application or mount on an aluminium post 24 Vac/dc power supply. 8 m distance range.



Accessory. Anodized aluminium post

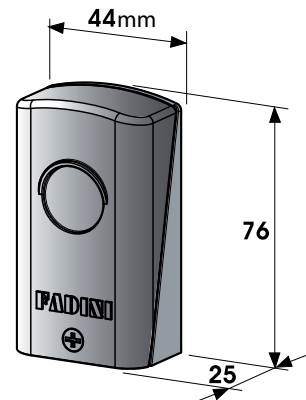



TECHNICAL DATA

Power supply	24 Vac/dc
Projector absorption	55 mA
Receiver absorption	35 mA
Working temperature	-20 °C +70 °C
Relay contact rating	1 A - 125 V - 60 VA max
Infrared modulated light	1.500 Hz
Two relays	change-over
Distance range (*)	8 m
Obstacle detecting time	6 ms
Protection standards	IP 55
Weight of one pair TRIFO 11	85 g
Complete package of posts	1,4 kg


(*) distance decreases by approx 30-50% in case of fog, rain or dusts.

OVERALL DIMENSIONS



Item code No.	Model	Version	Distance range (m)	Pcs/pack
 107L	Pair of TRIFO 11 photocells	surface mount	8	1

SPECIFIC ACCESSORIES

Item code No.	Description	Height (cm)	Quantity
 108L	Post with base, cover and fixing screws	50	2
109L	Post with base, cover and fixing screws	50	1

Fit 55

12/24
V



for sliding gates

for swinging gates

for industrial doors

for garage doors

oil-hydraulic road barriers

electronic controllers

command accessories

safety and signalling accessories

radio receivers and transmitters

kits

complete systems

Modulated infrared light safety device.

• Compact

in size with both versions, recess and surface mount.

All of the electronic components are protected inside a water-tight casing.

• Simple to install

thanks to a complete range of fitting accessories: lateral support, posts of various heights (0,50 – 0,75 – 1,20 m), size adaptor and ABS casing to recess.

12 V/24 Vac/dc power supply. 15 m distance range.



FIT 55 on a 0,50 m anodized aluminium post



FIT 55 on a lateral support, surface mount

TECHNICAL DATA

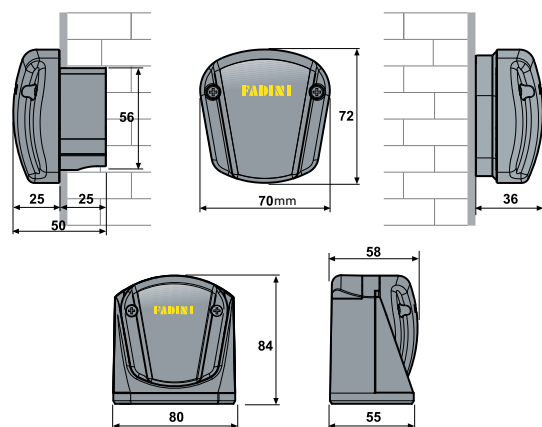
Modulated light frequency	1.100 Hz
Power supply	12 V or 24 Vac/dc
Projector absorption	26 mA
Receiver absorption	28 mA
Working temperature	-20 °C +70 °C
Output contact	1 A - 125 V - 60 VA max
Distance range (*)	15 m
Obstacle detection time	6 ms
Protection standards	IP 55

(*) distance range decreases by approx. 30-50% in case of fog, rain or dusts.

OVERALL DIMENSIONS

recess mount

surface mount



Item code No.	Model	Version	Distance range (m)	Pcs/pack
550L	Pair of photocells FIT 55	surface mount	15	1
551L	Pair of photocells FIT 55	recess mount Ø 56 mm	15	1

ACCESSORIES

NOTE: for complete information about the accessories, consult the dedicated section on page 122.



Modulated infrared light safety device.

• Robust

as the casing is made of strong plastic material.
Surface, partially recess mount or on external supports to fit steel posts.

• Reliable

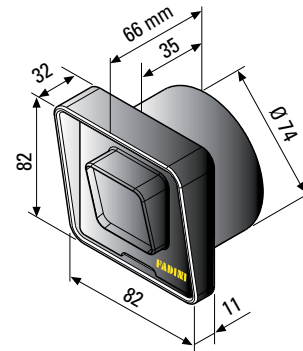
unaffected by weather conditions or by other luminous sources or reflected light.
24 Vac/dc power supply.
12 m distance range.
Long distance version with **DIFO 33 POTENZIATE**: 30 m.

TECHNICAL DATA

Modulated light frequency	1.100 Hz
Power supply	24 Vac/dc
Projector absorption	40 mA
Receiver absorption	50 mA
Working temperature	-10 °C +60 °C
Output contact	1 A - 125 V - 60 VA max
Distance range (*)	12/30 m
Protection standards	IP 44

(*) distance decreases by approx. 30-50% in case of fog, rain or dusts

OVERALL DIMENSIONS



Item code No.	Model	Version	Distance range (m)	Pcs/pack
330L	Pair of photocells DIFO 33	recess mount Ø 75 mm	12	1
331L	Pair of photocells DIFO 33 POTENZIATE	recess mount Ø 75 mm	30	1

Orbita 57



for sliding gates
for swinging gates
for industrial doors
for garage doors
oil-hydraulic road barriers
electronic controllers
command accessories
safety and signalling accessories
radio receivers and transmitters
kits
complete systems



Infrared beam safety device, with adjustable wireless transmitter.

12 V/24 Vac/dc power supply.

Multiple solutions in a single photocell. Practical and quick to respond to three different safety devices. It reduces the time and costs of installation. The transmitter can be 12 V/24 Vac/dc power supplied or by 2 batteries type AAA 1,5 V.

Alignment LED for perfect centering of the beam.

• **200° adjustable** on the horizontal axis.

• **Innovative and stylish design**

very compact 43x98x42 mm to fit any space and application requirements.

15 m distance range – 8 m when battery supplied.

• **Synchronizable**

to provide a protection barrier free from interference up to 7 pairs.

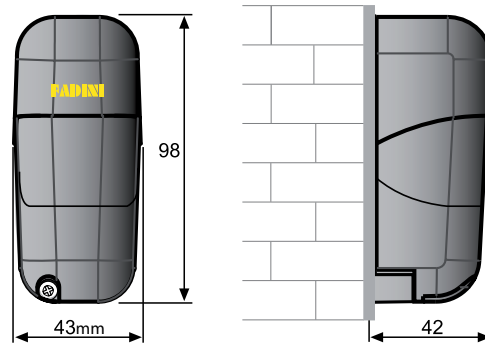
The transmitter can be combined with a mechanical safety edge to reach a safety level in compliance with the EN 12453 Norms.

TECHNICAL DATA

Power supply	2x1,5 AAA or 12 V/24 Vac/dc
Transmitter absorption	11 mA - 55 µA (by battery)
Receiver absorption	16 mA
Protection standards	IP 55
Working temperature	-20°C +80°C
Distance range (*)	6 m (by battery) - 15 m
Max. rotation	200°
Output contact	1 A - 125 V - 60 VA max
Battery life	about 2 years
Recommended cable section	inferior to 0,5 mm ²

(*) distance decreases by approx. 30-50% in case of fog, rain or dusts

OVERALL DIMENSIONS



Item code No.	Model	Version	Distance range (m)	Pcs/pack
570L	Pair of photocells ORBITA 57	surface mount	15 6 (by battery)	1



Radio safety device with wireless transmitter.

Radio communication system to be used as safety device with sliding and swinging gates, rolling doors, up-and-over garage doors, sectional doors, fast guillotine doors and road barriers.

Ideal to be used with the movable parts of automatic systems as it does not require any connection cable between transmitter and receiver.

• Flexible

Transmitter with 2 configurable inputs able to manage both mechanical safety edges with clean N.C. contact and the 8,2 kΩ resistive safety edges. It is possible to combine up to 4 transmitters with each receiver.

Multifrequency system able to control up to 4 installations close to one another without interference problems.

• Practical

Transmitter power supplied by 2 x AA 1,5V batteries; battery life 4 years.

• Safe

as it checks in real time the safety devices connected to the system, performs auto-test of the battery level and range between transmitters and receiver.

Bidirectional radio communication at 868 MHz.

In case of fault, a safety stop contact prevents the operator from starting by means of a third dedicated N.C. relay.

A buzzer fitted to the receiver alerts in case of run down battery in the transmitter for replacement.

Distance range up to 100 meters with an aerial and 30 meters without.

• Intelligent

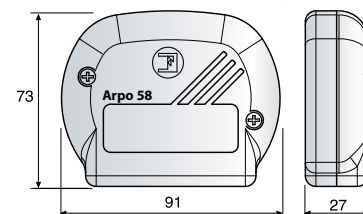
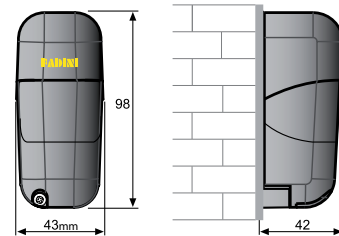
Thanks to a dedicated micro-controller circuit, separately fitted on to the board, the actual integrity and correct functioning of the safety system is constantly controlled.

In compliance with the EN 12978 and EN 13849-1 Norms.

TECHNICAL DATA

	RECEIVER	TRANSMITTER
Power supply	12/24 Vac/dc	2 x 1,5 V AA batteries
Battery life		4 years
Frequency	868 MHz	868 MHz
Distance range	100 m with aerial 30 m without	100 m
No. of transmitters to associate	4	
Selectable frequencies	4	4
Outputs	2(N.O. or N.C. selectable) + 1 safety stop (N.C.)	
Relays	1A/24 Vdc	
Working temperature	-20 °C +70 °C	-20 °C+70 °C
Maximum consumption	66 mA	12 mA
Protection standards	IP 53	IP 55
Compatible safety edges		Mechanical and/or resistive 8,2 kΩ

OVERALL DIMENSIONS



Item code No.

Model

5801L

ARPO 58 receiver

5802L

ARPO 58 transmitter



Sensitive safety edges



Safety devices: mechanical cable-operated edges.

In case of accidental impact with an obstacle, the cable-operated safety edge allows for stop or instant reverse of the door/gate travel.

Three safety micro-switches able to detect even the smallest obstacles. Detection of lateral and frontal deformations.


The mechanical safety edge can be combined with the ORBITA 57 photocell or the wireless safety device ARPO 58 to reach a level of safety as required to comply with the EN 12453 Norms.



Installation on to a sliding gate



Inner detail of the end part



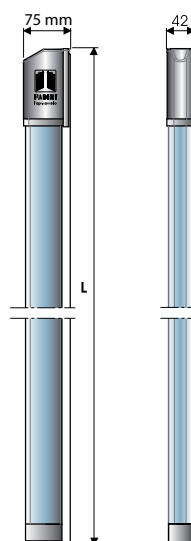
Detail of the mechanism with 3 safety micro-switches

TECHNICAL DATA

Deformable profile	elastic rubber
Working temperature	-10 °C +50 °C
Protection standards	IP 54

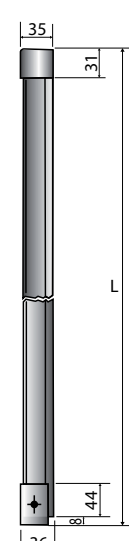
OVERALL DIMENSIONS

THICK PROFILE



L: 1,50 ÷ 2,00 ÷ 3,00 m

SLIM PROFILE



L: 2,50 ÷ 3,00 ÷ 4,00 m

Item code No.	Description	Profile version	Height (m)
2076L	Mechanical safety edge cut-off by a steel cable, 3 safety micro-switches, with aluminium support	thick	1,50
2077L	Mechanical safety edge cut-off by a steel cable, 3 safety micro-switches, with aluminium support	thick	2,00
2079L	Mechanical safety edge cut-off by a steel cable, 3 safety micro-switches, with aluminium support	thick	3,00
2130L	Mechanical safety edge cut-off by a steel cable, 3 safety micro-switches, with aluminium support	slim	2,50
2131L	Mechanical safety edge cut-off by a steel cable, 3 safety micro-switches, with aluminium support	slim	3,00
2132L	Mechanical safety edge cut-off by a steel cable, 3 safety micro-switches, with aluminium support	slim	4,00





Flasher with LED light.

24 Vac/dc or 230 V power supply.
High brightness and visibility in any weather conditions.
Energy and costs saving.

- **Environmental friendly**
its life is 50 times superior to that of any traditional lamp.
- **Fixed or flashing light.**
- **Practical**

It can be mounted on to a wall or pillar (fittings inside the package).
Designed to take the BIRIO A8 aerial where required.



Card with LEDs



Wall mount

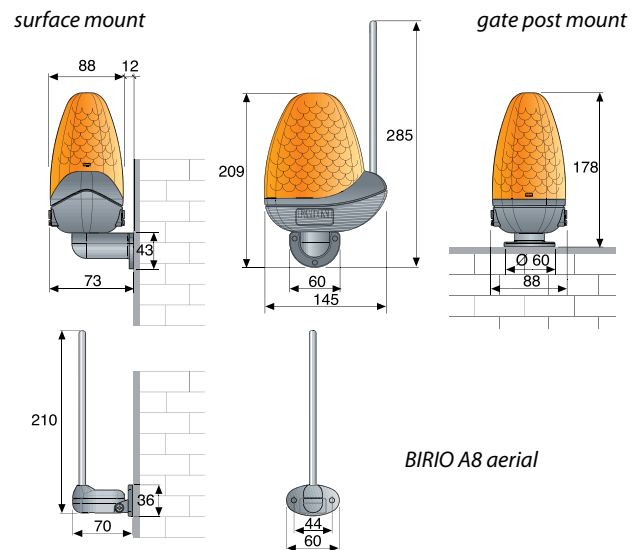


Gate post mount

TECHNICAL DATA

Power supply	230 Vac / 24 Vac/dc
Power	3 W
Frequency	50 Hz
Absorption	0,006 A (230 Vac) - 0,06 A (24 Vac/dc)
Intermittent	approx. 50 cycles/min.
Service	intermittent/fixed
Temperature	-20 °C +80 °C
Light Intensity	50 Lux
Clear dome materials	methacrylate – OROGLAX-MF110 shock-resistant
Weight	300 g
Protection standards	IP 53

OVERALL DIMENSIONS



Item code No.	Model
4612L	MIRI 4 LED complete with fixings for wall and gate post mount
4610L	Miri 4 LED with beeper, complete with fixings for wall and gate post mount

SPECIFIC ACCESSORIES

Item code No.	Model
4601L	Group of components BIRIO A8 aerial and card
4605L	BIRIO A8 rod aerial, stand alone
4607L	RG58 Coaxial cable x 100 m

Traffic lights



for sliding gates
for swinging gates
for industrial doors
for garage doors
oil-hydraulic road barriers
electronic controllers
command accessories
safety and signalling accessories
radio receivers and transmitters
kits
complete systems



Visual signalling.

Lights to control traffic on driveways of block of flats, residences, car parks, etc.

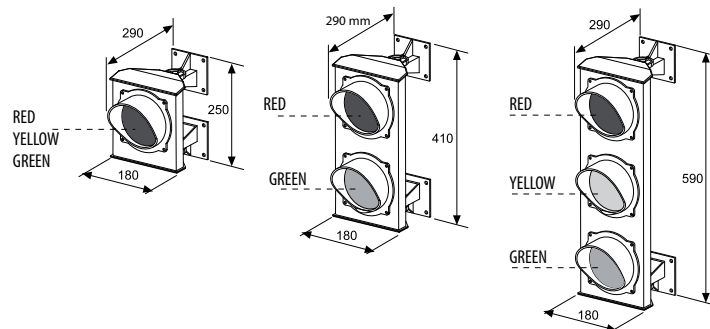
Available in various options:

- with 70 W lamp (one, two and three lights)
- with leds 5 W (two and three lights)
- special to fit the VISUAL 344 posts (two and three lights), with leds, 24V and 230 V

TECHNICAL DATA

Power supply	24 Vac/dc – 230 Vac 50 Hz
Absorbed power (per lamp)	70 W
LED card power absorption	5 W
Lamp life	8.000 hours
LED life	25.000 hours
Lens diameter	124 mm
Protection standards	IP 65
Working temperature	-20 °C +60 °C

OVERALL DIMENSIONS



Item code No.	Model	Version		
		No. of lights	Lamp	LED
3200L	Traffic light	• 1 red light	70 W [230 Vac]	
3201L	Traffic light	• 1 yellow light	70 W [230 Vac]	
3202L	Traffic light	• 1 green light	70 W [230 Vac]	
3203L	Traffic light	•• 2 red/green lights	70 W [230 Vac]	
3204L	Traffic light	••• 3 red/yellow/green lights	70 W [230 Vac]	
3210L	LED traffic light	•• 2 red/green lights		5 W [230 Vac]
3218L	LED traffic light	•• 2 red/green lights		5 W [24 Vac/dc]
3219L	LED traffic light	••• 3 red/yellow/green lights		5 W [230 Vac]
3221L	LED traffic light	••• 3 red/yellow/green lights		5 W [24 Vac/dc]

SPECIFIC ACCESSORIES



Item code No.	Description
3206L	Pair of 2 brackets to fix the traffic lights to a pole
3209L	70W 220/240 V lamp
3212L	Controller for traffic light with 2 or 3 lights



Radio receivers and transmitters




VIX 53

page 136

Frequency 868,19 MHz / Rolling-code / Transceiver







Rolling code radio transmitter with 868,19 MHz frequency

• Rolling code

secure encoding with 128 bit algorithm.

Plug-in and stand alone options of the radio receiver, up to 4 channels. Removable memory without loss of codes, up to 2.000 users max.

Distance: 250 m (open space)

• Transceiver

transmission of the radio signal is a bidirectional type, with transmitter feedback confirming reception of the radio receiver signal.

• Radio link

distance extension of the radio signal emitted by a transmitter by creating a radio link between the radio receivers.

• Access customization

by means of the RED VIX 53 equipment allowing for protection key-codes to be encoded on the transmitters and memories of the radio receivers.

• SoftVIXare

for database and management of complex installations.

• Management of installations becomes easy and handy from one's office

it is possible to program and encode the transmitters and send them directly to the final user.

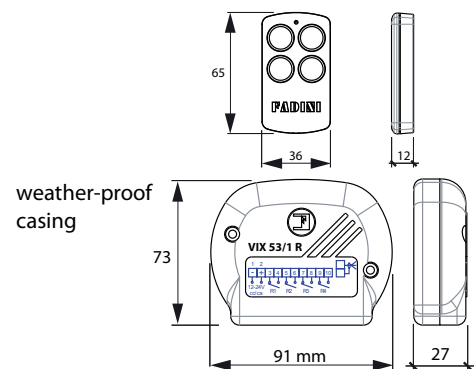
A transmitter can be easily copied without the radio receiver being necessarily nearby.

TECHNICAL DATA



	RADIO RECEIVER	TRANSMITTER	RED VIX 53 EQUIPMENT
Working frequency	868,19 MHz	868,19 MHz	868,19 MHz
Distance range (*)	250 m	250 m	
Power supply	12/24Vac and 12/24Vdc (Vix 53/1R) 24 Vac and 24 Vdc (Vix 53/2 R)	3 V (1 battery CR 2032)	3 V (1 battery CR 2032)
Max. absorption	73 mA		12 mA
Technology		transceiver	transceiver
Encoding	digital	Rolling Code - 128 bit	Rolling Code - 128 bit
No. of channels	1 - 4	4	
Working temperature	- 10 °C +55 °C	- 40 °C +85 °C	- 40 °C +85 °C
Protection standard of the weather-proof casing, stand alone	IP 53		
Memory	2.000 users		

(*) distance range on signal receiving and transmitting can be affected by external factors (eg. alarm systems, signal repeaters, etc.) working on the same frequency. FADINI cannot guarantee the real distance range in such cases.





RADIO RECEIVERS











RADIO RECEIVERS

Item code No.	Description	Version	No. of channels
 5310L	VIX 53/1 R	stand-alone	1 + 3 (optional)
 5311L	VIX 53/2 R	plug-in	2

TRANSMITTERS

Item code No.	Description	No. of channels
 5313GL	VIX 53/4 TR transmitter. Lime green colour	4
 5313YL	VIX 53/4 TR transmitter. Mustard yellow colour	4
 5313CL	VIX 53/4 TR transmitter. Candy lilac colour	4
 5313SL	VIX 53/4 TR transmitter. Skyline grey colour	4

SPECIFIC ACCESSORIES

Item code No.	Description
 5314L	Micro USB interface device with management software for VIX 53 (micro USB cable/USB not included)
 5315L	REDVIX53 Device for protection key encoding on the transmitters and memories of the VIX 53 range
 5316L	Removable memory card for VIX 53
 4317L	N.O. relay module
 7809L	N.C. relay module
 8619L	3 V battery
 4605L	BIRIO A8 rod aerial
 4607L	RG58 coaxial cable x 100 m



Various complementary accessories

ELECTRIC LOCKS



Item code No.	Description	Version
7098L	V96 electric lock, rotating latch bolt, European barrel, small type	Vertical
7099L	V90 "VIRO" electric lock, rotating latch bolt, round barrel, for swinging gates	Horizontal

GATE ACCESSORIES



Item code No.	Description	Diameter (mm)
2061L	Wheel with fixing bolt, V-groove	90
2064L	Wheel with fixing support, V-groove	120
2065L	Wheel with fixing bolt, V-groove	160
2066L	Wheel with fixing bolt, V-groove	200
2068L	Nylon roller Ø 25x32 mm	
2069L	Nylon roller Ø 40x44 mm	
7089L	Mechanical latch with holding bolt	

Kit packages



for sliding gates

for swinging gates

for industrial doors

for garage doors

oil-hydraulic road barriers

electronic controllers

command accessories

safety and signalling accessories

radio receivers and transmitters

kits

complete systems

Junior 624



KIT JUNIOR 624, item code **624VL**

- 1 JUNIOR 624 gate operator, item code 624L
- 1 VIX 53/2R plug-in radio receiver, item code 5311L
- 1 VIX 53/4 TR transmitter, item code 5313GL
- 1 CHIS 37 surface mount keyswitch, item code 370L
- 1 MIRI 4 LED flasher, item code 4612L
- 1 BIRIO A8 aerial for MIRI 4, item code 4601L
- 1 Pair FIT 55 surface mount photocells, item code 550L
- 1 Nameplate

Max. gate weight (kg) **400**

Limit switch **magnetic**

Pcs/Pallet **18**

Junior 633



for sliding gates

for swinging gates

for industrial doors

for garage doors

oil-hydraulic road barriers

electronic controllers

command accessories

safety and signalling accessories

radio receivers and transmitters

kits

complete systems



KIT JUNIOR 633, item code **633VL**

- 1 JUNIOR 633 gate operator, item code 633L
- 1 VIX 53/2R plug-in radio receiver, item code 5311L
- 1 VIX 53/4 TR transmitter, item code 5313GL
- 1 CHIS 37 surface mount keyswitch, item code 370L
- 1 MIRI 4 LED flasher, item code 4612L
- 1 BIRIO A8 aerial for MIRI 4, item code 4601L
- 1 Pair FIT 55 surface mount photocells, item code 550L
- 1 Nameplate

Max. gate weight (kg) **600**

Limit switch **magnetic**

Pcs/Pallet **18**

Junior 650



KIT JUNIOR 650, item code **650VL**

- 1 JUNIOR 650 gate operator, item code 650L
- 1 VIX 53/2R plug-in radio receiver, item code 5311L
- 1 VIX 53/4 TR transmitter, item code 5313GL
- 1 CHIS 37 surface mount keyswitch, item code 370L
- 1 MIRI 4 LED flasher, item code 4612L
- 1 BIRIO A8 aerial for MIRI 4, item code 4601L
- 1 Pair FIT 55 surface mount photocells, item code 550L
- 1 Nameplate

Max. gate weight (kg)	1.200
Limit switch	magnetic
Pcs/Pallet	18

Bart 350



for sliding gates

for swinging gates

for industrial doors

for garage doors

oil-hydraulic road barriers

electronic controllers


command accessories

safety and signalling accessories

radio receivers and transmitters

kits

complete systems



KIT BART 350, item code **3520VL**

- 1 Bart 350 Master gate operator, item code 351L
- 1 Bart 350 Slave gate operator, item code 352L,
- 2 Articulated arms, item code 358L
- 1 VIX 53/2R plug-in radio receiver, item code 5311L
- 1 VIX 53/4 TR transmitter, item code 5313GL
- 1 CHIS 37 surface mount keyswitch, item code 370L
- 1 MIRI 4 LED flasher, item code 4612L
- 1 BIRIO A8 aerial for MIRI 4, item code 4601L
- 1 Pair FIT 55 surface mount photocells, item code 550L
- 1 Nameplate

Max. gate weight (kg)	300
Max. width of gate leaf (m)	2,3
Pcs/Pallet	12

Dardo 424



KIT DARDO 424, item code **4240VL**

- 2 DARDO 424 gate operators, item code 424L
- 1 VIX 53/2R plug-in radio receiver, item code 5311L
- 1 VIX 53/4 TR transmitter, item code 5313GL
- 1 ELPRO 42 electronic controller, item code 4200L
- 1 CHIS 37 surface mount keyswitch, item code 370L
- 1 MIRI 4 LED flasher, item code 4612L
- 1 BIRIO A8 aerial for MIRI 4, item code 4601L
- 1 Pair of TRIFO 11 photocells, item code 107L
- 1 Nameplate

Max. gate weight (kg)	400
Max. width of gate leaf (m)	2,5
Pcs/Pallet	12

Dardo 430



for sliding gates

for swinging gates

for industrial doors

for garage doors

oil-hydraulic road barriers

electronic controllers

command accessories

safety and signalling accessories

radio receivers and transmitters

kits

complete systems



KIT DARDO 430, item code **4301VL**

- 2 DARDO 430 gate operators, item code 430L
- 1 VIX 53/2R plug-in radio receiver, item code 5311L
- 1 VIX 53/4 TR transmitter, item code 5313GL
- 1 ELPRO 43 electronic controller, item code 4300L
- 1 CHIS 37 surface mount keyswitch, item code 370L
- 1 MIRI 4 LED flasher, item code 4612L
- 1 BIRIO A8 aerial for MIRI 4, item code 4601L
- 1 Pair of TRIFO 11 photocells, item code 107L
- 1 Nameplate

Max. gate weight (kg)	350
Max. width of gate leaf (m)	2,8
Pcs/Pallet	12

Hindi 880 sprint



KIT HINDI 880 SPRINT, item code **8820VL**

- 2 HINDI 880 SPRINT gate operators, locking close, item code 888L
- 1 VIX 53/2R plug-in radio receiver, item code 5311L
- 1 ELPRO 27 electronic controller, item code 7047L
- 1 VIX 53/4 TR transmitter, item code 5313GL
- 1 CHIS 37 surface mount keyswitch, item code 370L
- 1 MIRI 4 LED flasher, item code 4612L
- 1 BIRIO A8 aerial for MIRI 4, item code 4601L
- 1 Pair TRIFO 11 surface mount photocells, item code 107L
- 1 Nameplate

Max. gate weight (kg)	400
Max. width of gate leaf (m)	2,3
Pcs/Pallet	12

Nupi 66



for sliding gates

for swinging gates

for industrial doors

for garage doors

oil-hydraulic road barriers

electronic controllers

command accessories

safety and signalling accessories

radio receivers and transmitters

kits

complete systems



KIT NUPI 66, item code **6660VL**

- 2 NUPI 66 gate operators, item code 661L
- 1 VIX 53/2R plug-in radio receiver, item code 5311L
- 1 ELPRO 7RP electronic controller, item code 6610L
- 1 VIX 53/4 TR transmitter, item code 5313GL
- 1 CHIS 37 surface mount keyswitch, item code 370L
- 1 MIRI 4 LED flasher, item code 4612L
- 1 BIRIO A8 aerial for MIRI 4, item code 4601L
- 1 Pair FIT 55 surface mount photocells, item code 550L
- 1 Nameplate

Max. gate weight (kg)	400
Max. width of gate leaf (m)	2,5
Pcs/Pallet	15


Aproli 480



KIT APROLI 480, item code **465VL**

- 1 APROLI 480 garage door operator with fixing hardware, item code 481L
- 1 VIX 53/2R plug-in radio receiver, item code 5311L
- 1 ELPRO 6 exp electronic controller, item code 243L
- 1 VIX 53/4 TR transmitter, item code 5313GL
- 1 Antenna BIRIO A8, item code 4605L
- 1 Pair TRIFO 11 surface mount photocells, item code 107L
- 1 Nameplate


Door surface (m ²)	7
Pcs/Pallet	6



Complete automatic systems

This section provides a guide and examples for complete installations related to each motor type, including command and safety accessories to achieve proper and correct functioning.

A quick look at hypothetical situations of application.



Complete electromechanical automatic systems for sliding gates



for sliding gates

for swinging gates

for industrial doors

for garage doors

oil-hydraulic road barriers

electronic controllers

command accessories

safety and signalling accessories

radio receivers and transmitters

kits

complete systems



Junior 624

Item code No.	Description	Quantity (pcs)
624L	JUNIOR 624 gate operator with ELPRO 62 electronic controller	1
370L	CHIS 37 – keyswitch. Surface mount. Universal profile barrel with custom-coded key	1
550L	Pair of FIT 55 photocells. Surface mount	1
551L	Pair of FIT 55 photocells. Recess mount	1
564L	Pair of posts 50 cm with upper support and fixing base plate	1
5311L	VIX 53/2 R plug-in radio receiver. Rolling code. 868,19 MHz	1
5313GL	VIX 53/4 TR transmitter. Lime green colour	1
4612L	MIRI 4 LED flasher with wall/post fixings	1
4601L	Group of components BIRIO A8 aerial with card	1
2118L	Nylon gear rack with fixing supports, 1 m bars, complete with screws and washers	1 KIT x 10 m



Nyota 115 evo

Item code No.	Description	Quantity (pcs)
1117L	Geared motor NYOTA 115 EVO – 1.0 HP single-phase	1
7087L	ELPRO 37 electronic controller	1
370L	CHIS 37 – Keyswitch, surface mount. Universal profile barrel with custom-coded key	1
550L	Pair of photocells FIT 55 surface mount	1
551L	Pair of photocells FIT 55 recess mount	1
564L	Pair of posts 50 cm with upper support and fixing base plate	1
5311L	VIX 53/2 R plug-in radio receiver. Rolling code. 868,19 MHz	1
5313GL	VIX 53/4 TR transmitter. Lime green colour	1
4612L	MIRI 4 LED flasher with wall/post fixings	1
4601L	Group of components BIRIO A8 aerial with card	1
207L	Zinc-coated gear rack with fixing supports, 30x12 thickness, 1 m bars	6 m
208L	Gear rack fixing including spacer, screw and washer	18



Mec 200

Item code No.	Description	Quantity (pcs)
2125L	MEC 200 gate operator. 0,73 kW (1,0 HP) single-phase, vertical	1
7087L	ELPRO 37 electronic controller	1
370L	CHIS 37 – keyswitch. Surface mount. Universal profile barrel with custom-coded key	1
550L	Pair of FIT 55 photocells. Surface mount	1
551L	Pair of FIT 55 photocells. Recess mount	1
564L	Pair of posts 50 cm with upper support and fixing base plate	1
5311L	VIX 53/2 R plug-in radio receiver. Rolling code. 868,19 MHz	1
5313GL	VIX 53/4 TR transmitter. Lime green colour	1
4612L	MIRI 4 LED flasher with wall/post fixings	1
4601L	Group of components BIRIO A8 aerial with card	1
2039L	Zinc-coated gear rack 22 x 22 - module 4, bars of 2 m	3



Fibo 300

Item code No.	Description	Quantity (pcs)
3002L	FIBO 300 gate operator. 1,1 kW (1,5 HP) single-phase	1
7185L	ELPRO 37 HP electronic controller with power contactors, box included	1
370L	CHIS 37 – keyswitch. Surface mount. Universal profile barrel with custom-coded key	1
551L	Pair of FIT 55 photocells. Recess mount	2
565L	Pair of posts 75 cm with upper support and fixing base plate	2
5311L	VIX 53/2 R plug-in radio receiver. Rolling code. 868,19 MHz	1
5313GL	VIX 53/4 TR transmitter. Lime green colour	1
4612L	MIRI 4 LED flasher with wall/post fixings	1
4601L	Group of components BIRIO A8 aerial with card	1
2039L	Zinc-coated gear rack 22 x 22 - module 4, bars of 2 m	10



Fibo 400

Item code No.	Description	Quantity (pcs)
4002L	FIBO 400 gate operator. 2,2 kW (3,0 HP) three-phase	1
7185L	ELPRO 37 HP electronic controller with power contactors, box included	1
370L	CHIS 37 – keyswitch. Surface mount. Universal profile barrel with custom-coded key	1
551L	Pair of FIT 55 photocells. Recess mount	2
565L	Pair of posts 75 cm with upper support and fixing base plate	2
5311L	VIX 53/2 R plug-in radio receiver. Rolling code. 868,19 MHz	1
5313GL	VIX 53/4 TR transmitter. Lime green colour	1
4612L	MIRI 4 LED flasher with wall/post fixings	1
4601L	Group of components BIRIO A8 aerial with card	1
2039L	Zinc-coated gear rack 22 x 22 - module 4, bars of 2 m	10

Complete oil-hydraulic and electromechanical automatic systems for swinging gates



Dardo 424

Item code No.	Description	Quantity (pcs)
424L	DARDO 424 gate operators	2
4200L	ELPRO 42 controller	1
370L	CHIS 37 – keyswitch. Surface mount. Universal profile barrel with custom-coded key	1
107L	Pair of TRIFO 11 photocells	2
108L	Pair of anodized aluminium posts with base plate	1
5311L	VIX 53/2 R plug-in radio receiver. Rolling code. 868,19 MHz	1
5313GL	VIX 53/4 TR transmitter. Lime green colour	1
4612L	MIRI 4 LED flasher with wall/post fixings	1
4601L	Group of components BIRIO A8 aerial with card	1



Hindi 880 sprint

Item code No.	Description	Quantity (pcs)
888L	HINDI 880 SPRINT hydraulic operator, locking close	2
7047L	ELPRO 27 controller	1
370L	CHIS 37 – keyswitch. Surface mount. Universal profile barrel with custom-coded key	1
107L	Pair of TRIFO 11 photocells	2
108L	Pair of anodized aluminium posts with base plate	1
5311L	VIX 53/2 R plug-in radio receiver. Rolling code. 868,19 MHz	1
5313GL	VIX 53/4 TR transmitter. Lime green colour	1
4612L	MIRI 4 LED flasher with wall/post fixings	1
4601L	Group of components BIRIO A8 aerial with card	1



Nupi 66

Item code No.	Description	Quantity (pcs)
663L	NUPI 66 hydraulic operator, locking close, 1 m electric cable and fixing brackets with support plates	2
6610L	ELPRO 7 RP controller	1
370L	CHIS 37 – keyswitch. Surface mount. Universal profile barrel with custom-coded key	1
107L	Pair of TRIFO 11 photocells	2
108L	Pair of anodized aluminium posts with base plate	1
5311L	VIX 53/2 R plug-in radio receiver. Rolling code. 868,19 MHz	1
5313GL	VIX 53/4 TR transmitter. Lime green colour	1
4612L	MIRI 4 LED flasher with wall/post fixings	1
4601L	Group of components BIRIO A8 aerial with card	1



Hindi 880 evo

Item code No.	Description	Quantity (pcs)
880P5L	HINDI 880 evo hydraulic operator, 280 mm stroke	2
7047L	ELPRO 27 controller	1
370L	CHIS 37 – keyswitch. Surface mount. Universal profile barrel with custom-coded key	1
551L	Pair of FIT 55 photocells. Recess mount	2
564L	Pair of posts 50 cm with upper support and fixing base plate	1
5311L	VIX 53/2 R plug-in radio receiver. Rolling code. 868,19 MHz	1
5313GL	VIX 53/4 TR transmitter. Lime green colour	1
4612L	MIRI 4 LED flasher with wall/post fixings	1
4601L	Group of components BIRIO A8 aerial with card	1



Mec 800 special

Item code No.	Description	Quantity (pcs)
7012L	MEC 800 SPECIAL hydraulic operator, 280 mm stroke	2
7022P6L	MEC 700/80 VENTIL oil-hydraulic motor-pump	2
7013L	4-way pipe connecting block with fittings	2
7018L	Flexible tube	4
7016L	Zinc-coated sheet metal enclosure to suit MEC 700/80 VENTIL with vibration-proof incorporated attaching support	2
707L	Copper tube Ø 8 mm – 4 m	1
708L	Biodegradable hydraulic “FADINI oil” in 2 l container	2
7047L	ELPRO 27 controller	1
370L	CHIS 37 – keyswitch. Surface mount. Universal profile barrel with custom-coded key	1
551L	Pair of FIT 55 photocells. Recess mount	2
564L	Pair of posts 50 cm with upper support and fixing base plate	1
5311L	VIX 53/2 R plug-in radio receiver. Rolling code. 868,19 MHz	1
5313GL	VIX 53/4 TR transmitter. Lime green colour	1
4612L	MIRI 4 LED flasher with wall/post fixings	1
4601L	Group of components BIRIO A8 aerial with card	1



Aproli 280 batt

Item code No.	Description	Quantity (pcs)
281L	APROLI 280 BATT hydraulic operator, bidirectional locking	2
7047L	ELPRO 27 controller	1
370L	CHIS 37 – keyswitch. Surface mount. Universal profile barrel with custom-coded key	1
107L	Pair of TRIFO 11 photocells	2
108L	Pair of anodized posts with base plate	1
5311L	VIX 53/2 R plug-in radio receiver. Rolling code. 868,19 MHz	1
5313GL	VIX 53/4 TR transmitter. Lime green colour	1
4612L	MIRI 4 LED flasher with wall/post fixings	1
4601L	Group of components BIRIO A8 aerial with card	1
7099L	Horizontal V90 VIRO electric lock with latch bolt for swinging gates	1
7089L	Mechanical latch with holding bolt	1



Aproli 280/700 robusto

Item code No.	Description	Quantity (pcs)
298SXL	APROLI 280/700 ROBUSTO oil-hydraulic operator (left-handed), bidirectional locking, with articulated arm	1
298DXL	APROLI 280/700 ROBUSTO oil-hydraulic operator (right-handed), bidirectional locking, with articulated arm	1
7047L	ELPRO 27 controller	1
370L	CHIS 37 – keyswitch. Surface mount. Universal profile barrel with custom-coded key	1
107L	Pair of TRIFO 11 photocells	2
108L	Pair of anodized posts with base plate	1
5311L	VIX 53/2 R plug-in radio receiver. Rolling code. 868,19 MHz	1
5313GL	VIX 53/4 TR transmitter. Lime green colour	1
4612L	MIRI 4 LED flasher with wall/post fixings	1
4601L	Group of components BIRIO A8 aerial with card	1
7099L	Horizontal V90 VIRO electric lock with latch bolt for swinging gates	1
7089L	Mechanical latch with holding bolt	1



Combi 740

Item code No.	Description	Quantity (pcs)
7677BB3SXL	COMBI 740 - 110° oil-hydraulic operator (left-handed version) bidirectional locking	1
7677BB3DXL	COMBI 740 - 110° oil-hydraulic operator (right-handed version) bidirectional locking	1
745L	Protection enclosure complete with aluminium cover	2
748SXL	Emergency manual release shoe made of pressed steel, with specially shaped spanner (left-handed version)	1
748DXL	Emergency manual release shoe made of pressed steel, with specially shaped spanner (right-handed version)	1
7047L	ELPRO 27 controller	1
370L	CHIS 37 – keyswitch. Surface mount. Universal profile barrel with custom-coded key	1
551L	Pair of FIT 55 photocells. Recess mount	2
564L	Pair of posts 50 cm with upper support and fixing base plate	1
5311L	VIX 53/2 R plug-in radio receiver. Rolling code. 868,19 MHz	1
5313GL	VIX 53/4 TR transmitter. Lime green colour	1
4612L	MIRI 4 LED flasher with wall/post fixings	1
4601L	Group of components BIRIO A8 aerial with card	1



Drive 700

Item code No.	Description	Quantity (pcs)
7021L	DRIVE 700 ESTRU oil-hydraulic motor-pump, bidirectional locking	2
710L	DRIVE 700 – 110° jack	2
7027L	Enclosure for DRIVE 700 jack, with cover and square-bored F-ring	2
7047L	ELPRO 27 controller	1
370L	CHIS 37 – keyswitch. Surface mount. Universal profile barrel with custom-coded key	1
551L	Pair of FIT 55 photocells. Recess mount	2
564L	Pair of posts 50 cm with upper support and fixing base plate	1
5311L	VIX 53/2 R plug-in radio receiver. Rolling code. 868,19 MHz	1
5313GL	VIX 53/4 TR transmitter. Lime green colour	1
4612L	MIRI 4 LED flasher with wall/post fixings	1
4601L	Group of components BIRIO A8 aerial with card	1
708L	Biodegradable hydraulic “FADINI oil” in 2 l container	2

Complete oil-hydraulic automatic systems for counterbalanced up-and-over garage doors and industrial doors



Aproli 480

Item code No.	Description	Quantity (pcs)
481L	APROLI 480 oil-hydraulic garage door operator with fixing hardware	1
510L	Cover complete with lamp and fixing screws	1
243L	ELPRO 6 exp controller	1
370L	CHIS 37 – keyswitch. Surface mount. Universal profile barrel with custom-coded key	1
5311L	VIX 53/2 R plug-in radio receiver. Rolling code. 868,19 MHz	1
5313GL	VIX 53/4 TR transmitter. Lime green colour	1
2130L	Mechanical safety edge, slim profile, 2,50 m with aluminium support	1
4605L	BIRIO A8 rod aerial	1
551L	Pair of FIT 55 photocells. Recess mount	1



Aproli 480

Item code No.	Description	Quantity (pcs)
482L	APROLI 480 oil-hydraulic garage door operator without fixing hardware	2
484L	Double mount hardware kit for two Aproli 480s	1
510L	Cover complete with lamp and fixing screws	2
7047L	ELPRO 27 controller	1
370L	CHIS 37 – keyswitch. Surface mount. Universal profile barrel with custom-coded key	1
5311L	VIX 53/2 R plug-in radio receiver. Rolling code. 868,19 MHz	1
5313GL	VIX 53/4 TR transmitter. Lime green colour	1
2132L	Mechanical safety edge, slim profile, 4 m with aluminium support	1
4605L	BIRIO A8 rod aerial	1
551L	Pair of FIT 55 photocells. Recess mount	1



Aproli 380 LB

Item code No.	Description	Quantity (pcs)
390SXL	APROLI 380 LB oil-hydraulic operator (left-handed), with fixing hardware	1
390DXL	APROLI 380 LB oil-hydraulic operator (right-handed), with fixing hardware	1
395L	Cover with two fitting end parts	2
7047L	ELPRO 27 controller	1
370L	CHIS 37 – keyswitch. Surface mount. Universal profile barrel with custom-coded key	1
107L	Pair of TRIFO 11 photocells	1
5311L	VIX 53/2 R plug-in radio receiver. Rolling code. 868,19 MHz	1
5313GL	VIX 53/4 TR transmitter. Lime green colour	1
4612L	MIRI 4 LED flasher with wall/post fixings	1
4601L	Group of components BIRIO A8 aerial with card	1



Mec 200 LB

Item code No.	Description	Quantity (pcs)
2052L	MEC 200 LB Geared motor – 0,73 kW (1.0 HP) three-phase	1
7087L	ELPRO 37 Electronic controller	1
2053L	Chain stretcher with 1/2" Z20 pinion with support bracket and adjuster	1
2054L	1/2" plain chain x 5 m length	1
2059L	Incorporated limit switch	1
370L	CHIS 37 – keyswitch. Surface mount. Universal profile barrel with custom-coded key	1
551L	Pair of FIT 55 photocells. Recess mount	1
5311L	VIX 53/2 R plug-in radio receiver. Rolling code. 868,19 MHz	1
5313GL	VIX 53/4 TR transmitter. Lime green colour	1
4612L	MIRI 4 LED flasher with wall/post fixings	1
4601L	Group of components BIRIO A8 aerial with card	1

Oil-hydraulic road barriers



Bayt 980

Item code No.	Description	Quantity (pcs)
9803SXL	BAYT 980 barrier 8 s – RAL 2002 and orange peel metallized grey. Left-handed	1
1942L	R532 beam x 6,40 m	1
1948L	Folding pedestal with adjustable foot	1
371L	CHIS 37 – keyswitch. Surface mount. Universal profile barrel with custom-coded key	1
551L	Pair of FIT 55 photocells. Recess mount	1
562L	Post 50 cm with upper support and fixing base plate	1
5311L	VIX 53/2 R plug-in radio receiver. Rolling code. 868,19 MHz	1
5313GL	VIX 53/4 TR transmitter. Lime green colour	1
4612L	MIRI 4 LED flasher with wall/post fixings	1
4601L	Group of components BIRIO A8 aerial with card	1



Bayt 980 (AISI 304 SS brushed)

Item code No.	Description	Quantity (pcs)
9813SXL	BAYT 980 barrier 8 s – AISI 304 SS brushed /stainless steel left-handed	1
1942L	R532 beam x 6,40 m	1
1948L	Folding pedestal with adjustable foot	1
371L	CHIS 37 – keyswitch. Surface mount. Universal profile barrel with custom-coded key	1
551L	Pair of FIT 55 photocells. Recess mount	1
562L	Post 50 cm with upper support and fixing base plate	1
5311L	VIX 53/2 R plug-in radio receiver. Rolling code. 868,19 MHz	1
5313GL	VIX 53/4 TR transmitter. Lime green colour	1
4612L	MIRI 4 LED flasher with wall/post fixings	1
4601L	Group of components BIRIO A8 aerial with card	1

Demo gate stands



JUNIOR 624

1 JUNIOR 624 geared motor

- 1 ELPRO 62 electronic controller
- 1 VIX 53/4 TR transmitter
- 1 VIX 53/2 R radio receiver
- 1 BIRIO A8 aerial
- 1 MIRI 4 flasher
- 1 CHIS 37 keyswitch
- 1 TRIFO 11 pair of photocells



HINDI 880 EVO

1 Oil-hydraulic operator HINDI 880 EVO

- 1 ELPRO 27 electronic controller
- 1 VIX 53/4 TR transmitter
- 1 VIX 53/2 R radio receiver
- 1 BIRIO A8 aerial
- 1 MIRI 4 flasher
- 1 CHIS 37 keyswitch
- 1 TRIFO 11 pair of photocells



COMBI 740

1 COMBI 740 – 110° oil-hydraulic operator. Braking

- 1 ELPRO 27 electronic controller
- 1 VIX 53/2R radio receiver
- 1 MIRI 4 flasher
- 1 CHIS 37 keyswitch
- 1 VIX 53/4 TR transmitter
- 1 BIRIO A8 aerial
- 1 TRIFO 11 pair of photocells



for your showroom

• it is possible, on request, to order demo gate stands equipped with any of the following operators:

- | | | |
|--------------------|-----------------|--------------------------|
| • DARDO 424/430 | • APROLI 480 | • BAYT 980 |
| • NUPI 66 | • NYOTA 115 EVO | • TALOS series |
| • HINDI 880 SPRINT | • BART 350 | • CORAL series |
| • APROLI 280 BATT | • BARRI 88 | • VIGILO series |
| | | (see bollards catalogue) |



ROLL UP

Roll Up display with "Operators" range
item code 9592L

- Easy to unfold
- Appealing
- Including transport casing

Progressive item code numbers

Product
code No.

Code	Page
------	------

218L	25
------	----

243L	103
------	-----

Catalogue
page

Code	Page	Code	Page	Code	Page
60L	93	360L	59	555L	122
107L	126	370L	120	556L	122
108L	126	371L	120	557L	122
109L	126	372L	121	558L	122
196L	33	373L	121	560L	122
197L	33	374L	121	562L	122
198L	33	375L	121	564L	122
199L	33	376L	121	565L	122
204L	31	377L	121	566L	122
206L	33	378L	120	570L	129
207L	31	379L	120	610L	118
208L	31	390SXL	81	611L	118
211L	33	390DXL	81	612L	118
212L	33	391L	81	620L	105
213L	33	392L	81	624L	25
215L	33	393L	81	624VL	140
216L	31	394SXL	81	630L	105
243L	105	394DXL	81	632L	25
244L	89	395L	81	633L	27
281L	61	424L	43	633VL	141
282L	61	430L	45	650L	29
283L	61	465VL	148	650VL	142
285L	61	481L	89	661L	49
286L	61	482L	89	663L	49
287L	61	483L	89	671L	25
298SXL	63	484L	89	690L	119
298DXL	63	510L	89	691L	119
299SXL	63	511L	89	692L	119
299DXL	63	512L	89	693L	119
330L	128	513L	89	694L	119
331L	128	550L	127	695L	119
351L	59	551L	127	696L	119
352L	59	552L	122	697L	119
358L	59	553L	122	701L	71
359L	59	554L	122	706L	31

Code	Page	Code	Page	Code	Page	Code	Page	Code	Page
707L	56	1095L	93	1970L	103	2114L	33	4240VL	144
708L	47	1098L	93	1975L	33	2118L	25	4300L	105
710L	71	1099L	93	1994L	33	2125L	33	4301VL	145
711L	71	1113L	31	2028L	123	2130L	131	4317L	137
712L	71	1114L	31	2032L	101	2131L	131	4601L	132
713L	71	1116L	31	2034L	123	2132L	131	4605L	132
745L	66	1117L	31	2035L	123	2154L	33	4607L	132
746SXL	66	1121L	31	2036L	83	2220L	35	4610L	132
746DXL	66	1122L	31	2037L	101	2222L	35	4612L	132
747L	66	1123L	31	2039L	31	2223L	35	5023L	102
748SXL	66	1269L	31	2042L	101	2431L	105	5310L	137
748DXL	66	1271L	31	2044L	83	2569L	101	5311L	137
751L	66	1912L	102	2046L	83	2729L	105	5313GL	137
761L	66	1933L	102	2049L	83	2731L	105	5313YL	137
762L	66	1936L	102	2050L	83	2732L	105	5313CL	137
767N3SXL	65	1937L	102	2051L	83	2746L	105	5313SL	137
767N3DXL	65	1940L	102	2052L	83	2756L	115	5314L	137
769N3SXL	65	1941L	102	2053L	83	3002L	35	5315L	137
769N3DXL	65	1942L	102	2054L	83	3200L	133	5316L	137
787N3L	69	1943L	102	2055L	83	3201L	133	5801L	130
870P5L	51	1944L	102	2056L	83	3202L	133	5802L	130
880P5L	51	1945L	102	2057L	83	3203L	133	6610L	105
880P3L	51	1948L	103	2058L	83	3204L	133	6660VL	147
884P3L	51	1952L	103	2059L	83	3206L	133	7012L	55
887L	47	1953L	103	2061L	138	3209L	133	7013L	56
888L	47	1954L	103	2064L	138	3210L	133	7014P6L	55
889L	47	1955L	103	2065L	138	3212L	133	7014P12L	55
890P3L	51	1956L	103	2066L	138	3218L	133	7016L	56
890P5L	51	1958L	103	2068L	138	3219L	133	7018L	56
1088SXL	93	1962L	103	2069L	138	3221L	133	7019L	56
1088DXL	93	1964L	33	2076L	131	3518L	105	7021L	71
1089SXL	93	1965L	103	2077L	131	3519L	105	7022P6L	55
1089DXL	93	1967L	103	2079L	131	3520VL	143	7022P12L	55
1093L	93	1968L	103	2097L	33	4002L	35	7025L	56
1094L	93	1969L	103	2098L	33	4200L	105	7027L	71

Code	Page	Code	Page	Code	Page	Code	Page	Code	Page
7033L	66	7678N3SXL	65	9804DXL	98	9892SXL	100	205180L	83
7037L	55	7678N3DXL	65	9804SXL	98	9892DXL	100	205267L	83
7038L	56	7679N3SXL	65	9805DXL	98	9895SXL	100	205867L	83
7047L	105	7679N3DXL	65	9805SXL	98	9895DXL	100	212567L	33
7048L	105	7697BB3SXL	65	9811DXL	99	9897L	102	701277L	55
7060L	105	7697BB3DXL	65	9811SXL	99	9899L	105	701284L	55
7062L	105	7698N3SXL	65	9812DXL	99	19767L	33	701486P6L	55
7063L	105	7698N3DXL	65	9812SXL	99	19867L	33	701486P12L	55
7064L	105	7699N3SXL	65	9813DXL	99	20514L	83	702286P6L	55
7065L	31	7699N3DXL	65	9813SXL	99	20525L	83	702286P12L	55
7066L	31	7809L	137	9814DXL	99	21267L	33	703777L	55
7067L	31	7871L	69	9814SXL	99	21367L	33	703784L	55
7069L	31	7872L	69	9815DXL	99	76778BB3SXL	65	711477L	55
7070L	71	7873L	69	9815SXL	99	76778BB3DXL	65	711484L	55
7080L	33	7877BB3L	69	9827L	101	76779BB3SXL	65	711577L	55
7087L	105	7878N3L	69	9828L	101	76779BB3DXL	65	711584L	55
7089L	138	7879N3L	69	9829L	101	76789N3SXL	65	711677L	55
7098L	138	8310L	52	9840L	101	76789N3DXL	65	711684L	55
7099L	138	8311L	52	9841SXL	100	76978BB3SXL	65	711777L	55
7114L	55	8312L	52	9841DXL	100	76978BB3DXL	65	711784L	55
7115L	55	8619L	137	9843SXL	100	76979BB3SXL	65	711877L	55
7116L	55	8820VL	146	9843DXL	100	76979BB3DXL	65	711884L	55
7117L	55	9321L	101	9860L	102	76989N3SXL	65	711977L	55
7118L	55	9592L	162	9861L	102	76989N3DXL	65	711984L	55
7119L	55	9730L	56	9862L	102	78778BB3L	69	767789BB3SXL	65
7154L	33	9752L	103	9863L	102	78779BB3L	69	767789BB3DXL	65
7155L	33	9755L	103	9864L	102	78789N3L	69	769789BB3SXL	65
7180L	105	9756L	103	9865L	102	87084P5L	51	769789BB3DXL	65
7184L	105	9757L	103	9866L	102	88084P5L	51	787789BB3L	69
7185L	105	9801DXL	98	9867L	102	88084P3L	51	2052567L	83
7230L	105	9801SXL	98	9869L	102	88484P3L	51		
7271L	105	9802DXL	98	9873L	101	89084P5L	51		
7282L	105	9802SXL	98	9879DXL	103	89084P3L	51		
7677BB3SXL	65	9803DXL	98	9879SXL	103	197567L	33		
7677BB3DXL	65	9803SXL	98	9888L	101	205148L	83		



FADINI® and the environment are two words that we do not want and cannot separate.

For our automatic gate operators we use only **BIODEGRADABLE** oil that respects the anti-pollution laws in force and that we constantly improve in co-operation with the most qualified companies in the field of high performance lubricants.

Every day we send out lots of goods that require a careful study of the logistic needs in order to optimize shipments. Our target is to avoid excess of packages and keep their size down to the minimum volume required. A virtuous practice, environmentally friendly.

The benefits are not only aimed at protecting the environment, but also to improve packaging and make it stronger and more efficient, so that even the risk of transport damage is reduced down to the minimum.

So buy well, buy **FADINI**®v gate openers.



Environmental Sustainability

This catalogue has been printed on paper conforming to FSC® Forest Council standards that guarantee forest safeguard under social, environmental and economical aspects in parallel.



Concept
Halfduck

Photos and Graphics
Halfduck



The texts and the technical data related to the various items in this catalogue have been updated.

The data available in it replace entirely and completely those written in the technical or sales literature prior to this publication.

We are sure to provide you with products having such technical features that absolutely meet the market demand.

To accomplish an installation in compliance with the norms in force, it is recommended to refer to the item code numbers as here indicated and to use only **FADINI** original accessories.

It is advisable to consult the technical information available for each product (instructions manuals, data sheets, etc.) to achieve a correct installation of the **FADINI** operators.

The pictures in this catalogue are merely indicative. All the data in it have been verified and checked with the utmost care. Meccanica FADINI snc reserves the right to change the products and this catalogue in any way that is regarded as needful without notice. It does not take any responsibility in case of possible mistakes and/or omissions.




Qualità in Movimento. **I**
Quality in Motion . . . **GB**
Qualité en Mouvement . **F**
Qualität in Bewegung . . **D**
Calidad en Movimiento. . **E**
Kwaliteit in Beweging . . **NL**
Качество в движении . **RUS**



**The Thoroughbred,
excellence in nature,
a symbol that belongs to us.**





FADINI[®]
the gate opener



www.fadini.net



Via Mantova, 177/A
37053 Cerea (VR) Italy
Ph.+39 0442 330422
Fax +39 0442 331054
info@fadini.net
www.fadini.net